

Chicago Bears

1986 Media Guide



1985 NFL WORLD CHAMPIONS

1986 Schedule

(Pre-Season)

Aug. 3/Sun.	Dallas Cowboys	Wembley Stadium: London, England (12 p.m. C.S.T.)
Aug. 9/Sat.	@ Pittsburgh Steelers	6 P.M.
Aug. 16/Sat.	INDIANAPOLIS COLTS	6 P.M.
Aug. 23/Sat.	ST. LOUIS CARDINALS	8 P.M.
Aug. 30/Sat.	Buffalo Bills at Notre Dame, IN	1 P.M.

(Regular Season)

Sept. 7/Sun.	CLEVELAND	Noon
Sept. 14/Sun.	PHILADELPHIA	Noon
Sept. 22/Mon.	@ Green Bay	8 P.M.
Sept. 28/Sun.	@ Cincinnati	Noon
Oct. 5/Sun.	MINNESOTA	Noon
Oct. 12/Sun.	@ Houston	Noon
Oct. 19/Sun.	@ Minnesota	Noon
Oct. 26/Sun.	DETROIT	Noon
Nov. 3/Mon.	LA RAMS	8 P.M.
Nov. 9/Sun.	@ Tampa Bay	Noon
Nov. 16/Sun.	@ Atlanta	Noon
Nov. 23/Sun.	GREEN BAY	Noon
Nov. 30/Sun.	PITTSBURGH	Noon
Dec. 7/Sun.	TAMPA BAY	Noon
Dec. 15/Mon.	@ Detroit	8 P.M.
Dec. 21/Sun.	@ Dallas	3 P.M.

(Home games in bold caps. All start times are Central.)



TABLE OF CONTENTS

STAFF

Front Office	4-11
Head Coach	12-13
Assistant Coaches	14-18

PLAYERS

Veterans	19-65
Draft Choices	66-71
Free Agents	72-75
Bear Honor Roll	136-143

1985

Statistics	76-77
Game-By-Game	78-85
Post-Season	88-91
Player Transactions	98-99
Records set in '85	104

RECORDS & HONORS

Soldier Field Records	105
Bear Records	106-135
Pro Bowl	144

HISTORY

Hall of Famers	146-147
Highlights	147-149
Year-By-Year Summary	150-155
Overtime Games	156-157
Playoff Games	158-163

GEORGE HALAS

Biography/Hallmarks	96-97
---------------------	-------

DRAFT

1986 Selections	66-71
Recent Bear Drafts	100-101
Past First Round Picks	102

MEDIA INFORMATION

Important Dates	7
Credentials	170
Phone Numbers	170
WGN Radio	171
1986 Opponents	172

MISCELLANEOUS

1986 Schedule	Inside Front Cover
Ticket Information	1
Club Directory	2
Instant Replay	94
What to Look for in 1986	95
Bears vs. NFL	97
Soldier Field	103
Halas Hall	103
All-Time Coaching Records	164
1986 Regular Season Schedule	165-167
Offensive/Defensive Trends	168-169

BEAR TICKET INFORMATION

BOX OFFICE	55 E. Jackson Blvd. (rm. 1250) Chicago, IL 60604 Ticketron
ADDITIONAL OUTLETS	
TICKET PRICES	\$20.00, \$17.00, \$10.00

SEASON TICKETS—Applications for the waiting list are accepted at any time. Box office hours are 9 a.m. to 4 p.m. Monday through Friday.

FAMILY SECTION—The Bears have designated sections at Soldier Field as "Family Sections". Sections 28 and 30 in the northeast corner and sections 29 and 31 in the northwest corner have been designated as family sections. In keeping with the family section concept of developing a seating area that will appeal to couples with children, the consumption of alcoholic beverages will not be permitted in the sections listed above. Family section seating will remain priced at \$10.00 for the 1986 season.

HEADQUARTERS

Halas Hall
250 N. Washington Rd.
Lake Forest, IL 60045
Telephone: (312) 295-6600
Telecopier: (312) 295-5238
Press Room: (312) 295-2020

TICKET OFFICE

55 E. Jackson Blvd.
Chicago, IL 60604
Box Office: (312) 663-5408

BOARD OF DIRECTORS

Edward W. McCaskey
Michael B. McCaskey

Virginia H. McCaskey
Robert Brizzolara

Andrew McKenna

OFFICERS

Chairman of the Board Edward W. McCaskey
President and Chief Executive Officer Michael B. McCaskey
Vice President and General Manager, Treasurer Jerome R. Vainisi
Vice President Charles A. Brizzolara
Secretary Virginia H. McCaskey

COACHING STAFF

Head Coach Mike Ditka
Research & Quality Control Jim Dooley
Offensive Coordinator Ed Hughes
Special Teams/Tight Ends Steve Kazar
Receivers Greg Landry
Defensive Backs Jim LaRue
Defensive Line John Levra
Defensive Assistant Dave McGinnis
Offensive Backfield Johnny Roland
Offensive Line Dick Stanfel
Defensive Coordinator Vince Tobin

PLAYER PERSONNEL

Director of Player Personnel Bill Tobin
Regional Scout Jim Farmer
Regional Scout Rod Graves
Regional Scout Don King
Personnel Assistant Ken Geiger

FINANCE

Controller Ted Phillips
*Purchasing Agent Max Swiatek

MARKETING; COMMUNITY AND PUBLIC RELATIONS

Dir. of Community Involvement Pat McCaskey
Dir. of Mktg. & Communications Bill McGrane
Dir. of Public Relations Ken Valdiserri
Asst. Dir. of Public Relations Bryan Harlan

INFORMATION SYSTEMS

Dir. of Information Systems Greg Gershuny

VIDEO AND PHOTOGRAPHY

Video/Photography Director Mitch Friedman
Video Aide Dean Pope

TICKETS

*Ticket Manager Gary Christenson

STADIUM OPERATIONS & SKYBOX; HALAS HALL

Stadium Oper. & Skybox Mgr. Tim LeFevour
Superintendent-Halas Hall R.L. McMurrin

TRAINING AND CONDITIONING

Trainer Fred Caito
Strength Coordinator Clyde Emrich
Assistant Trainer Brian McCaskey

MEDICAL

Consulting Physician Clarence Fossier
Internist Jay Munsell

EQUIPMENT

Equipment Manager Ray Earley
Assistant Gary Haeger
Groundskeeper Joe Regis

ADMINISTRATIVE STAFF

Mary Albright	Nancy Schaffner
Coletta Considine	Eileen Semrow
Sharon Davis	*Liz Smith
*Jean Jensen	*Betty Swanson
Louise Johnson	Dawn Zeeb
Donna Medica	Joan Zmhral

*denotes office location is:

55 E. Jackson Blvd.
(312) 663-5408

THE STAFF





Edward W. McCaskey Chairman of the Board

One of the first, and most deserving persons, to receive his Super Bowl ring award this past May is Edward W. McCaskey, the club's Chairman of the Board. Having held his current title as Chairman of the Board since November 11, 1983, the senior McCaskey succeeded Club founder George Halas in that role.

He has been an executive with the Bears since 1967 and has been responsible for spearheading the club's civic projects. An entertaining speaker to go along with his warm and outgoing manner has made McCaskey a natural for community involvement programs.

McCaskey serves on the board of trustees of Rosary College, as trustee of the Brian Piccolo Children's fund, the Illinois Chapter of the National Hemophilia Foundation, the Citizens, and the Charlie Conacher Cancer Research Fund at the Toronto General Hospital. He is also on the Board of Directors of the Michigan Avenue National Bank, NFL Films and the Central States Institute of Addiction.

A close friend of the late Brian Piccolo, McCaskey worked closely with Screen Gems in production of the movie "Brian's Song." He represents the NFL owners on the Piccolo Golf Tournament Committee that has donated over \$1.5 million to the Memorial Sloan-Kettering Cancer Center in New York, as a memorial to Brian Piccolo.

McCaskey was in the music publishing business in New York and was associated with the late Jimmy Dorsey following his stint with the U.S. Army in WW II. McCaskey served with the 80th infantry in France—enlisting as a private and leaving the Army with Captain's rank.

Since coming to Chicago in 1949, he has been merchandising manager for the National Retail Tea and Coffee Association, executive vice president of Merchandise Services, Inc., an account executive for E.F. McDonald Co., and vice-president treasurer for the Bears.

Born April 27, 1919, in Philadelphia, McCaskey sang with dance bands before enrolling at the University of Pennsylvania in 1940. He was a football tackle at Lancaster (PA) Catholic High prior to graduation in 1937. He continued a singing career during his collegiate days and was elected a class president at Penn.

McCaskey and his wife Virginia have 11 children, 14 grandchildren, and reside in Des Plaines, IL.

BRIAN PICCOLO AWARD

Bear veterans vote the award to the rookie who best exemplifies the courage, loyalty, teamwork, dedication and sense of humor of the late Brian Piccolo.

A running back who died of cancer June 16, 1970, Piccolo was in his fourth season with the club when forced from the lineup because of the malignancy. He was 26 years old when he died and left a wife and three daughters, and legions of friends.

He signed with the Bears as a free agent following the '64 collegiate season. As a senior at Wake Forest, Piccolo led the nation in scoring (111) and rushing (1,044).

1985	Kicker Kevin Butler
1984	Defensive Back Shaun Gayle
1983	Tackle Jim Covert
1982	Quarterback Jim McMahon
1981	Middle Linebacker Mike Singletary
1980	Tight End Bob Fisher
1979	Defensive End Dan Hampton
1978	Running Back John Skibinski
1977	Tackle Ted Albrecht
1976	Wide Receiver Brian Baschnagel
1975	Running Back Roland Harper
1974	Tight End Fred Pagac
1973	Defensive Tackle Wally Chambers
1972	Defensive Tackle Jim Osborne
1971	Safety Jerry Moore
1970	Guard Glen Holloway

Michael B. McCaskey

President and Chief Executive Officer

In just two and a half years, under the quietly effective leadership of President and Chief Executive Officer Michael McCaskey, the Chicago Bears have reached the upper echelon of pro football powers in the NFL.

Since his being named on November 11, 1983 the third President in Bear history, the team has captured a Super Bowl title, an NFC Championship, two NFC Central Division titles and recorded a 30-8 regular season record. Succeeding his grandfather, George S. Halas, and his uncle, George S. Halas, Jr., McCaskey has initiated changes that have been instrumental in returning the Bears to their traditional place of pro football respect.

McCaskey restructured and clarified lines of organizational authority, added capable people to the staff, and reaffirmed the Bears' commitment to become a championship team. In addition, he added in-house computers, expanded the scouting department and renewed attention to fans. "We are an organization young in spirit, hungry to be the best team in football," McCaskey says.

For his and the team's accomplishments, McCaskey received the highest honor given to any football front office member: "The Sporting News 1985 Executive of the Year Award".

McCaskey relishes the challenges that lie ahead for the Bear organization. "The leaders of our club must not be satisfied, even while taking some pleasure, with our accomplishments to date. Our dream is to be a championship team which means, year after year; we contend to win the Super Bowl. The agenda for 1986 must be to improve ourselves by working hard and working smart."

Fan welfare will continue to be a high priority for the Bears according to McCaskey. In the past two years, he formed a fan advisory panel, initiated annual Bear fan appreciation nights and created a "family" section at Soldier Field. Improving the stadium situation is a focal point for 1986.

On the league level, Commissioner Pete Rozelle named Michael McCaskey to the NFL's Long Range Planning Committee. That committee surveys the long range opportunities and trends for the NFL. The ideas for compiling three-year financial projections and hosting an NFL game in London were proposed by this group for league consideration.

McCaskey was born December 11, 1943 and grew up in Des Plaines, Illinois. He graduated from Notre Dame High School in suburban Niles. Following graduation from Yale in 1965, McCaskey served as a Peace Corps volunteer in Ethiopia. Afterwards he earned a doctorate in business at Case Western Reserve University and then taught at UCLA (1972-75) and the Harvard Business School (1975-82). He also authored a book, *The Executive Challenge: Managing Change and Ambiguity*.

McCaskey and his wife, Nancy, have one son, John (born June 5, 1984) and reside in Winnetka, Illinois.





Jerry Vainisi **Vice President and** **General Manager**

If a General Manager should have faith in himself, then the Chicago Bears are well-served by Jerry Vainisi.

And to bring that point to focus, we go back to the Green Bay Packer summer training camps of the late 1950s, where Jerry worked as a ball boy. His older brother, the late Jack Vainisi, was Packer player personnel director at that time.

Young Jerry was driving a vehicle, shuttling Packer players from practice back to their dormitories. Things went well enough until fullback Howie Ferguson clamped his hands over Jerry's eyes, and center Jim Ringo jammed his foot down on Vainisi's foot, flooring the gas-pedal.

What did Vainisi do? "Tried to go straight, I couldn't do anything else. But I figured they weren't going to get themselves killed."

The Chicago Bears success in 1985 had a lot of people's energy and efforts behind it, and Vainisi was one of the leaders. Under the "tri-partite" operational theory of Bears' President Michael McCaskey, Vainisi is responsible for general administration, while Mike Ditka handles football operations and Bill Tobin sees to player personnel. Vainisi's main thrust is negotiation of player contracts, and his pre-football background serves him well in this area. Jerry graduated from Georgetown University in accounting and later earned a law degree at Kent College in Chicago. His innovative efforts in structuring player contracts have earned him the respect of clubs throughout the NFL.

Vainisi joined the Bears as controller in 1972, leaving the accounting firm of Arthur Andersen. Before being named general manager by the late George Halas in 1983 (replacing Jim Finks, who resigned), Vainisi held the posts of controller, treasurer and club counsel. Jerry's background, before joining Andersen, includes service as a radio sports announcer in Monmouth, Illinois.

A native Chicagoan, Jerry resides in suburban Arlington Heights. Vainisi, 45, and his wife, Doris, have five children: Mary, 20; Jerry, 19; Jack, 17; Mark, 14; and Melissa, 6.



Bill Tobin Director of Player Personnel

One of the most highly regarded talent chiefs in the NFL and a primary reason the Bears were Super Bowl champions last season is Director of Player Personnel Bill Tobin.

Tobin has been assembling solid drafts in recent years and his expertise paid off as the Bears had dominant personnel in 1985. Tobin became the focus of national media attention last season, and rightfully so, as the Bears became the hot topic in NFL circles. Of the 22 starters in Super Bowl XX, 16 of them were products of drafts in which Tobin was involved. The 1983 draft was recently rated one of the top 10 of all time by a football publication, while two 1985 draftees, William Perry and Kevin Butler, were runners-up for a NFL "Rookie of the Year" award last season.

Tobin was promoted from Director of Pro Scouting, a position he began in 1975, to Director of Player Personnel in 1984 when Michael McCaskey was named club president. In this vital role, Tobin is in charge of the annual college draft and monitors the NFL waiver wires in hopes of upgrading the team through the free agent route. He oversees a three-man scouting staff that assist him in covering hundreds of college programs. Perhaps Tobin's most heralded discovery is Richard Dent, the MVP of Super Bowl XX who was selected in the 8th round in 1983. While many teams were scared away by Dent's 230-pound frame, Tobin ranked Dent as the country's best pass rusher, a prognostication which proved accurate.

The 45-year old University of Missouri alumnus was a star running back for the Tigers under Dan Devine (1959-62). He was MVP in the 1962 Bluebonnet Bowl in which he led the Tigers to a 14-10 win over Georgia Tech. Two of his teammates at Mizzou were Bear coaches Vince Tobin (younger brother) and Johnny Roland. He played for the Houston Oilers in 1963 and scored a touchdown the first time he carried the ball. Tobin was named the team's "rookie of the year" following the season. The next year he joined the Edmonton Eskimos where he played for three seasons while serving as a graduate assistant at Missouri (1964-66). Tobin spent the next two years playing for Orlando in the Continental Football League before joining Central Connecticut State College in 1968 as offensive coordinator and backfield coach for three years.

The Green Bay Packers hired Tobin in 1971 as a regional scout and he was promoted to Director of Pro Scouting two years later. Before leaving Green Bay for the Bears in 1975, Tobin assisted in drafting four "Rookies of the Year"—John Brockington, Chester Marcol, Willie Buchanon and Don Woods.

Born February 16, 1941 in Burlington Junction, Missouri, Tobin and his wife, Dusene, have three children and reside in Arlington Heights, IL.



PERTINENT DATES FOR THE 1986 NFL SEASON

July 15	Bears Report to training camp—Platteville, WI
August 3	Bears vs. Dallas Cowboys, Wembley Stadium, London, ENG (12 p.m. CST)
September 7	Regular Season Opener
October 14	Trade Deadline (4:00 p.m.)
Dec. 21-22	Regular Season Ends
December 28	AFC and NFC First Round Playoff Games
January 3-4	AFC and NFC Divisional Playoff Games
January 11	AFC and NFC Championship Games
January 25	Super Bowl XXI at Rose Bowl—Pasadena, CA
February 1	AFC-NFC Pro Bowl Game at Aloha Stadium—Honolulu



McGrane



P. McCaskey



K. Valdiserri



F. Caito

Bill McGrane—Director of Communications and Marketing

Veteran NFL administrator begins 12th season with Bears . . . Involved in several front office functions including marketing and overseeing public relations . . . Has been in NFL for 20 years starting as public relations director for Minnesota Vikings in 1966, a position he held for seven years . . . Served as Assistant to the President (George Halas) of the National Football Conference (1973-74) before joining Bears as Assistant to General Manager in 1975 . . . Graduate of University of Iowa, who served on sports staff of Des Moines Register and Tribune and Minneapolis Tribune (1958-66) before joining Vikings . . . Currently writes the "Insight" column in weekly GameDay Magazine . . . Recently completed book "BUD: The Other Side of the Glacier"; Harper and Row, 1986, a look into former Minnesota Vikings coach Bud Grant . . . He and his wife, Dorothy, have four children and reside in Arlington Heights, IL.

Pat McCaskey—Director of Community Involvement

All Catholic, All-American quarterback for Niles (IL) Notre Dame High School . . . All New England in cross country for Cheshire (CT) Academy . . . Contributing Editor for the literary magazine at Loyola University of Chicago . . . Undergraduate degree in English from Indiana University . . . Masters degree in interdisciplinary studies (business, writing, performing) from DePaul University . . . All Midwest Masters middle distance runner . . . Serves on Boards of several charities including Brian Piccolo Cancer Research . . . Vice President and treasurer of Sports Teams Organized for the Prevention of Substance Abuse . . . Chairman of the Chicago Fellowship of Christian Athletes . . . Directs club service and involvement within the community . . . Also handles travel arrangements and home game entertainment . . . Married Gretchen Wagle March 3, 1984 . . . Resides in Park Ridge, IL.

Ken Valdiserri—Director of Public Relations

Joined Bears in 1984 after serving as Assistant Director of Public Relations of Chicago White Sox for three years (1981-83) . . . Served as Administrative Assistant in Baseball Commissioners Office in New York (1980) . . . Worked in the University of Notre Dame Sports Information Office for 2½ years . . . Editor of Bears 1986 yearbook . . . Graduated from University of Notre Dame with Degree in Communication Arts (1980) . . . Single . . . Resides in Deerfield, IL.

Fred Caito—Trainer

Longtime Bear staffer who begins 20th year with team . . . Named head trainer in 1972 . . . Received BS degree in 1969 from St. Joseph's College in Rensselaer, IN, former site of Bears' training camp . . . Earned masters degree from Northwestern in 1972 . . . Member of NATA and American College of Sports Medicine . . . Wife (Joyce) and two children reside in Park Ridge, IL.



G. Christenson



R. Earley



C. Emrich



M. Friedman

Gary Christenson—Ticket Manager

Begins second season with Bears after serving eight years as assistant ticket manager for Minnesota Vikings (1977-84) . . . Previously worked in the University of Minnesota ticket office . . . University of Minnesota graduate . . . Wife (Gretchen) and two children reside in Arlington Heights, IL.

Ray Earley—Equipment Manager

Joined Bears in 1976 after serving in same capacity with Minnesota Vikings . . . Also was supervisor of Midway Stadium in St. Paul (MN) the Vikings' former practice site . . . He and wife (Marge) have 9 children . . . Resides in Mundelein, IL

Clyde Emrich—Strength Coordinator

Joined Bears in 1972 as strength coach and physical coordinator . . . Assumed additional duties of Platteville Training Camp director in 1984 . . . Fourteen time Central AAU weightlifting champion, five times U.S. Champion, U.S. Olympic squad member, Pan-American champion, member weightlifting Hall of Fame . . . Broke two world records in '57; first man under 200 pounds to lift 400 and 409 pounds clean jerk . . . Resides in Libertyville, IL

Mitch Friedman—Director of Video/Photographic Services

Begins 11th season with Bears after working in same capacity with Houston Oilers (1973-74) . . . Father (Bob) and brother (Max) serve in same capacity for the Dallas Cowboys and Los Angeles Raiders respectively . . . Has also worked for NFL Films and NCAA Films on part-time basis . . . Wife (Sandra) and two children reside in Vernon Hills, IL

Greg Gershuny—Director of Information Services

Joined Bears in February, 1984 . . . Previously started a systems consulting partnership in Chicago (1983-84) . . . Management Services Consultant with Arthur Young and Company (1981-83) . . . Serves as computer instructor on part-time basis at DePaul University . . . Graduated from Indiana University Graduate School of Business . . . Wife (Evelyn) . . . Resides in Evanston, IL.



G. Gershuny



R. Graves



G. Haeger



B. Harlan

Rod Graves—Regional Scout

Came to club when scouting department was expanded following 1983 season . . . Scouts the east coast for Bears . . . Was Assistant Director of Player Personnel with the Philadelphia Stars of USFL (1983) . . . Served as personnel scout for the Stars prior to being promoted . . . Earned B.S. degree in economics from Texas Tech . . . Father is longtime NFL scout Jackie Graves . . . Attended Strake Jesuit College Prep (Houston) . . . Married (Alesia) . . . Resides in Decatur, GA.

Gary Haeger—Assistant Equipment Manager

Begins third season with Bears . . . Has served as basketball manager for Northern Illinois University (1982) and DePaul (1983) . . . Working on accounting degree at DePaul . . . Member of Board of Directors of Arlington Heights Youth Athletic Association . . . Single . . . Resides in Arlington Heights, IL.

Bryan Harlan—Assistant Director of Public Relations

Enters third season with Bears . . . Graduated from University of Iowa with degree in journalism and mass communications in May, 1984 . . . Served as student assistant in Iowa Sports Information Office . . . Summer intern in Green Bay Packers PR department (1980-82) . . . Sports Director of KRNA-Radio in Iowa City (1983-84) . . . Single . . . Resides in Chicago.

Don King—Regional Scout

Joined Bears in January of 1984 after scouting for Blesto . . . Spent 2½ years as Houston Oilers scout . . . Primarily covers west region for Bears . . . Spent 11½ years associated with the Blesto scouting combine . . . Head Coach at University of Hawaii for three years . . . Wife (Evelyn), three children . . . Resides in Sun Lakes, Arizona.

Tim LeFevour—Stadium Operations Manager

Joined Bears as Skybox Manager in 1981 . . . Previously with Chicago Park District as a writer for Public Information Office (1979-81) . . . Served as an Assistant Director at WGN-TV in 1979 . . . Earned BA in Political Science from Loras College in Dubuque, Iowa . . . Wife (Judy) and three children reside in Chicago.



D. King



T. LeFevour



B. McCaskey



J. Parmer

Brian McCaskey—Assistant Trainer

Begins 5th season as Bears' assistant trainer . . . Previously Head Student Trainer at North Park College in Chicago . . . Graduated from North Park in 1982 . . . Vice-President and co-founder of Northwest Illinois Sports Medicine and Rehab Center . . . Consulting trainer for Chicago Sports Medicine and for Suburban Sports Medicine in Des Plaines . . . Contributing editor for Young Athletes Magazine . . . Single . . . Resides in Chicago.

Jim Parmer—Regional Scout

Dean of Bears scouting department beginning 14th year with the club . . . Scouts midwest and southwest areas for Bears . . . Previously with Blesto scouting combine for eight years (1967-74) . . . Two-way player as fullback and defensive back for Philadelphia Eagles for nine seasons (1947-56) . . . Played on Eagles' 1948 and 1949 NFL championship teams . . . Coached three years at Texas Tech . . . Wife (Mary), three children . . . Resides in Abilene, TX.

Ted Phillips—Controller

Joined Bears in September of 1983 . . . Previously employed as an auditor and tax accountant with Ernst & Whinney (1979-83) . . . Graduated from University of Notre Dame in 1979 . . . He and his wife (Lisa) reside in Glenview.

Max Swiatek—Purchasing Agent

A long-time aide to George Halas who joined in 1934 . . . Besides serving as staff assistant to Halas, also has been Equipment Manager, Trainer and Traveling Secretary . . . Has one son and three grandchildren . . . Resides in Chicago.



T. Phillips



M. Swiatek



R. McMurrin



J. Regis



MIKE DITKA

Head Coach

There were too many years when the Chicago Bears were polite losers, always offering a helping hand to the people who were making their lives miserable. Under Head Coach Mike Ditka, the hand has become a fist. In 1985, the fist packed a powerful whallop to the tune of an 18-1 record including a resounding 46-10 win over the New England Patriots in Super Bowl XX. The Bears' accomplishments earned Ditka *The Sporting News* and Associated Press Coach of the Year honors and the Pro Football Writers Association NFL Coach of the Year honors. In just four years under Mike Ditka, the Bears have transcended from a mediocre bunch of individuals to one of the most respected teams in the National Football League.

Ditka's teams have shown gradual progression in each of his four years as head coach. In his initial season, the Bears were 3-6 in a strike-shortened year (1982) followed by an 8-8 team in 1983. The tide changed in 1984 when a 10-6 record included a playoff win over the Washington Redskins and an appearance in the NFC Title Game. In 1985, while fielding the youngest club in the NFL (25.1 avg.), the Bears were the dominant team in the league during a season in which only the Miami Dolphins were able to blemish the Bears' near perfect record. Thus, the Chicagoans became only the second team in the NFL history to win as many games in a year matching the San Francisco 49ers' World Championship record in 1984.

The 46-year old Ditka, the Bears' 10th head coach, owns a 37-22 regular season record, a 4-1 playoff mark and a Super Bowl win. Not bad for a man who critics questioned following his being hired by George "Papa Bear" Halas back on January 20, 1982. Perhaps the mark that serves as an equal barometer of the team's achievements and the direction the NFL's charter franchise has taken in the last three years is his winning 31 of the last 40 regular season games. In addition, the Bears have captured 19 of their last 21 home games including back-to-back shutout wins over the New York Giants and Los Angeles Rams in the playoffs last January. The Bears recorded a perfect 10-0 mark at Soldier Field in 1985-86 to become the first Bear team to go undefeated at home since 1963, the year of their last championship and a team in which Ditka was the starting tight end.

Ditka is a 25-year veteran of the NFL as both a player and coach. He has been in the league playoffs in 15 of those seasons and been a member of teams that have been NFC Champions six times and NFL Champions four times. While serving nine years as an offensive coach under Tom Landry at Dallas, the Cowboys were in the playoffs in all but one season and won NFC Championships in 1975, 1977, and 1978 with the NFL crown following the 1977 season.

Born October 18, 1939, in Carnegie, Pennsylvania, Ditka enjoyed a 12-year NFL playing career with the Chicago Bears (1961-66), the Philadelphia Eagles (1967-68), and the Dallas Cowboys (1969-72), as a tight end.

Ditka's versatility brought him college all-American honors in 1960 at Pittsburgh where he was a solid two-way performer, defensively at end and middle linebacker, offensively as a receiver and blocker. He was also one of the Nation's leading collegiate punters with a three-year average of 40 yards per boot. He starred in the East-West game and was voted the outstanding lineman of the Hula Bowl.

The Bears first round draft choice in 1961 (5th pick), Ditka was the NFL rookie of the Year, all-NFL 1961-64, and played in five Pro Bowls (1962-66). In 1964, he set an NFL record for tight ends by catching 75 passes in a Bear uniform. The mark was broken in 1980 by San Diego's Kellen Winslow.

Mike is actively involved in Misericordia, the Little City foundation, the Fellowship of Christian Athletes and Sports Teams Organized for the Prevention of Drug Abuse. He and his wife Diana have four children: Mike (25), Mark (24), Megan (22) and Matthew (19).

Ditka's Pro Stats

RECEPTIONS

Year/Club	No.	Yds.	Avg.	TD	Gms.
1972, Cowboys	17	198	11.6	1	14
1971, Cowboys	30	360	12.0	1	14
1970, Cowboys	8	98	12.3	0	14
1969, Cowboys	17	268	15.8	3	12
1968, Eagles	13	111	8.5	2	11
1967, Eagles	26	274	10.5	2	9
1966, Bears	32	378	11.8	2	14
1965, Bears	36	454	12.6	2	14
1964, Bears	75	897	12.0	5*	14
1963, Bears	59	794	13.5	8	14
1962, Bears	58	904	15.6	5*	14
1961, Bears	56	1076	19.2	12	14
Career	427	5812	13.6	43	158

*Scored one additional touchdown on fumble recovery. Additional pro statistics: Carried twice for two yards, recovered one fumble, and returned three kickoffs for 30 yards in 1971.

Ditka's Bear Records

- 1) Most consecutive games, 1+ Pass Receptions 49 12/2/61-10/10/65
- 2) Most touchdowns, game 4 10/13/63 tied Harlon Hill 10/13/54

The Record on Mike Ditka

Pro Coaching

Chicago Bears, Head Coach; 1982 (3-6 record), 1983 (8-8), 1984 (10-6) 1985 (15-1) Dallas Cowboys, Offensive Coach (1973-81)
Playoffs: 1984 (1-1) 1985 (3-0)

Playing Experience

Dallas Cowboys, Tight End, 1969-72
Philadelphia Eagles, Tight End, 1967-68
Chicago Bears, Tight End, 1961-66

College Playing Experience

University of Pittsburgh, Defensive End/Linebacker & Receiver/Punter

Personal

Born October 18, 1939 in Carnegie, Pennsylvania
Wife: Diana. Daughter: Megan (22). Sons: Mike (25), Mark (24), Matthew (19).



Vince Tobin

Defensive Coordinator

Already having established himself as an outstanding defensive coordinator in two professional football leagues, Vince Tobin begins his first season with the Bears in the same capacity.

Tobin joins the Bears after serving as defensive coordinator of the USFL's Philadelphia Baltimore Stars the last three seasons. Prior to that, the 42-year old Missourian served as defensive boss of the CFL's British Columbia Lions (1977-82) and defensive coordinator at the University of Missouri (1971-76). Tobin's impressive resume includes 17 winning seasons in 18 years of coaching.

An all-Big Eight defensive back at Missouri, Tobin received a degree in physical education in 1965 and a masters in guidance and counseling in 1966 before entering coaching. As an aide to Dan Devine, Tobin tutored defensive ends from 1967-70 before being tabbed defensive coordinator in 1971 under Al Onofrio. Tobin handled the linebackers (1971-75) and secondary (1976) in addition to his coordinator duties. He left in 1977 to join the B.C. Lions where his defense ranked 2nd overall during his six-year stint. Tobin was hired by Jim Mora in 1983 to coach the defense of the Philadelphia Stars where his units ranked 1st overall in 1983 and 1984 and 2nd in 1985. Tobin's defenses also led the league in fewest points allowed all three seasons. The Stars were in the championship game all three USFL seasons, winning in 1984 and 1985.

Tobin is a native of Burlington Junction, Missouri where he grew up in a football family in which two older brothers also played college football. Brother Bill, now the Bears' Director of Player Personnel, and Bears' running back coach Johnny Roland, were Vince's teammates at Missouri.

Born Sept. 29, 1943, Vince and his wife Kathy, have two children and reside in Libertyville, IL.



Ed Hughes

Offensive Coordinator

Possessed with a brilliant offensive mind, veteran NFL coach Ed Hughes begins his 5th season as the Bears' offensive coordinator.

While the Bears' defense enjoyed most of the acclaim in '85, the Chicago offense quietly put together impressive numbers leading the NFL in rushing (2,761), rushing TD's (27) and average time of possession (34:33). The Bears finished 7th in the league in total offense, despite another year of quarterback injuries which saw starter Jim McMahon miss 5 starts. The Bears balanced ball control offense has now had possession of the football more than 42 of their last 43 opponents.

Hughes was one of Ditka's first hirings, joining the Bears on February 1, 1982 after serving as an offensive assistant for the Philadelphia Eagles. Ditka was familiar with Hughes' ability after coaching together at Dallas from 1973-76. In those years, the Cowboys made the playoffs three times including a Super Bowl trip.

Prior to his tenure at Philadelphia, Hughes was offensive coordinator of the New Orleans Saints (1978-80), where he was a coaching mate of Dick Stanfel. Hughes professional coaching career also included stints with the Dallas Texans (1960-62), Denver Broncos (1963), Washington Redskins (1964-67), San Francisco 49ers (1967-70), St. Louis Cardinals (1972), and Detroit Lions (1977). He coached the secondary for the Texans, Broncos and Redskins; receivers for the 49ers and Cowboys; quarterbacks for the Cardinals and was offensive coordinator for the Lions. In addition, Hughes spent one season (1971) as head coach of the Houston Oilers.

Hughes was born October 23, 1927, in Buffalo, New York and played collegiately at Tulsa (DB) and professionally for the Los Angeles Rams and New York Giants as a defensive back. Ed and his wife, Nancy, have five children and reside in Libertyville, IL.

Jim Dooley

Research and Quality Control

One of the few members of the Chicago Bears organization to be affiliated with both the 1963 and 1985 championship teams is Jim Dooley, who begins his 26th season with the Bears.

Highly respected for his football knowledge, Dooley has worked in several capacities with the Bears since joining the team as a player in 1952. His career with the Bears includes time spent as a player (1952-55, 57, 59-62), offensive coach (1963-65), defensive coach (1966-67), head coach (1968-71) and in his current position since 1981. Dooley's duties today include studying and evaluating players and teams in the NFL. His reports are used in the development of the Bears' weekly game plan.

Dooley's scouting expertise and knowledge of last year's three post-season foes was vital to last year's road to the Super Bowl.

A star halfback at the University of Miami (FL), Dooley was the Bears first round draft choice in 1952. He played defensive back as a rookie and led the team in interceptions. He was switched to flanker in 1953 and led the team in receptions, an achievement he also reached in 1957 and 1959.

Dooley played nine seasons for the Bears and is the club's sixth all-time leading receiver. His playing days were interrupted twice: when he served the Air Force in 1955-56 and in '58 when he was sidelined with a broken ankle.

Dooley was born February 8, 1930 in Stoutsville, Missouri. He and his wife have 5 children and reside in Chicago.



Steve Kazor

Special Teams and Tight Ends

One area of the Chicago Bears that improved greatly in 1985 and played a key role in the championship season was the special teams, directed by Steve Kazor.

A study made of the 17 kicking game areas from the '85 campaign listed the Bears first overall after averaging the rank in each category. The Bears finished in the top five in 8 of the 17 categories and were tops in the NFL in kickoff return average (25.3). Kazor also coached rookie Kevin Butler, who led the NFL with 144 points while connecting on 31 of 38 FG's and Maury Buford, who ranked 5th in the NFC in punting.

A former staffer at Dallas with Mike Ditka, Kazor's duties will expand this season as he'll also coach tight ends. Kazor joined the Bears prior to the 1982 season when Ditka lured him from the Cowboys where he was an assistant to Gil Brandt in the scouting department for three years.

Before entering the pro ranks, Kazor spent time as an assistant coach and recruiting coordinator at Colorado State (1975), Wyoming (1976), and Texas-El Paso (1979-80). He also served on the coaching staffs of Texas Arlington (1974), Texas-Austin (1976-79) and Westminster College (1970), where he played nose tackle for four years as a collegian. Kazor was head coach at Emporia College in 1973, where he was the youngest head coach in the country.

Born February 24, 1948, in New Kensington, Pennsylvania, Kazor and his wife, Colleen, have two children and reside in Vernon Hills, IL.





Greg Landry

Receivers

One of four new additions to the Bears' coaching staff is former NFL quarterback Greg Landry, who will assist Ed Hughes with the team's passing game.

Landry had always wanted to coach and he realized that dream last season when he was the quarterback coach at Cleveland, helping the Browns to the AFC Central division title. The native New Englander completed his 17-year pro career in 1984 when he joined the Bears prior to the season finale and was the starting quarterback that week, leading the Bears to a 30-13 win over the Lions. He began his pro career in 1968 with the Detroit Lions, who drafted him in the first round out of the

University of Massachusetts, where he was a first-team small college all-America.

Landry played 11 years with the Lions (1968-78) before being traded to the Baltimore Colts in April, 1979. He played for the Colts until 1982 and then played two seasons (1983-84) in the USFL with the Chicago Blitz and Arizona Wranglers before finishing his career with the Bears.

In 147 NFL games, Landry had 103 starts and completed 1,276 passes in 2,300 attempts for 16,502 yards; 98 TD's and 103 interceptions. He also rushed for 2,654 yards (6.2 avg.) and scored 20 TD's. Landry finished his Lions' career second to Detroit Hall of Famer Bobby Layne in four club passing categories—attempts, completions, yards and TD passes.

Born December 18, 1946 in Nashua, New Hampshire, Landry has a B.S. in physical education from Massachusetts and a master's degree in sports administration from Wayne State (MI) University. He and his wife, Jeannine, have five children and reside in Libertyville, IL.



Jim LaRue

Defensive Backs

The dean of the Chicago Bears' coaching staff is Jim LaRue, one of just two coaches from the pre-Ditka era. LaRue has served as secondary coach for the last eight years and enters his 36th year of coaching.

Recognized as a sound football man, LaRue has experience coaching virtually every position in football after playing on both sides of the ball as a collegian. LaRue has helped develop several outstanding players since arriving in Chicago and sent his fourth player, safety Dave Duerson, to the Pro Bowl last season. Other all-pros in LaRue's tenure are current free safety Gary Fencik, Todd Bell and Alan Ellis. LaRue also deserves

credit for the Bears' leading the NFL in interceptions (34) and allowing the lowest percentage of completions by opponents (47.7).

LaRue joined the Bears in 1978 after coaching running backs and receivers for two seasons with the Buffalo Bills. Prior to entering the NFL in 1975, he was an assistant coach at six major colleges and a successful head coach at the University of Arizona, where he posted a 41-37-2 record in eight years (1959-66). LaRue's 1961 team compiled an 8-1-1 mark as an independent which is the best one-year mark in Wildcat football history. His 1964 team shared the WAC title.

A two-way halfback in college at Carson-Newman, Duke and Maryland during WWII years, LaRue is a Duke mathematics graduate, who holds a masters degree in education from Maryland.

Born August 11, 1925 in Clinton, Oklahoma, LaRue and his wife, Betty, have three children and reside in Libertyville, IL.

John Levra Defensive Line

John Levra's appointment during the off-season as the Bears' defensive line coach marks a reunion with defensive coordinator Vince Tobin. Levra spent one season (1980) as defensive line coach with the British Columbia Lions when Tobin was serving as the team's defensive coordinator.

The two are back together after Levra spent the last five seasons as offensive backfield coach of the New Orleans Saints under Bum Phillips. He was offensive coordinator during Wade Phillips' tenure as head coach the final four games of 1986. Under his direction, the Saints had the NFL's leading rusher in 1981, and had 20 100-yard individual rushing games.

After playing linebacker at Pittsburg (Kan.) State, Levra coached in Kansas seven years at the high school level (1959-65). His first college job was at New Mexico Highlands, where he was an assistant in 1966 and head coach from 1967-70 posting a 35-4-1 record. He moved to Stephen F. Austin State University as head coach and athletic director (1971-74) where his teams were 18-5 in his final two seasons and made the only bowl appearance in school history. He then served as offensive coordinator at the University of Kansas (1975-78) and North Texas State (1979) before heading to the CFL.

Born October 2, 1937 in Arma, Kansas, Levra and his wife, Rosie, have two children and reside in Gurnee, IL.



David McGinnis Defensive Assistant

After spending 13 years as an assistant coach in the college ranks, David McGinnis joins the Bears as an assistant to defensive coordinator Vince Tobin. One of McGinnis' primary duties as Tobin's aide will be to oversee the linebackers.

McGinnis was a two-year starter as a defensive back at TCU from 1970-72 earning academic all-conference honors both seasons. He shared the Southwest Conference interception title as a junior with Lyle Blackwood, each of them recording five thefts. Following his graduation, McGinnis began his coaching career as freshmen coach for the Horned Frogs from 1973-74. He was hired by Missouri in 1975 to coach linebackers and secondary while Vince Tobin was the Tigers' defensive coordinator. He joined the Indiana State staff in 1978 as secondary coach and also recruited Chicago before returning to his alma mater in 1982 to tutor defensive backs. McGinnis' final stop before coming to the Bears was at Kansas State (1983-85) where he coached defensive ends and linebackers.

McGinnis was born on August 7, 1951 in Independence, Kansas but grew up in Texas and graduated from Snyder (TX) H.S. He is single and resides in Lake Forest.



MIKE DITKA, ENTERING HIS 5th SEASON AS BEARS HEAD COACH, IS SECOND IN TENURE BEHIND GEORGE HALAS ON THE BEARS ALL TIME COACHING LIST.



Johnny Roland Running Backs

One of the great running backs of his time during a brilliant eight-year career, Johnny Roland is proving to be equally successful as a coach. Roland enters his eighth year in NFL coaching and his fourth as the running backs coach for the Bears.

A glance at the final NFL stats from 1985 illustrate Roland's impact on the Bears' offense. The Bears rushing attack led the NFL in four categories: rushing yards (2,761), rushing attempts (610), 1st downs, rushing (176) and rushing TD's (27). The NFL rushing title represents the third time in Roland's four years that the Bears have led the league in rushing.

Roland was a fourth-round draft choice of the St. Louis Cardinals in 1965, chosen NFL rookie of the year in 1966, and was selected to play in the 1967 and 1968 Pro Bowls. He finished his career with 3,750 yards on 1,015 carries and 28 TD's; 153 receptions, 1,430 yards and 6 TD's.

The 43-year old Texan, a native of Corpus Christi, Roland was a versatile collegian at the University of Missouri, starring as a running back and cornerback from 1963-65. He was an all-American as a senior and college teammate of Bear staffers Bill and Vince Tobin.

In 1974, Roland assisted his former Missouri coach, Dan Devine, on the Green Bay Packers' staff and followed Devine to Notre Dame in 1975. Roland was on the staff of the Philadelphia Eagles from 1976-78 before entering private business until his assignment with the Bears. He currently owns KIRL-radio in St. Louis.

Roland has three children and resides in Vernon Hills, IL.



Dick Stanfel Offensive Line

It's not as certain as death or taxes, but Dick Stanfel's offensive line clearing the way for the NFL's top ranked rushing attack is becoming more and more of a yearly occurrence. Stanfel is entering his sixth season as the Bears offensive line coach following three straight seasons of the Bears leading the NFL in rushing. Granted, Walter Payton is largely responsible for that feat, but Stanfel's development of one of the league's top lines is also an important factor.

The Bears have not had an offensive lineman in the Pro Bowl since 1964, but following the 1985 season, two of Stanfel's pupils—Jay Hilgenberg and Jim Covert—made the trip to Hawaii. Chicago's young starting offensive line last year featured two 5th year players, two 3rd year players and a rookie—a testimony of Stanfel's teaching abilities.

Stanfel joined the Bears in 1981 after serving as the New Orleans Saints interim head coach for the final four games of 1980. He began his coaching career at Notre Dame (1959-62) and spent one season (1963) on the California staff before taking his initial pro coaching job with the Philadelphia Eagles in 1964. After seven seasons with the Eagles, Stanfel joined the 49ers as line coach in 1971 and stayed there until joining the Saints in 1976.

As a player, Stanfel followed a collegiate career at the University of San Francisco with nine years in the pros. A second round draft pick by Detroit, Stanfel played five years with the Lions and was the league's MVP in 1954 when the Lions won the NFL championship. The five-time all-pro guard also played with the Washington Redskins (1956-58).

One of Stanfel's top accolades as a coach came in 1979 when his offensive line at New Orleans allowed a record low 17 sacks during a 16-games schedule.

Stanfel was born July 20, 1927 in San Francisco and currently lives in Libertyville. He has three sons.

THE PLAYERS





BRAD ANDERSON 86

Wide Receiver Arizona 3rd Year

Ht: 6-2 Wt: 198 Born: 1/21/61
Glendale, AZ

Acquisition: Selected in 8th round (212th player) of 1984 draft.

1985 SEASON: Played in 14 regular season games and first playoff game before being placed on injured reserve (1/9/86) with broken hand . . . Only catch of season was at Minnesota (9/19) . . . Did not play vs. Colts (12/8) and at Jets (12/14) . . . Started three preseason games and finished with best average gain per catch (29.0) among receivers. **GAMES PLAYED: 14. GAMES STARTED: 0.**

PRO CAREER: Appeared in 13 games and both playoff games in '84 . . . Started two games in place of injured Dennis McKinnon . . . Earned game ball at Tampa (10/21/84) after catching 49-yard TD pass from McMahon in 44-9 win.

COLLEGIATE, PERSONAL: All-Pac Ten choice after senior year at Arizona . . . Honorable mention all-America . . . Played in East-West Shrine game . . . Caught 6 passes for 85 yards and TD in Blue-Gray game . . . Had TD catches of 50, 65, 69 and 72 yards at Arizona . . . Redshirted in '80 after transferring from BYU . . . Played on BYU's '79 WAC Championship team with Jim McMahon . . . Hobbies include golf, tennis and water sports . . . Married (Michelle)

Anderson's Pro Stats

Year/Club	No	Receiving		Avg	TD
			Yds		
1985/Bears	1		6	6.0	0
1984/Bears	3		77	25.7	1
Career	4		83	20.8	1

Anderson's Single Game Highs

Long Catch: 49 (TD) at Tampa Bay 10/21/84. Most Yds Rec: 49 at TB 10/21/84.



TOM ANDREWS 60

Center Louisville 3rd Year

Ht: 6-4 Wt: 267 Born: 1/11/62
Parma, Ohio

Acquisition: Selected in 4th round (98th player) of 1984 draft.

1985 SEASON: Appeared in 14 regular season games and three post-season games . . . Played primarily on special teams while backing up Pro Bowler Jay Hilgenberg . . . Did not play vs. Bucs (9/8) and Patriots (9/15) . . . Waived 8/27 when squads were reduced to 50 . . . Re-signed 9/5 when Stefan Humphries was placed on IR. **GAMES PLAYED: 14. GAMES STARTED: 0.**

PRO CAREER: Played in 7 games and both playoff games in '84 . . . Drafted as tackle but moved to center in training camp . . . Started '84 preseason game vs. Bengals in first action at center.

COLLEGIATE, PERSONAL: Three-year starter at offensive tackle for Louisville . . . Co-captain as senior . . . Offensive and defensive tackle at Franciscan High in Parma (OH) . . . School finished runner-up in state championship game . . . Married (Michelle) . . . Parents reside in Cleveland area . . . Hobbies include fishing and raquetball . . . Geography major.

BRIAN BASCHNAGEL

84

Wide Receiver

Ohio State

10th Year

Ht: 6-0

Wt: 193

Born: 1/8/54
Kingston, NY



Acquisition: Selected in 3rd round (66th player) of 1976 draft.

1985 SEASON: Spent entire season on injured reserve after injuring right knee on July 25 . . . Placed on IR 8/19 following arthroscopic surgery.

PRO CAREER: Appeared in all 16 games and both playoff games in '84 and started twice for injured McKinnon . . . Finished 2nd in special teams tackles with 7 . . . 16th on team's all-time receiving list in catches (134) and 13th in yards (2,024) . . . Caught first pro TD pass (54 yards) from Walter Payton at Minnesota (10/21/79) . . . Led Bears kickoff return men first 3 seasons . . . Led NFL in KOR yards as a rookie with 754 . . . Set a Bears standard with 8 KOR's at Houston (11/6/77) . . . Special teams captain as rookie . . . Voted Brian Piccolo Award by veterans after '76 season . . . 2nd unit PFWA all-rookie selection.

COLLEGIATE, PERSONAL: Two-time academic all-America as wingback at OSU . . . Played in 4 Rose Bowls . . . Gained 670 yards rushing at OSU, 794 receiving, 406 returning kickoffs and 167 returning punts . . . Played in last college all-star game won by Steelers 24-0 . . . Also played in Hula and Japan Bowls . . . Given name is Brian Dale Baschnagel . . . Married (Mindy), one daughter (Mallory) . . . NCAA Football Foundation Hall of Fame Scholar Athlete . . . Involved in Big Brothers, Sports Teams Organized for Prevention of Drug Abuse, Red Cloud Athletic Fund, Chicago Board of Education, Chicago Boys Club, Brian Piccolo Cancer Research Fund and Multiple Sclerosis Society . . . Graduated from Pittsburgh North Allegheny High where he was prep all-America . . . Has BA degree in Finance.

Baschnagel's Pro Stats

Year/Club	Gms./Sts.	Receiving			Punt Returns			Kick Off Returns			
		No.	Yds.	TD	No.	Yds.	TD	No.	Yds.	Avg.	TD
1985 Bears	DNP										
1984 Bears	16/2	6	53	0	0	0	0	0	0	0.0	0
1983 Bears	16/4	5	70	0	0	0	0	3	42	14.0	0
1982 Bears	9/9	12	194	2	0	0	0	0	0	0.0	0
1981 Bears	16/15	34	554	3	0	0	0	2	34	17.0	0
1980 Bears	16/15	28	396	2	0	0	0	0	0	0.0	0
1979 Bears	16/11	30	452	2	0	0	0	12	260	21.6	0
1978 Bears	16/1	2	29	0	1	2	0	20	455	22.7	0
1977 Bears	10/4	4	50	0	3	54	0	23	557	24.2	1
1976 Bears	14/12	13	226	0	2	2	0	29	754	26.0	0
Career	129/73	134	2024	9	6	58	0	89	2102	23.6	1

Baschnagel's Single Game Highs

Long Catch: 72 vs Vikings 12/6/81, from Bob Avellini.

Most Caught: 6 vs Bengals 12/14/80 (6-56), at Minnesota 10/4/81 (6-69).

Most Yds. Rec: 104, vs Vikings 10/21/79, (4-104).

Most KORs: 8, at Houston 11/6/77, (8-185).

Long KOR: 84t vs Falcons 10/23/77, (5-162).
Most Yds. KORs: 185, at Houston 11/6/77, (8-185).

Long PR: 42 vs Chiefs 11/13/77, (1-42).
Most PRs: 1, six times; last at Minnesota 11/12/78 (1-2).

Most Yds. PRs: 42, vs Chiefs 11/13/77, (1-42).

Combined Yards: 232, vs Chiefs 11/13/77 (Rec. 48, KOR 142, PR 42).



KURT BECKER 79

Guard Michigan 5th Year
Ht: 6-5 Wt: 278 Born: 12/22/58
Aurora, IL

Acquisition: Selected in the 6th round (150th player) of 1982 draft.

1985 SEASON: Started first three games before injuring right knee at Minnesota (9/19) . . . Did not play following week vs. Redskins (9/29) . . . Had knee surgery on 10/1 and placed on IR 10/4 . . . Worked out with team late in season and is expected to be fully recovered for this season. **GAMES PLAYED: 3. GAMES STARTED: 3**

PRO CAREER: Starter at right guard all 16 games in '84 and final 14 games of '83 season . . . Missed '84 preseason with hyperextended foot . . . Earned game ball vs. Saints (10/7/84) after Payton set NFL rushing record . . . Played in final five games of '82 season after spending first two games on inactive list.

COLLEGIATE, PERSONAL: Consensus all-America and Lombardi Trophy semi-finalist at Michigan . . . College teammate of Bear lineman Stefan Humphries . . . Wolverines were ranked 13th nationally in rushing offense in his senior year . . . Entered Michigan at 216 pounds . . . All-America strength team member . . . Given name Kurt Frank Becker . . . Three-sport standout at Aurora (IL) East High . . . Earned business communications degree . . . Married (Gloria).

Becker's Pro Stats

Total Games 40: 1982 (5), 1983 (16), 1984 (16), 1985 (3).

Total Starts 33: 1983 (14), 1984 (16), 1985 (3).



MARK BORTZ 62

Guard Iowa 4th Year
Ht: 6-6 Wt: 270 Born: 2/12/61
Pardeeville, WI

Acquisition: Selected in 8th round (219th player) of 1983 draft.

1985 SEASON: Started all 19 games at left guard and turned in solid performance . . . Continued to improve as offensive player after being drafted as defensive tackle . . . Part of offensive line that received game ball after 26-10 win at San Francisco (10/13). **GAMES PLAYED: 16. GAMES STARTED: 16.**

PRO CAREER: Has started 31 of last 32 regular season games at left guard after serving as back-up guard as rookie in '83 . . . Missed game vs. Vikings (10/28/84) with sprained ankle . . . Great size, strength and speed . . . Instrumental in league leading ground attack in '84, '85.

COLLEGIATE, PERSONAL: 219th player selected in '83 draft . . . Defensive co-captain and all-Big Ten performer at Iowa . . . Played in East-West Shrine game . . . Had 231 tackles, 126 solos, 1 forced fumble, 6 recovered fumbles, 8 pass deflections, 1 blocked kick for Hawkeyes . . . All-America as senior . . . Given name is Mark Steven Bortz . . . All-state in football and basketball as prep . . . Married (Liza) . . . One son (Benjamin) . . . General studies major.

Bortz's Pro Stats

Total Games 47: 1985 (16), 1984 (15), 1983 (16). **Total Starts 31:** 1985 (16), 1984 (15).

MAURY BUFORD

8

Punter Texas Tech 5th Year

Ht: 6-0 Wt: 198 Born: 2/18/60
Mount Pleasant, TX



Acquisition: Obtained from San Diego Chargers (8/20/85)
for 12th round choice in 1986 draft.

1985 SEASON: Beat out Dave Finzer following trade with Chargers on August 20, 1985 . . . Received game ball following win over Colts (12/8) after averaging 43.5 yards on four kicks including two inside five-yard line and long of 64 . . . Averaged over 50 yards per punt in 3 games . . . Averaged 54.6 on 5 punts vs. Packers (10/21) . . . Averaged 42.6 yards per boot at home, 41.9 on road . . . Season-long 69-yard punt at Tampa Bay (10/6) . . . Punted 8 times vs. Patriots (9/15) and at GB (11/3) . . . Had career high 18 punts inside 20. **GAMES PLAYED:** 16.

PRO CAREER: Top punter in Charger history with 42.7 yard average before being traded . . . Averaged 42.0 yards on 66 punts in '84, including 11 inside the 20-yard line . . . Ranked 3rd in NFL in '83 with 43.9 yard average and 2nd with 36.6 yard net average . . . AFC's 5th ranked punter as rookie in '82 with 41.3 average . . . Had second longest punt in AFC, 71 yards vs. Denver (9/12/82) . . . San Diego's 8th round choice (215th player) in 1982 draft.

COLLEGIATE, PERSONAL: Had 44.8 yard average as senior to rank 5th in NCAA . . . Played in Blue-Grey and Senior Bowl games . . . Career average of 43.2 yards for 293 punts . . . All-Southwest Conference choice in '81 . . . 44.1 yard average as freshman was best in country for newcomer . . . Given name is Maury Anthony Buford . . . Single . . . Earned business administration degree . . . Football, baseball and track standout at Mount Pleasant (TX) high.

Buford's Pro Stats

Year/Club	No.	Yds	Avg	TB	In 20	LG	Blk
1985 Bears	68	2870	42.2	14	18	69	1
1984 Chargers	66	2773	42.0	3	11	60	0
1983 Chargers	63	2763	43.9	8	13	60	0
1982 Chargers	21	868	41.3	3	5	71	2
Totals	218	9274	42.4	28	47	260	3

KEVIN BUTLER

6

Place Kicker Georgia 2nd Year

Ht: 6-1 Wt: 200 Born: 7/24/62
Savannah, GA



Acquisition: Selected in 4th round (105th player) of 1985 draft.

1985 SEASON: Set NFL record for rookie by scoring 144 points breaking Gale Sayers 1965 mark of 132 . . . Converted 31 of 38 FG's and all 51 PAT's while earning all-rookie honors . . . Beat out Bear all-time scoring leader Bob Thomas after being 4th round selection in '85 draft . . . Set club records for field goals, season (31); consecutive field goals (12); points, season (144); FG% season (81.6) and FG atts season (38) . . . Converted 28 of 29 FG's inside 40 yards . . . Kicked four field goals at Minnesota (9/19) at S.F. (10/13) and at Jets (12/14) . . . Game ball effort at San Francisco (10/13) included 14 points, 4 of 4 FG's and 2 of 2 PAT's in 26-10 win . . . Also earned game ball after making all four FG's at New York (12/14) in swirling wind . . . 46-yard kick at Dallas (11/17) was longest of year; longest attempt was 63-yarder in season opener (9/8) which was short . . . 18 of his 96 kickoffs were unreturnable . . . Averaged 61.8 yards on kickoffs . . . Made all three FG attempts in Super Bowl win over Patriots. **GAMES PLAYED:** 16

BUTLER, continued . . .

COLLEGIATE, PERSONAL: Consensus all-America at Georgia as junior and senior . . . Made 77 of 98 FG's including 23 of 28 as senior . . . Set NCAA record for most games kicking two or more FG's (27) . . . Set SEC records for career points (353), career points by kicker (353), field goal attempts (98), field goals (77) and longest field goal (60 yards vs. Clemson, 1984) . . . Three-time all-SEC choice who was one of only five kickers in NCAA history to kick over 50 FG's and have accuracy mark of 75% or better (79%) . . . Only 50 of 184 kickoffs at Georgia were returnable . . . Special teams captain as junior and senior . . . Set record for most FG's in season for freshman (19) and school and league record for most points scored by kicking in season (94) . . . All-state kicker at Redan High (GA) . . . Kicked six FG's over 50 yards as prep . . . Also played soccer and defensive back in football . . . Married (Kathy).

Year/Club	Pts	FG's	Pct.	Butler's Pro Stats					PAT's
				1-19	20-29	30-39	40-49	50+	
1985 Bears	144	31-38	81.8	2-2	13-13	13-14	3-6	0-3	51-51

Butler's Career Bests

Longest Field Goal: 46 at Dallas, 11/17/85.
 Most Points: 15 at Minnesota (9/19/85).
 Most Field Goals: 4 at Minnesota (9/19/85) at San Fran (10/13/85) at New York Jets (12/14/85).
 Most FG Atts: 6 at Minnesota (9/19/85).
 Consecutive PAT String: 51 (1985-).
 Consecutive FG String: 12 (11/17-12/22/85).

Butler in 1985

Home	Road	Artificial	Grass	Indoors	Outdoors
10-13 (76.9%)	21-25 (84.0%)	24-31 (77.4%)	7-7 (100%)	7-11 (63.6%)	24-27 (88.9%)



BRIAN CABRAL 54 (KA-brawl)

Linebacker Colorado 7th Year

Ht: 6-1 Wt: 232 Born: 6/23/56
 Ft. Benning, GA

Acquisition: Signed as free agent, 9/1/81.

1985 SEASON: Came off injured reserve prior to NFC Championship game and played linebacker and on special teams . . . Injured knee in season opener vs. Bucs (9/8) and placed on injured reserve (9/10) until being activated (1/10/86) . . . Made two tackles, two assists vs. Patriots in Super Bowl. **GAMES PLAYED: 1. GAMES STARTED: 0.**

PRO CAREER: Only Bear to play on every special team in '84 . . . 1981-82 special teams tackling leader . . . 1983 special teams Player of the Year . . . Also appeared in short yardage situations in '84 . . . Bears are fourth NFL club he's played with, also Packers, Colts and Falcons . . . Atlanta's 4th round draft choice in 1979 . . . Joined Bears as free agent (8/21/81) before being waived (8/31/81) . . . Signed with Packers in training camp of '81 . . . Also member of Colts in '80, but was waived (9/2/80) . . . Sat out rookie year with knee injury . . . Made three starts in '79 before being traded to Colts . . . Started four games for Bears in both '81 and '83.

COLLEGIATE, PERSONAL: Three-year letterman at Colorado . . . Played in Blue-Gray game . . . Given name Brian David Cabral . . . Hawaiian surname is Kealiihaaheo . . . Married (Becky) . . . One son (Kyle) . . . One daughter (Maile) . . . Involved in professional athletes Christian Ministry-Athletes for Christ during off-season . . . Hobbies include basketball, raquetball . . .

CABRAL, continued . . .

Involved in FCA, Pro Athletes Outreach, Special Olympics, Sports Teams Organized for Prevention of Drug Abuse, Brian Piccolo Research Fund . . . Has BSR in therapeutic recreation.

Cabral's Pro Stats

Year/Club	INTERCEPTIONS			Tkl./Solo	Fum. Rec.	Pass Def.	Force Fum.	Sack -Yds	Games/Starts
	No.	Yds.	TD						
1985 Bears	0	0	0	0	0	0	0	0	1/0
1984 Bears	0	0	0	8/8	0	0	0	0/0	16/0
1983 Bears	0	0	0	17/15	0	0	0	1/10	16/4
1982 Bears	0	0	0	1/0	0	0	0	0/0	8/0
1981 Bears	0	0	0	33/27	0	2	1	0/0	16/4
1980 Packers	0	0	0	10/8	0	0	0	1/0	7/0
1979 Falcons	0	0	0	0/0	0	0	0	0/0	3/0
Career	0	0	0	69/58	0	2	1	2/10	67/8

Cabral's Single Game Highs

Most Tackles: 12, vs Broncos 12/20/81

Most Solos: 9, @ K.C. 11/8/81, vs Broncos 12/20/81.

JIM COVERT 74

Offensive Tackle Pittsburgh 4th Year

Ht: 6-4 Wt: 275 Born: 3/22/60
Conway, PA



Acquisition: Selected in the 1st round (6th player) of 1983 draft.

1985 SEASON: Made first Pro Bowl appearance (starter) after blossoming into one of best linemen in the NFL . . . All-NFL choice by AP, NEA, PFWA, TSN; all-NFC by Football News and UPI . . . Started 15 of 16 games, missing Redskins game (9/29) with lower back spasms . . . Received game ball after 26-10 win at San Francisco (10/13) . . . Limited Giants' all-pro defensive end Leonard Marshall to one tackle and one assist in playoff game (1/5/86). **GAMES PLAYED: 15. GAMES STARTED: 15.**

PRO CAREER: Offensive captain since 1984 . . . Has started 47 of 48 games since joining Bears . . . Has anchored an offensive line that has paced NFL in rushing the last three years . . . Walter Payton says Covert "is the best offensive tackle in the NFL" . . . Consensus all-rookie selection in '83 (Football Digest, UPI, PFW).

COLLEGIATE, PERSONAL: Two-year all-America at Pittsburgh . . . Lombardi Trophy semi-finalist . . . Allowed just 3 sacks in 3 years, none as senior . . . Redshirted in '79 . . . Played in Senior and Hula bowls . . . Given name James Paul Covert . . . Teammate of Dolphins QB Dan Marino at Pittsburgh and stood up in his wedding in January '85 . . . 3-year letterman in football and wrestling and captained both as prep at Freedom High (PA) . . . Pinned all but 1 of his wrestling opponents as senior . . . Enjoys jazz, Hemingway . . . English major . . . Honorary chairman March of Dimes telethon to prevent birth defects . . . United Way spokesman . . . Member of Boys Clubs, FCA, Lake Forest Chamber of Commerce, Brian Piccolo Cancer Research and Better Boys Foundation . . . Married (Penny) . . . Recipient of Piccolo award voted by Bear veterans as rookie.

Covert's Pro Stats

Total Games: 47; 1985 (15), 1984 (16), 1983 (16).

Total Starts: 47; 1985 (15), 1984 (16), 1983 (16).



RICHARD DENT 95

Defensive End Tennessee State 4th Year

Ht: 6-5 Wt: 260 Born: 12/13/60
Atlanta, GA

Acquisition: Selected in the 8th round (203rd player) of 1983 draft.

1985 SEASON: Developed into the NFL's most feared pass rusher while registering 17 sacks to pace the NFL... Chosen Super Bowl XX MVP after 1½ sacks, 2 forced fumbles and 3 tackles... Had 4½ sacks and 8½ tackles in playoff wins over Giants and Rams... Starter in second consecutive Pro Bowl... AP and PFWA first-team all-NFL... UPI, Football News all-NFC choice... Had two sacks vs. six opponents... Earned game ball at Jets (12/14) after 2-sack, 3-tackle performance... Intercepted pass vs. Patriots (9/15) and at Dallas (11/17) which he returned one-yard for first TD in 44-0 rout... Led team with 7 forced fumbles... Season-high five tackles vs. Washington (9/29). **GAMES PLAYED:** 16. **GAMES STARTED:** 16.

PRO CAREER: Started final 10 games of '84 season and finished as NFC leader in sacks with 17½... Made first Pro Bowl appearance in '84 and had three sacks in game... Had 4½ sacks, 7 tackles and 1 fumble recovery vs. Raiders (11/4/84) and earned NFC defensive player of week and game ball... Also earned game ball vs. Detroit (11/18/84) after 4 tackles and 2 sacks... His 17½ sacks is club record for one season... UPI all-NFC in '84, 2nd team AP all-NFL... Had 3 sacks in playoff win at Washington (12/30/84)... Made first pro start vs. Philadelphia (11/13/83) and contributed 4 tackles and 1 assist... Awarded game ball vs. San Francisco (11/27/83) after 2 tackles and 1 sack in reserve role.

COLLEGIATE, PERSONAL: Set Tennessee State record with 39 career sacks... College stats: 158 total tackles, 72 solos, 6 fumble recoveries... Given name is Richard Lamar Dent... All-state at Atlanta Murphy High... Hobbies include racquetball, tennis, swimming, horseback riding... Commercial arts major.

Dent's Pro Stats

Year/Club	Int/Yds.	Tkls/ Solo	Fum. Rec.	Pass Def.	Force Fum.	Blk Kick	Sack —Yds	Games/ Starts
1985 Bears	2/10	38/33	2	8	7	0	17/133.5	16/16
1984 Bears	0/0	39/31	1	1	4	0	17.5/140.5	16/10
1983 Bears	0/0	12/9	0	0	1	1	3/28	16/3
Career	2/10	89/73	3	9	12	1	37.5/252	48/29


Dent's Single Game Highs

Most Tackles: 7 vs Raiders 11/4/84. Most Sacks: 4.5 vs Raiders (31 yards)
Most Solos: 7 vs Raiders 11/4/84. 11/4/84

BEAR ALMA MATERS

(Based on the all-time roster 1920-85)

Illinois.....43	Nebraska.....15	Michigan.....9	Missouri.....7
Notre Dame.....37	Michigan State.....15	Alabama.....8	Minnesota.....7
Northwestern.....22	Stanford.....12	UCLA.....8	Oregon.....7
Ohio State.....20	Southern Cal.....11	Colorado.....7	Penn State.....7
Purdue.....18	Indiana.....10	Florida.....7	Tennessee State.....7
Wisconsin.....18	Arkansas.....9	Kentucky.....7	Tulsa.....7
Iowa.....18	Marquette.....9	Louisiana State.....7	Wake Forest.....7

DAVE DUERSON**22****(DO-er-sen)**

Safety **Notre Dame** **4th Year**

Ht: 6-1 **Wt: 208** **Born: 11/28/60**
Muncie, IN

Acquisition: Selected in the 3rd round (64th player) of 1983 draft.

1985 SEASON: Chosen to play in Pro Bowl in only first year as full-time starter . . . Replaced holdout Todd Bell as strong safety and led NFC strong safeties with 5 interceptions . . . Started 15 of 16 games, missing Redskins game (9/29) with pulled groin suffered 4th quarter of previous game at Minnesota (9/19) . . . Earned game ball after interception, 4 tackles and pass defended against Lions (11/10) . . . Also received game ball when his interception and forced fumble led to 10 second half points in 27-19 win at Tampa Bay (10-6) . . . Finished 5th on team with 64 tackles.

GAMES PLAYED: 15. GAMES STARTED: 15.

PRO CAREER: Led special teams in '84 with 11 tackles . . . Served as team's nickel back in passing downs . . . Played most of playoff game vs. 49ers (1/6/85) after injury to Les Frazier and recorded 5 tackles . . . Special teams play earned him game balls at Green Bay (9/16/84) and vs. Raiders (11/4/84) . . . Made first career interception vs. Green Bay (12/9/84) . . . Started 6 of final 7 games in '83 at free safety after injury to Fencik . . . Career-high 12 tackles vs. Packers (12/4/83) . . . Finished 9th on team in '83 with 49 tackles . . . Had team's top KOR average (22.0) in '83.

COLLEGIATE, PERSONAL: Four-year starter, four-time all-American at Notre Dame, setting school record with 256 career interception return yards on 12 thefts . . . Set ND record with 103 punt returns for 2nd best yardage total (869) . . . Captain and MVP in '82 . . . College roommate of Tom Thayer . . . Given name is David Russell Duerson . . . Married (Alicia) . . . Two sons (Chase Anthony and Tregg Russell) . . . All-America at Muncie (IN) Northside High . . . Plays all brass instruments . . . Toured 38 countries in 34 days with US Ambassador Band in summer of '75 . . . National Honor Society member . . . Spent summer of '81 as law clerk in Miami, FL . . . Spent summer of '82 in Indiana Senator Richard Lugar's Washington D.C. office . . . Formed Damco Corporation in '83, a drug and alcohol awareness camp for youngsters . . . Has BA degree in economics/communications.

Duerson's Pro Stats

	INTERCEPTIONS				Tkls/ Solo	Fum. Rec.	Pass Def.	Force Fum.	Blk. Kick	Sack/ —Yds.
Year/Club	No.	Yds.	Avg.	TD						
1985 Bears	5	58	11.6	0	64/55	2	8	2	0	2/24
1984 Bears	1	9	9.0	0	32/28	0	4	0	0	3/27
1983 Bears	0	0	0.0	0	49/41	0	4	1	0	0/0
Career	6	67	11.2	0	145/124	2	16	3	0	5/-51
Kickoff Returns					Punt Returns					Gms./ Sts.
	No.	Yds.	Avg.	TD		No.	Yds.	Avg.	TD	
1985 Bears	0	0	0.0	0		6	47	7.8	0	15/15
1984 Bears	5	95	19.0	0		1	4	4.0	0	16/0
1983 Bears	3	66	22.0	0		0	0	0.0	0	16/6
Career	8	161	20.1	0		7	51	7.3	0	47/21

Duerson's Single Game Highs

Longest Kickoff Return: 26 vs Dallas
(9/30/84).

Most Tackles: 12 at Green Bay (12/4/83).
 Most Solos: 11 at Green Bay (12/4/83).
 Last Interception: 12/22/85 at Detroit



PAT DUNSMORE 88

Tight End Drake 3rd Year

Ht: 6-3 Wt: 237 Born: 10/2/59
Duluth, MN

Acquisition: Selected in 4th round (107th player) in 1983 draft.

1985 SEASON: Spent entire season on injured reserve after suffering pulled quadricep on August 22 . . . Placed on IR September 3.

PRO CAREER: Caught 19-yard TD pass vs. Redskins in 23-19 playoff win (12/30/84) . . . Caught first NFL TD pass vs. Lions (11/18/84) . . . Alternated with Moorehead as play messenger final 10 games of '84 season . . . Spent first four games of '84 on IR with pulled groin, activated 9/28 . . . Played in all 16 games in '83, making first pro start vs. Philadelphia (11/13/83) . . . Had 5 catches for 73 yards vs. Detroit (10/16/83).

COLLEGIATE, PERSONAL: All-American and all-Missouri Valley as wide receiver for Bulldogs . . . 220 pound collegiate WR with 4.6 speed . . . Drake's 3rd leading career receiver with 128 catches for 1,771 yards, 7 TD's . . . Given name Patrick Neil Dunsmore . . . Married (Bianca) . . . All-Conference in football and all-state, all-area in basketball at Ankeny (IA) High . . . Involved in Brian Piccolo Cancer Research . . . BS degree in education.

Dunsmore's Pro Stats

RECEIVING

Year/Club	No.	Yds	Avg	TD	Gms/Sts
1985 Bears	DNP				
1984 Bears	9	106	11.8	1	11/0
1983 Bears	8	102	12.8	0	16/1
Career	17	208	12.2	1	27/1

Dunsmore's Single Game Highs

Long Catch: 25 at L.A. Rams (11/11/84) Most Yds. Rec.: 73 at Detroit (10/16/83).
Most Caught: 5 at Detroit (5-73) 10/16/83.



GARY FENCIK 45 (fen-sick)

Safety Yale 11th Year

Ht: 6-1 Wt: 193 Born: 6/11/54
Chicago, IL

Acquisition: Signed as Free Agent 9/15/76.

1985 SEASON: Defensive captain who started all 16 games at free safety . . . Led team with 118 tackles, 98 solos . . . Tied for 2nd on team with 5 interceptions . . . 1st team all-NFC by Football News, 2nd team all-NFL by AP, 2nd team all-NFC by UPI . . . Season-high 12 solo tackles vs. Redskins (9/29) . . . Had 11 solos and 3 passes defended and interception at Green Bay (11/3) . . . Paced team with 13 solo tackles and 4 assists in three post-season games . . . Also sacked Phil Simms in playoff win over Giants . . . Heads into '86 campaign just two interceptions shy of all-time Bears record held by Richie Petitbon (37). **GAMES PLAYED: 16. GAMES STARTED: 16.**

FENCIK, continued . . .

PRO CAREER: Made Pro Bowl appearances following '81 and '82 seasons . . . Team's all-time leading tackler with 980 . . . 46 takeaways 2nd only to Dick Butkus' 47 . . . Has intercepted two passes in five games in career . . . Swiped two passes vs. Bucs (9/2/84), Raiders (11/4/84) and 49ers in playoff loss (1/6/85) . . . Missed 8 games in '83 due to groin injury . . . PFW all-NFL in '82 . . . AP, TSN, all-NFL, UPI all-NFC in '81 . . . Scored only NFL TD on 69-yard interception return vs. Broncos (12/20/81) . . . Made several all-pro teams in '79 after career-high 6 interceptions (also 6 in '81) . . . Has played in 137 of 148 games since joining club including 37 straight starts (including playoffs) . . . Earned game balls vs. Bucs (9/2/84), Minnesota (12/11/83), Detroit (11/21/82), Denver (12/20/81), Detroit (11/4/79), Washington (12/16/78) and Tampa Bay (12/4/77) . . . Made first career interception off Joe Namath . . . Miami's 10th round pick in '76 but training camp injury/illness forced cut.

COLLEGIATE, PERSONAL: Wide Receiver at Yale who set record with 82 receptions for 1,435 yards, 7 TD's since broken by Kurt Grieve . . . All-Ivy League in '75 with 42 catches for 729 yards, 3 TD's . . . Had 99-yard TD catch in '75 vs. Princeton . . . Caught 11 passes for 187 yards vs. Harvard in '74 . . . Given name John Gary Fencik . . . Father is assistant principal of Barrington (IL) High School . . . Spent '85 off-season touring Tahiti, Australia and New Zealand . . . Took seminar from Howard Cosell as collegian . . . Captain of Barrington football and basketball teams . . . Spent '75 spring studying in London . . . BA degree in history . . . Received masters during off-season from Northwestern . . . Member State of Illinois Banking Board . . . Part owner of Chicago restaurant "Hunt Club", opened in spring of '85 . . . Involved in YMCA, Brian Piccolo Cancer Research and Lake Forest Chamber of Commerce.

Fencik's Pro Stats

Year/Club	INTERCEPTIONS			Tkl's/ Solo	Fum. Rec.	Pass Def.	Force Fum.	Sack -Yds.	Games/ Starts
	No.	Yds.	TD						
1985 Bears	5	38	0	118/98	1	15	0	0/0	16/16
1984 Bears	5	102	0	103/82	1	9	0	1/1	16/16
1983 Bears	2	34	0	36/25	1	5	1	0/0	8/7
1982 Bears	2	2	0	82/52	0	5	0	0/0	9/9
1981 Bears	6	121	1	135/112	1	17	2	1/9	16/16
1980 Bears	1	8	0	125/95	3	8	0	1/0	15/15
1979 Bears	6	31	0	103/73	1	9	0	0/0	14/14
1978 Bears	4	77	0	130/95	2	10	2	0/0	16/16
1977 Bears	4	33	0	133/93	0	7	1	0/0	14/14
1976 Bears	0	0	0	15/9	1	0	0	0/0	13/0
Career	35	446	1	980/734	11	85	6	3/10	137/123

Fencik's Single Game Highs

Long Intercept: 69t vs Broncos 12/20/81 off Craig Morton (1-69).	Most Solos: 12 at St. Louis 9/25/77.
Most Deflections: 4 vs L.A. Raiders 11/4/84.	Most Total Tackles: 17 at St. Louis vs Redskins, 9/29/85.
Most Intercepts: 2 five times; last 11/4/84 vs Raiders.	Last interception: vs Atlanta 11/24/85.

THANKSGIVING DAY GAMES Bears 7-5

11/29/34 Bears 19, Lions 16
11/28/35 Lions 14, Bears 2
11/26/36 Lions 13, Bears 7
11/28/37 Bears 13, Lions 0
11/24/38 Lions 14, Bears 7
11/27/47 Bears 34, Lions 14

11/24/49 Bears 28, Lions 7
11/26/64 Bears 27, Lions 24
11/24/77 Bears 31, Lions 14
11/22/79 Lions 20, Bears 0
11/27/80 Bears 23, Lions 17
11/26/81 Cowboys 10, Bears 9



LESLIE FRAZIER 21

Cornerback

Alcorn State

6th Year

Ht: 6-0

Wt: 187

Born: 4/3/59
Columbus, MS

Acquisition: Signed as Free Agent, 7/18/81

1985 SEASON: Enjoyed best pro season leading team with 6 interceptions while starting all 19 games (including post-season) . . . Earned game ball in season opener vs. Bucs (9/8) when his 3rd quarter TD off interception ignited 2nd half comeback in 38-28 win . . . Season-high 7 tackles vs Redskins (9/29) . . . Teamed with Mike Richardson to shut-out Falcons wide receivers in 36-0 rout (11/24) to earn game ball . . . Also had theft and 2 passes defended vs. Atlanta . . . 2nd on team with 22 passes defended . . . Intercepted Dieter Brock pass in 24-0 win over Rams (1/2/86) in NFC title game . . . Injured left knee in Super Bowl which required ligament repair on Feb. 3 . . . Expected to miss '86 season. **GAMES PLAYED:** 16. **GAMES STARTED:** 16.

PRO CAREER: Had 5 interceptions in first 10 games of '84 season before damaging nerve in right foot vs. Raiders (11/4/84) . . . Returned to start season finale at Detroit (12/16/84) and played in two playoff games . . . Game ball vs. Broncos (9/9/84) after 2 interceptions, 4 tackles . . . Tied Fencik for team lead in '84 with 5 thefts . . . Acrobatic interception at Green Bay (9/16/84) in Bear territory halted potential scoring drive and preserved 9-7 win. CBS' John Madden: "The greatest play by a defensive back I've ever seen in my life." . . . 7 interceptions in '83 tied him (w/8 others) for 3rd in NFL, most on Bears . . . Game ball vs. Eagles (11/13/83) after interception, fumble recovery and 4 tackles . . . 2 interceptions and 7 tackles at Green Bay (12/4/83) . . . Led team with 21 passes defended in '83 . . . Started 6 of 9 games in '82 and led team with 12 passes defended . . . One of four rookie DB's to make team in '81.

COLLEGIATE, PERSONAL: Two-year all-Southwestern Conference and three-time letterman at Alcorn State . . . Team's MVDB in '81 . . . Kodak all-American who played in Sheridan all-star game as senior . . . MVP on Alcorn's baseball team in '81 on which he lettered two years . . . Given name Leslie Antonio Frazier . . . Married (Gale) . . . Prepped at Columbus (MS) High . . . Hobbies include music, basketball and ping-pong . . . Bible is favorite book . . . BA degree in business administration . . . Involved in Red Cloud Athletic Fund, Fellowship of Christian Athletes, Lake Forest Chamber of Commerce and Brian Piccolo Cancer Research Fund.

Frazier's Pro Stats

Year/Club	INTERCEPTIONS		TklS/ Solo	Fum. Rec.	Pass Def.	Force Fum.	Blk. Kicks	Sack -Yds	Games/ Starts
	No.	Yds.							
1985 Bears	6*	119	52/45	0	22	0	0	0/0	16/16
1984 Bears	5*	89	30/24	0	5	1	0	0/0	11/11
1983 Bears	7*	135	60/52	1	21*	0	0	0/0	16/16
1982 Bears	2	0	31/28	1	12	1	0	1/7	9/6
1981 Bears	0	0	2/2	0	0	0	0	0/0	12/0
Career	20	343	175/151	2	60	2	0	1/7	64/49

*Led Team

Also had 6 KOR's for 77 yards in 1981.

Frazier's Single Game Highs

Long Intercept: 56 at Green Bay 12/4/83.
Most Deflections: 5 vs Patriots 12/5/82.
Most Interceptions: 2 at Green Bay 12/4/83
(2-75); vs Denver 9/9/84 (2-42).
Most Solos: 8 at Minnesota 11/28/82.
Most Tackles: 8 (twice) at Minnesota
11/28/82; at New Orleans 9/18/83.
Last Interception; at Miami 12/2/85.

ANDY FREDERICK 71

Offensive Tackle New Mexico 10th Year

Ht: 6-6 Wt: 265 Born: 7/25/54
Oak Park, IL



Acquisition: From Cleveland Browns in exchange for past considerations (Gerry Sullivan) April 28, 1983.

1985 SEASON: Appeared in all 19 games including start at LT vs. Redskins (9/29) for injured Covert . . . Dependable backup to both Covert and Van Horne who excels as pass blocker . . . Played extensively at RT at Tampa Bay (10/6) . . . Only Bear prior to Super Bowl XX who had Super Bowl experience. **GAMES PLAYED:** 16. **GAMES STARTED:** 1.

PRO CAREER: Started two games at RT in '84 vs. Saints (10/7) and at St. Louis (10/14) . . . Received game ball in Saints game as part of offensive line that paved way for Payton breaking Jim Brown's rushing record . . . Started 6 games in '83 after joining team in trade prior to season . . . Played 7 games for Browns in '82 after being claimed on waivers from Dallas (9/8/82) . . . Reserve RT at Cleveland after being LT at Dallas for five years . . . Played for Cowboys when Ditka was Dallas assistant . . . Played in Super Bowl XII and XIII with Cowboys . . . Re-signed by Cowboys (8/31/79) after being waived (8/21/79) . . . 5th round choice by Cowboys in '77.

COLLEGIATE, PERSONAL: Defensive tackle at New Mexico who played in East-West Shrine game . . . Native of Broadview (IL) and played at Westchester St. Joseph High . . . Given name Andrew Brian Frederick . . . Married (Danita) . . . Hobbies include golf, singing dalmation, wood working . . . Resides in Libertyville, IL . . . Involved in Sports Teams Organized for Prevention of Drug Abuse and Brian Piccolo Cancer Research Fund.

Frederick's Pro Stats

TOTAL GAMES: 133: Cowboys 1977 (14), 1978 (16), 1979 (16), 1980 (16), 1981 (16), Browns 1982 (7), Bears 1983 (16) 1984 (16), 1985 (16)

TOTAL STARTS: 15: Cowboys 1978 (5), 1980 (1), Bears 1983 (6), 1984 (2) 1985 (1)

STEVE FULLER 4

Quarterback Clemson 8th Year

Ht: 6-4 Wt: 195 Born: 1/5/57
Enid, OK



Acquisition: From Los Angeles Rams in exchange for an 11th round choice in '84 and 6th round choice in '85.

1985 SEASON: Started five games for injured McMahon while appearing in 10 games as quarterback . . . Also held for kicker Kevin Butler . . . Led team to impressive 44-0 win over Dallas, completing 9 of 24 for 164 and one rushing TD and earning "gold plated game ball" from Mike Ditka . . . Started at Minnesota (9/19), hitting 13 of 18 for 124 yards . . . Scored 5 rushing TD's . . . Relieved McMahon (shoulder) from 11/10 to 12/2 in starting role . . . Left Miami game (12/2) in 4th quarter with twisted knee and ankle sprain which confined him to holder in following game . . . Performance against Dolphins included 11 of 21 for 169 and 1 TD . . . Appeared in playoff games as holder while seeing second half action in Super Bowl as quarterback. **GAMES PLAYED:** 16. **GAMES STARTED:** 5.

FULLER, continued . . .

PRO CAREER: Guided Bears to NFC Championship game in '84 after McMahon suffered season ending injury . . . Started 4 regular season games and both playoff tilts . . . Rated as NFL's top quarterback in four game stretch of regular season starts . . . Completed 21 of 27 for 240 yards in first start at Rams (11/11/84) . . . Threw for 211 yards and 2 TD on 9 of 15 marksmanship in playoff win over Redskins (12/30/84) . . . Missed first four games of '84 with shoulder separation suffered in preseason opener; also separated shoulder at San Diego (12/3/84) and missed final two regular season games . . . Did not throw pass for Rams in '83 after being obtained in trade with Chiefs for CB Lucius Smith and Rams 5th round choice in '85 (8/20/83 transaction) . . . Shared QB duties with Bill Kenney at K.C. in '81-'82 . . . Started 3 games in '82 and threw for 665 yards, completing 49 of 93 passes and 3 TD's . . . Best outing at Pittsburgh, where he completed 18 of 31 for 249 yards for team's best output . . . Had 7 career 200-yard passing games before joining Bears . . . Enjoyed best year in '80 when he started first 13 games before knee surgery sidelined him final three games . . . Finished as AFC's 4th rated passer in '80, throwing for 2,250 yards and 10 TD's . . . Chiefs second choice in 1st round of '79 draft and made first start in 3rd game that year.

COLLEGIATE, PERSONAL: ACC Player of Year in '77 and '78 . . . Clemson stats 287 of 554 for 4,359, 22 TD's, 21 ints . . . Led Tigers to 11-1 record and Gator Bowl win over Ohio State as senior . . . Finished 6th in Heisman Trophy balloting . . . Set Clemson records for career passing yardage, single-season passing (1,655 as junior) and single-season total offense (2,164 as senior) . . . Rhodes Scholarship candidate . . . History major . . . Attended Spartanburg H.S. (SC) and graduated valedictorian . . . Offered scholarships in four different sports: golf, tennis, baseball and football . . . Given name Stephen Ray Fuller . . . Married (Anna)

Fuller's Pro Stats PASSING

Year/Club	Att.	Comp.	Yds.	TD	Int.	Comp. %
1985 Bears	107	53	777	1	5	.495
1984 Bears	78	53	595	3	0	.679
1983 L.A. Rams	0	0	0	0	0	0
1982 Kansas City	93	49	665	3	2	.527
1981 Kansas City	134	77	934	3	4	.575
1980 Kansas City	320	193	2,250	10	12	.603
1979 Kansas City	270	146	1,484	6	14	.541
Career	1,002	571	6,705	26	37	.570



WILLIE GAULT 83

Wide Receiver Tennessee 4th Year
Ht: 6-0 Wt: 180 Born: 9/5/60
Griffin, GA

Acquisition: Selected in 1st round (second choice) of 1983 draft (18th player).

1985 SEASON: Enjoyed best season as pro leading Bears in receiving yards (704) and yards per catch (21.3) . . . Paced wide receivers with 33 catches to rank 3rd overall on team . . . Season-high 6 catches and 146 yards at Minnesota (9/19) . . . Had 8 catches over 40 yards . . . Also scored only receiving TD of season at Minnesota on 70-yard strike from McMahon which turned 17-9 deficit into 33-24 win . . . 99-yard kickoff return for TD vs. Redskins (9/29) ignited 31-point second quarter that turned 10-0 deficit into 45-10 win . . . 99-yd KOR was longest in NFL in '85 . . . 2nd in NFL with 26.2 yard KOR average . . . Had 4 catches in season opener vs. Bucs (9/8) and 3 receptions in three other games . . . Caught 22-yard TD pass from McMahon as part of

GAULT, continued . . .

4 rec, for 56 yards day vs. Rams in NFC title game . . . Impressive Super Bowl performance included 4 catches for 129 yards. **GAMES PLAYED: 16. GAMES STARTED: 16.**

PRO CAREER: Led team in TD receptions (6) and yards per catch (17.3) in '84 while starting 15 of 16 games . . . Had key 75-yard TD catch vs. Redskins (12/30/84) in playoff win . . . 6 receptions for 73 yards at Seattle (9/23/84) was best outing in '84 . . . Chosen all-rookie following '83 campaign by Football Digest, UPI, PFW and PFWA . . . His 40 catches in '83 were most by Bear rookie since Harlon Hill caught 45 in '54 . . . Led club in receiving yards (836) and yards per catch (20.9) as rookie . . . 87-yard TD catch at Green Bay (12/4/83) was NFC's longest of year . . . Became only 7th player in team history to catch 3 TD passes in one game (at N.O. 9/18/83) . . . Became first Bear to have 2 consecutive 100+ yard games (9/11-9/18/83) since Dick Gordon (11/15-22/70).

COLLEGIATE, PERSONAL: Had 5 KOR's for TD at Tennessee to set SEC mark; one shy of NCAA record held by Anthony Davis of USC . . . Led SEC as senior with 23.9 average (549 yards) . . . Finished 2nd in league and 18th nationally while leading Vols in combined yards with 124.2 yards per game . . . Had 50 receptions for 668 yards and 4 TD's . . . 13.6 in 110-meter high hurdles was second best in world in '82 . . . '83 indoor champion in 60-yard dash and high hurdles . . . Made '80 U.S. Olympic team as sprinter . . . Finished 3rd in 110 meter hurdles in 1983 World Championships in Helsinki . . . Ran second leg of world record 400 meter relay . . . Given name Willie James Gault . . . Married (Dainnese) . . . Prepped at Griffin (GA) High . . . Track team won state championship in 3 of his 4 years . . . Marketing major.

Gault's Pro Stats

RECEIVING

Year/Club	No.	Yds	TD	Gms/Sts
1985 Bears	33	704	1	16/16
1984 Bears	34	587*	6*	16/15
1983 Bears	40	836*	8	16/13
Career	107	2127	15	48/44

*Led Team

Also in '83 9 PR's, 61 yds.

KICKOFF RETURNS

	No.	Yds	Avg	TD
1985 Bears	22	577	26.2	1
1984 Bears	1	12	12.0	0
1983 Bears	13	276	21.2	1
Career	36	865	24.0	1

Gault's Single Game Highs

Long Catch: 87 at Green Bay 12/4/83, from McMahon.
Most Caught: 6 at Seattle 9/23/84 (6-73). 6 at Minnesota 9/19/84 (6-146)
Most Yards Rec.: 146 at Minnesota 9/19/84.

Long KOR: 99 vs Redskins 9/29/84.
Most Yards, KOR: 115 vs Redskins 9/29/84.
Combined Yards: 223 at Minnesota, 9/19/84 (146 Rec, 77 KOR).

SHAUN GAYLE 23

Defensive Back **Ohio State** **3rd Year**

Ht: 5-11 **Wt: 193** **Born: 3/8/62**
 Hampton, VA

Acquisition: Selected in 10th round (271st player) of 1984 draft after Bears gained rights from Cleveland Browns.



GAYLE, continued . . .

1985 SEASON: Valuable defender who is prepared to play any of the four defensive back slots . . . Appeared in all 16 games as "nickel" back and special teams player . . . Club's special teams captain . . . Earned game ball for blocked punt in season opener vs. Bucs (9/8) which led to TD . . . Season-high 4 tackles at Dallas (11/17) . . . Reported to camp as cornerback but moved to safety in pre-season and is now comfortable at either position . . . Saw extensive action at safety for injured Duerson vs. Redskins (9/29) . . . Scored Bears' first TD vs. Giants in playoffs (1/5/86) on 5-yard punt return after whiffed punt. **GAMES PLAYED 16. GAMES STARTED: 0.**

PRO CAREER: Started 6 games at cornerback in '84 after injuries sidelined Richardson and Frazier . . . Surprise of '84 camp as bargain 10th round choice . . . Made first pro interception in first pro start at St. Louis (10/14/84) replacing Richardson . . . Also had four tackles and blocked kick vs. Cardinals . . . Started five of last six games in '84 before breaking right ankle vs. Green Bay (12/9/84) . . . Placed on IR for final regular season game and '84 playoffs . . . Suffered broken hand in preseason game vs. Packers (8/11/84).

COLLEGIATE, PERSONAL: Paced Ohio State defensive backs in tackles (74), passes defended (8) and forced fumbles (3) as senior while starting all 12 games . . . Had 60 tackles in '82 including 2 lost yardage stops . . . Also broke up 11 passes as junior . . . Had 4 interceptions in OSU career . . . Runs 40 in 4:59 . . . All-state, all-America at Bethel (VA) High . . . Brother Jimmy was Buckeye standout running back from 1979-83 . . . Team compiled 20-6-3 record in his three varsity seasons . . . Hobbies include basketball and music . . . Father is retired Army Officer.

Gayle's Pro Stats

Year/Club	INTERCEPTIONS			Tkls/ Solo	Fum Rec	Pass Def	Force Fum	Blk Kick	Sack/ Yds	GAMES/ Starts
	No.	Yds	TD							
1985 Bears	0	0	0	18/16	1	0	0	1	0/0	16/0
1984 Bears	1	-1	0	19/14	0	7	0	1	0/0	15/6
Career	1	-1	0	37/30	1	7	0	2	0/0	31/6



DENNIS GENTRY 29

Running Back/
Wide Receiver

Baylor

5th Year

Ht: 5-8

Wt: 186

Born: 2/10/59
Lubbock, TX

Acquisition: Selected in the 4th round (89th player) of 1982 draft.

1985 SEASON: Proved to be a valuable back-up running back and special teams player while having best year as pro . . . Will move to wide receiver this season . . . Teamed with Gault to help Bears lead NFL in KOR's with 25.3 average . . . Earned game ball in season finale at Detroit (12/22) after returning kickoff 94-yards for TD . . . Scored rushing TD's vs. Redskins (9/29) and at Dallas (11/17) . . . Had career highs in rushing yards (160) and receptions (5) . . . Returned punt return off reverse 47 yards vs. Packers (10/21) . . . WGN-Frito-Lay "Unsung Hero of the Year" for Bears as voted on by Bears' broadcast crew . . . Had 41-yard catch in playoff game vs. Giants (1/5/86) . . . 2 receptions for 41 yards in Super Bowl vs. Patriots. **GAMES PLAYED: 16, GAMES STARTED: 0.**

PRO CAREER: Scored first career TD at Tampa Bay (10/21/84) . . . Rushed for 37 yards in 4 carries at Detroit (12/16/84) . . . 2nd on team in kick returns (11) and return yards (209) while leading team in return average (19.0) in '84 . . . Led club with 18 special teams tackles in '83 . . . Scored a TD in all 4 preseason games in '83 . . . 3rd on club in special teams tackles in '82 (8).

COLLEGIATE, PERSONAL: Baylor's 2nd leading career rusher behind Steelers' Walter Ambercrombie . . . Three-year starter after being redshirted in '78 . . . Rushed for 2,213 yards on

GENTRY, continued . . .

414 rushes and 14 TD's as collegian . . . Played in Senior Bowl . . . Given name is Dennis Louis Gentry . . . All-South Plains at Lubbock (TX) Dunbar High . . . Has degree in Physical Education.

Gentry's Pro Stats

	RUSHING				RECEIVING				Gms/Sts
	No.	Yds	Avg	TD	No.	Yds	Avg	TD	
1985 Bears	30	160	5.3	2	5	77	15.4	0	16/0
1984 Bears	21	79	3.8	1	4	29	7.3	0	16/0
1983 Bears	16	65	4.1	0	2	8	4.0	0	15/0
1982 Bears	3	25	8.3	0	1	9	9.0	0	9/0
Career	70	329	4.7	3	12	113	9.4	0	56/0

	KICKOFF RETURNS				PUNT RETURNS			
	No.	Yds	Avg	TD	No.	Yds	Avg	TD
1985 Bears	18	466	25.9	1	0	47	.0	0
1984 Bears	11	209	19.0	0	0	0	0.0	0
1983 Bears	7	130	18.6	0	0	0	0.0	0
1982 Bears	9	161	17.9	0	15	77	5.1	0
Career	45	966	21.5	1	15	77	5.1	1

Gentry's Single Game Stats

Most yards rush: 37 at Detroit (12/16/84)

Long KOR: 94 at Detroit (12/22/85)

Long rush: 28 at Detroit (12/16/84)

DAN HAMPTON 99

Defensive End **Arkansas** **8th Year**

Ht: 6-5 **Wt: 270** **Born: 1/19/57**
Oklahoma City, OK



Acquisition: Selected in the 1st round (4th player) of 1979 draft.

1985 SEASON: Made 4th Pro Bowl appearance despite playing both end and tackle during season . . . Started first 8 games at RT before moving to LE for remainder of season . . . AP, NEA 2nd team all-NFL UPI 2nd team all-NFL . . . Received game balls after win at San Francisco (2 tackles, 1 FC, 1 FR) and at New York Jets (2 tackles, 1 pass defended and 1 sack) in only game he did not start during season (knee) . . . Finished 5th on team with 5.5 sacks, including 2 at Green Bay (11/3) . . . Had season best of 4 tackles at Minnesota (9/19) and at Miami (12/2) . . . Deflected Danny White pass at Dallas (11/17) which was intercepted by Dent for first TD of 44-0 rout . . . Recorded 4 tackles and sack vs. Rams (1/12/86) in NFC title game . . . Had sack and fumble recovery in Super Bowl. **GAMES PLAYED: 16. GAMES STARTED: 15.**

PRO CAREER: Has been to the Pro Bowl following '80, '82, '84 and '85 seasons . . . First team all-NFL by TSN, PFW, AP and NEA in '84 . . . Started 15 games at RT in '84 missing Rams game (11/11/84) with hyperextended knee . . . Finished 3rd on team with 11.5 sacks in '84, registering sacks in 9 of 15 games he played . . . Started just 11 games in injury-plagued '83 season but still finished 4th on team with 5 sacks . . . Selected to several all-pro teams in '82 season in which PFW named him defensive MVP for NFL . . . Led team in sacks in '82 with 7, second in tackles with 71 while starting all 9 games at DRE . . . Led team in sacks (11.5) and defensive line in tackles (73) in '80 . . . Had 2 sacks in '84 playoffs and two on Ron Jaworski in '79 playoff loss to Eagles . . . Drafted 4th in '79 behind LB Tom Cousineau (Browns), DT Mike Bell (Chiefs) and QB Jack Thompson . . . Bears obtained that pick plus TE Bobby Moore from Tampa Bay for DE Wally Chambers . . . Voted '79 Brian Piccolo winner by teammates.

HAMPTON, continued . . .

COLLEGIATE, PERSONAL: All-America and SWC Defensive Player of Year as DT after senior year at Arkansas . . . Four-year letterman, three-year starter and twice all-SWC . . . Had 18 sacks as senior . . . Played in Senior, Fiesta, Orange and Cotton Bowls . . . Made 32 tackles behind line in college career . . . Given name Daniel Oliver Hampton . . . Nickname: Danimal . . . Married (Terry) . . . Prep all-America at Jacksonville (AR) High after playing in school band until junior year . . . Grew up on 42-acre farm near Cabot (AR) where he now makes off-season home . . . Plays 6 instruments: bass guitar, classical guitar, drums, saxophone, piano and organ . . . Mother Joan (father deceased) still lives on farm . . . Business major.

Hampton's Pro Stats

Year/Club	Tkls. Solo	Fum. Rec.	Pass Def.	Force Fum.	Blk. Kick	Sack/ Yards	Gms/Sts
1985 Bears	32/26	3	4	2	0	5.5/43	16/15
1984 Bears	54/40	3	2	1	0	11.5/95.5	15/15
1983 Bears	47/40	0	4	0	1	5/27	11/11
1982 Bears	71/62	0	0	0	1	7/57	8/7
1981 Bears	68/56	0	4	1	0	9/77	16/16
1980 Bears	73/58	0	1	2	0	11.5/108.5	16/16
1979 Bears	70/48	2	3	1	0	4.5/28	16/16
Career	415/330	8	18	7	2	54/436	98/96

Hampton's Single Game Highs

Most Sacks: 3 (34 yards) vs Saints 9/14/80.

Most Solos: 13 vs Saints 9/19/82.

Most Tackles: 16 vs Saints 9/19/82.



MIKE HARTENSTINE 73

Defensive End

Penn State

12th Year

Ht: 6-3

Wt: 254

Born: 7/27/53
Allentown, PA

Acquisition: Selected in the 2nd round (31st player) of 1975 draft.

1985 SEASON: Played in all 16 games to extend consecutive games played streak to 163 . . . Should set club record in that category now held by Bob Parsons' 167 games . . . Started 7 of first 8 games before serving as backup remainder of season . . . Recorded 4 tackles at Minnesota (9/19); had only sack in rematch vs. Vikings (10/27) . . . Fumble recovery set up final TD vs. Falcons (11/24) . . . Also plays on PAT and FG units . . . Started for Hampton (knee) at Jets (12/14) . . . Received game ball at San Francisco (10/13) as part of defensive line that shut-down 49ers. **GAMES PLAYED: 16. GAMES STARTED: 8.**

PRO CAREER: Sprained knee limited him to just 14 starts in '84 breaking streak of 145 consecutive starts (12/9 Green Bay) . . . Played sparingly final two games but returned to start playoffs . . . Received game balls in both Tampa Bay games in '84 in which he recorded 3 of his 6 sacks of season . . . Chosen as second alternate in '83 Pro Bowl after leading team with 12 sacks . . . Finished 4th on tackles in '83 with 70 . . . Scored TD at Tampa Bay (11/30/83) on 10-yard fumble return in 4th quarter . . . Consensus all-rookie selection following '75 season.

COLLEGIATE, PERSONAL: Culminated great Penn State career by earning all-America honors as 220-pound defensive tackle . . . Three-year starter for Lions who had 212 tackles and 15 sacks as senior . . . PSU was 32-4 in his career . . . Played in Sugar, Orange and Cotton bowls . . . Given name Michael Albert Hartenstine . . . Married (Donna), two sons (Michael, Beau), one daughter (Jill) . . . Resides in Lake Bluff, IL . . . All-state linebacker at Bethlehem (PA) Liberty High School . . . Also participated in basketball and track . . . General arts and sciences major.

HARTENSTINE, continued . . .

Hartenstine's Pro Stats

Year/Club	Tkls/ Solo	Fum. Rec.	Pass Def.	Force Fum.	Blk. Kick	Sack/ -Yds.	Games/ Starts
1985 Bears	19/15	1	1	0	0	1.9	16/8
1984 Bears	36/24	2	0	2	0	6/45	16/14
1983 Bears #	70/56	1	4	3	0	12/91.5	16/16
1982 Bears	24/21	0	1	0	0	4.5/38	9/9
1981 Bears	34/29	1	2	2	0	2/12	16/5
1980 Bears	66/54	0	4	1	0	6/61	16/16
1979 Bears	60/40	1	1	1	1	8/74	16/16
1978 Bears	70/44	3	2	2	0	6/57	16/16
1977 Bears	55/34	3	4	1	0	1/0	14/11
1976 Bears†	86/56	3	5	1	0	3/32.5	14/14
1975 Bears*	61/36	2	3	1	0	5/61	14/14
Career	581/409	17	27	14	1	54.5/481	163/139

† Scored TD on 12-yard lateral run at Dallas 10/24/76.

* Scored safety with 22-yard sack of Vikings' Fran Tarkenton 10/27/75.

Scored TD on 10-yard fumble return at Tampa Bay 11/20/83.

Hartenstine's Single Game Highs

Most Solo Tackles: 10 vs Den. 12/12/76.

Most Sacks: 3 vs Sea. 12/12/82 (3-25)

Most Total Tackles: 12 vs Den. 12/12/76.

JAY HILGENBERG 63

Center

Iowa

6th Year

Ht: 6-3

Wt: 264

Born: 3/21/59
Iowa City, IA



Acquisition: Signed as free agent, 5/8/81.

1985 SEASON: Blossomed into NFC's top center, earning first Pro Bowl assignment as starter . . . Started all 16 games and played at peak performance vs. top opponents . . . Part of offensive line that earned game ball after win over 49ers (10/13) . . . Earned year-long praise from CBS-analyst John Madden who said: "He just goes out there and pushes his man all over the field every week" . . . Key element in league leading rushing attack . . . **GAMES PLAYED: 16, GAMES STARTED: 16.**

PRO CAREER: Durable pivotman has now started 45 straight games since assuming starting role midway through '83 season . . . Replaced Dan Neal after serving as back-up for 2½ years . . . Made first pro start vs. Detroit (10/30/83) . . . Also is team's deep snapper, a position he's held since joining club.

COLLEGIATE, PERSONAL: Two-time honorable mention all-America, two-time all-Big Ten at Iowa . . . Four-year letterman . . . Played in Blue-Gray, Hula and Japan Bowls . . . Given name Jay Walter Hilgenberg . . . Married (Lisa) . . . Nephew of former Viking linebacker Wally Hilgenberg . . . Brother Joel is center with New Orleans Saints, older brother Jim preceded him as Iowa center . . . General studies major.

Hilgenberg's Pro Stats

Total Games: 73; Bears 1981 (16), 1982 (9),
1983 (16), 1984 (16), 1985 (16)

Total Starts: 40; Bears 1983 (8), 1984 (16),
1985 (16)



STEFAN HUMPHRIES 75

Guard Michigan 3rd Year

Ht: 6-3 Wt: 268 Born: 1/20/62
Broward, FL

Acquisition: Selected in 3rd round (71st player) of 1984 draft.

1985 SEASON: Spent first four games of season on IR after suffering strained tricep on August 26 . . . Returned to active roster 10/4 and served as back-up and special teams player remainder of season. **GAMES PLAYED:** 11, **GAMES STARTED:** 0.

PRO CAREER: Played in 12 of first 14 games of '84 campaign before being placed on IR with knee injury . . . Originally injured knee at St. Louis (10/14/84) and missed following game at Tampa (10/21).

COLLEGIATE, PERSONAL: Nominated by UM for Rhodes Scholarship while receiving numerous all-America honors . . . UPI, Football Writers, Football News and TSN first team all-America . . . Maintained 3.77 GPA in Bio Engineering . . . Earned academic all-America and all-league laurels as junior and senior . . . Began career on defensive front but switched to offense midway through freshman year . . . Three-year starter . . . Stood out as sophomore while playing on same line as more heralded teammates and current NFL players Bubba Paris (49ers) and Kurt Becker (Bears) . . . Heavily recruited out of St. Thomas Aquinas High . . . Prep-Athlete of the Year and team MVP . . . Class Valedictorian and National Merit finalist . . . Earned seven letters in football, basketball and track . . . Father is school principal . . . Active in Fellowship of Christian Athletes . . . Plans on pursuing medical career.

Humphries' Pro Stats

Total Games: 23; Bears 1984 (12), 1983 (11) Total Starts: 0



TYRONE KEYS 98

Defensive End Mississippi State 4th Year

Ht: 6-7 Wt: 270 Born: 10/24/59
Jackson, MS

Acquisition: Trade from New York Jets for 5th round choice in 1985 draft (7/13/83).

1985 SEASON: Appeared in all 16 games plus three post-season games as substitute . . . Played in several passing situations throughout season . . . Recorded a sack vs. Redskins (9/29) and at Detroit (12/22) . . . Also had season-high 2 tackles vs. 'Skins (9/29) . . . Blocked field goal vs. Green Bay (10/21) . . . Batted down Dieter Brock pass in playoffs vs. Rams. **GAMES PLAYED:** 16, **GAMES STARTED:** 0.

PRO CAREER: Started first 6 games of '84 season at end before suffering back injury vs. Saints (10/7) . . . Missed following game and played reserve role remainder of season except for Rams game (11/11/84) when he replaced injured Hampton at tackle . . . Recorded five tackles against Rams . . . Had 2.5 sacks in first four games of season . . . Played in 14 games in '83 including 4 as starter . . . First career start at Rams (11/6/83) when he made 7 tackles and deflected pass at RE . . . Started next three games at LT . . . Strained lower back vs. 49ers (11/27/83) and used as sub last three games . . . Jets' 5th round choice in '81 but elected to play for British Columbia in CFL '81-82 at same time Vince Tobin was there as defensive coordinator.

KEYS, continued . . .

COLLEGIATE, PERSONAL: Three-year all-Southeastern Conference at MSU . . . Played in Senior Bowl . . . Married (Bessie Ruth) . . . One daughter (Chyla) . . . Mississippi co-defensive "Player of Year" with Hugh Green at Jackson (MS) Callaway High . . . Uncle Lee Calhoun won 2 gold metals in '56 and '60 Olympics for hurdles . . . Has B.S. degree in physical education.

Keys' Pro Stats

Year/Club	Tkls/ Solos	Fum. Rec.	Pass Def.	Force Fum.	Blk. Kick	Sack —Yds.	Games/ Starts
1985 Bears	9/8	0	1	0	1	2/12	16/0
1984 Bears	18/14	0	0	0	0	2.5/26	14/7
1983 Bears	17/14	0	2	0	0	1/6	14/4
Career	44/36	0	3	0	1	5.5/44	44/11

KEN MARGERUM 82

Wide Receiver Stanford 5th Year

Ht: 6-0 Wt: 180 Born: 10/5/58
Fountain Valley, CA



Acquisition: Selected in 3rd round (67th player) of 1981 draft.

1985 SEASON: Rebounded from '84 knee surgery and one-year hiatus from football to contribute as team's third receiver . . . Appeared in every game, including 3 starts for injured McKinnon . . . Caught season-high 4 passes for 61 yards and 1 TD at Miami (12/2) . . . Started vs. Dolphins and at San Francisco (2 catches, 21 yards) and vs. Detroit (11/10) . . . Had 2 receptions for 36 yards vs. Patriots in Super Bowl. **GAMES PLAYED:** 16, **GAMES STARTED:** 3.

PRO CAREER: Spent entire '84 campaign on physically unable to perform list after tearing anterior cruciate ligament in left knee during spring mini-camp (5/16/84) . . . Had corrective surgery (5/24) and then rehabilitated in California bike riding . . . Played in 15 games including 9 starts in '83 . . . 5th on team in catches (21) and yards receiving (336) . . . Had 6 catches for 82 yards and TD at Detroit (10/16/83) . . . Started all 9 games in '82 . . . Named to PFWA, UPI and PFW all-rookie teams in '81 after leading club in receptions (39) and reception yardage (584).

COLLEGIATE, PERSONAL: Consensus all-America at Stanford . . . Broke Cardinal records for catches, yards, TD catches set by Tony Hill, James Lofton and Gene Washington . . . Finished 3rd on all-time Pac-10 receiving list . . . 4 TD catches vs. Oregon State in '80 set Pac-10 record for single game TD catches . . . Played in Hula and Senior Bowl games . . . College stats: 146 receptions, 2,517 yards and 32 TD's . . . Has B.A. degree in communications/psychology.

Margerum's Pro Stats

Year/Club	No.	RECEIVING			Att.	RUSHING			Games/ Starts
		Yds.	Avg.	TD		Yds.	Avg.	TD	
1985 Bears	17	190	11.2	2	1	-7	-7.0	0	16/3
1984 Bears		DNP				DNP			
1983 Bears	21	336	16.0	2	1	7	7.0	0	15/9
1982 Bears	14	207	14.8	3	0	0	0.0	0	9/9
1981 Bears	39	584	15.0	1	1	11	11.0	0	16/6
Career	91	1,317	14.5	8	3	11	3.7	0	56/27

Margerum's Single Game Highs

Long Catch: 60 at New Orleans 9/18/83
Most Caught: 10 at Minnesota 10/4/81

Most Yds. Rec.: 140 at Minnesota 10/4/81.



WILBER MARSHALL 58

Linebacker Florida 3rd Year

Ht: 6-1 Wt: 225 Born: 4/18/62
Titusville, FL

Acquisition: Selected in 1st round (11th player) of 1984 draft.

1985 SEASON: Enjoyed all-pro caliber year in just first season as full-time starter . . . Started 15 games missing start of Jets game (12/14) with flu . . . Finished 3rd on team in tackles (78) and 4th in sacks (6) . . . Led Bear linebackers with 4 interceptions . . . Had 2 thefts, 8 tackles and 3 passes defended vs. Vikings (10/27) . . . In earlier game at Minnesota (9/19), had first NFL pick-off, 3 tackles and fumble recovery . . . Received game ball after interception, 4 tackles and pass defended at Green Bay (11/3) . . . Season-high 9 tackles vs. Redskins (9/29) . . . Scored first NFL touchdown after returning fumble 52 yards vs. Rams in playoffs . . . Strong Super Bowl performance included 4 tackles, sack and fumble recovery. **GAMES PLAYED: 16. GAMES STARTED: 15.**

PRO CAREER: Appeared in 15 games as rookie in '84, starting for injured Wilson vs. Dallas (9/30/84) in which he had 8 tackles . . . Played in short yardage and passing situations as rookie . . . Missed game at St. Louis (10/14) with pulled hamstring.

COLLEGIATE, PERSONAL: Lombardi award finalist who earned AP, UPI, NEA, Football Coaches and Walter Camp 1st team all-America honors as senior . . . Had 95 tackles, 2 interceptions, 8 tackles behind line of scrimmage and 6 QB sacks in '83 . . . Only junior among 12 finalists for Lombardi award after '82 campaign that included 123 tackles, 11 tackles for loss and 6 sacks . . . 11 sacks as sophomore broke school single season record . . . 1st team all-America at Astronaut (FL) High by Parade Magazine and National High Athletic Coaches . . . All-southern Player-of-Year and academic all-America as senior . . . Prep teammate of Bengal WR Chris Collinsworth for 1 year . . . Given name Wilber Buddyhia Marshall . . . 1 of 13 children . . . Father is Bahamian . . . Criminal justice major.

Marshall's Pro Stats

INTERCEPTIONS		Yds	TD	TklS Solo	Fum Rec	Pass Def	Force Fum	Blk Kick	Sack/ Yds	Games/Avg Starts
Year/Club	No.									
1985 Bears	4	23	0	78/60	1	4	2	0	6/40	16/15
1984 Bears	0	0	0	19/17	0	0	0	0	0	15/1
Career	4	23	0	97/77	1	4	2	0	6/40	31/16

Marshall's Single Game Highs

Most Intercepts: 2 vs Vikings (10/27/85).

Most Tackles: 9 vs Redskins (9/29/85).

Most Solos: 7 vs Redskins (9/29/85).

RETIRED NUMBERS

3	.RB-T Bronko Nagurski	56	.E Bill Hewitt
5	.RB George McAfee	61	.LB Bill George
28	.RB Willie Galimore	66	.C Bulldog Turner
41	.RB Brian Piccolo	77	.RB Red Grange
42	.QB Sid Luckman		

DENNIS MCKINNON

85



Wide Receiver

Florida State

4th Year

Ht: 6-1

Wt: 185

Born: 8/22/61
Quitman, GA

Acquisition: Signed as free agent, 5/4/83

1985 SEASON: Enjoyed another productive season, pacing team in TD catches (7) and finishing 2nd in receiving yards (555) . . . Started 13 games, missing games at S.F. (bruised left quadricep) and vs. Indianapolis (pulled hamstring) . . . Played sparingly vs. Detroit (11/10) in other non-start due to hamstring . . . Had best game of career with 4 catches, 133 yards and 2 TD's in second half of comeback win at Minnesota (9/19) . . . Caught TD pass in first 5 games of season . . . Season-high 5 catches vs. Patriots (9/15) . . . Had 3 catches, 52 yards and 2 TD's in playoff win over Giants (1/5/86) . . . Underwent arthroscopic knee surgery, 2/11/86 leaving playing status for 1986 in doubt. **GAMES PLAYED:** 14. **GAMES STARTED:** 13.

PRO CAREER: Has proven to be vital cog in Bear offense as team has won all 14 games in which he has caught TD pass since joining team in '83 . . . Regarded by Ditka as best blocking wide receiver in NFL . . . Started first 12 games of '84 before missing last 4 following arthroscopic surgery on left knee (11/26/84) . . . Returned for playoffs and had 4 catches, 72 yards and TD in win over Redskins (12/30/84) . . . Game ball vs. Saints (10/6/84) after 1 rec. 21 yards, 1 rush, 21 yards, and 5 pt ret for 62 yards . . . Developed into starting receiver as rookie free agent . . . Led team in punt returns in '83 (34 for 316) including 59-yard TD return at Green Bay (12/4/83) . . . Game ball at Philadelphia (10/23/83) after 1 catch, 20 yards, TD, 5 pt ret for 48 yards . . . Had winning TD catch in 7-6 win over Eagles later that season (11/13/83).

COLLEGIATE, PERSONAL: Had 53 catches for 888 yards, 8 TD's as part-time starter at Florida State . . . Played in '79 and '80 Orange Bowls . . . Also played in '82 Gator Bowl where he had 2 catches, 36 yards, TD and one carry for 65 yards . . . Given name Dennis Lewis McKinnon . . . Prepped at Miami (FL) South High where he was backfield mate of Colts' Wayne Capers . . . Has BA degree in Criminology . . . Boyhood idol was Paul Warfield.

McKinnon's Pro Stats

Year/Club	Gms./Sts.	RECEIVING			PUNT RETURNS			KICK OFF RETURNS		
		No.	Yds	TD	No.	Yds	TD	No.	Yds	Avg
1985 Bears	14/13	31	555	7*	4	44	0	1	16	16.0
1984 Bears	12/12	30	434	3	5	62	0	0	0	0.0
1983 Bears	16/3	21	236	4	34*	316*	1*	2	42	21.0
Career	42/28	82	1,225	14	43	422	1	3	58	19.3

*Led Team

McKinnon's Single Game Highs:

Most Caught: 5 vs. Lions (11/18/84), vs.
Patriots (9/15/85)
Most Yards: 133 at Minnesota (9/19/85), 4
catches

Combined Yards: 133 at Minnesota (9/19/85),
133 rec.

THE 1985 BEARS AVERAGE AGE WAS 25.1 WHICH
WAS THE YOUNGEST IN THE NFC.



JIM McMAHON 9

Quarterback

BYU

5th Year

Ht: 6-1

Wt: 190

Born: 8/21/59
Jersey City, NJ

Acquisition: Selected in 1st round (5th player) of 1982 draft.

1985 SEASON: Emerged as one of NFL's top quarterbacks while earning first Pro Bowl appearance... Started 11 regular season games and all three post-season contests... Averaged 64% completion first 5 weeks before injury woes began at S.F. (10/17)... Threw career high 15 TD passes... Threw 9 TD passes in first 4 games... Led team with 5.4 yard rushing average... Missed three games (11/10-11/24) with shoulder tendonitis and did not start vs. Vikings (9/19) due to stiff neck... Entered Vikings game in 3rd quarter and put on one of best shows of NFL '85 season throwing TD passes on first two plays and three in just 1½ quarters to turn 17-9 deficit into 33-24 win (8-15-236)... Named NFC offensive player of week in season opener after 23 of 34 for 274-yard, 2 TD effort in 38-28 win over Bucs... Passed for season-high 292 yards at Tampa (10/6) on 22 of 34 performance... Completed 13 of 19 passes for 160 yards and 3 TD's; caught TD pass from Payton and rushed for 36 yards vs. Redskins (9/29)... Threw 3 TD passes in playoffs and scored first TD vs. Rams on 16-yard run... Did not throw int. in 3 post-season games in 66 attempts... Super Bowl performance included 12 of 20 for 256 yards and 2 rushing TD's. **GAMES PLAYED: 13. GAMES STARTED: 11.**

PRO CAREER: Has led Bears to victory in 26 of his last 30 starts... Missed seven games plus playoffs in injury-plagued '84 season when he suffered hairline fracture in right hand and bruised back vs. Denver (9/9/84) and kidney laceration vs. Raiders (11/4/84)... Placed on IR (11/10/84) for remainder of season... Game ball performance at Tampa (10/21/84) after throwing 3 TD's and completing 12 of 18 for 219 yards... Set Bears record in '83 for completion percentage (58.4)... Passed for career-high 298 yards at Green Bay (12/4/83)... Had 3 200+ yard passing games in '83 and threw longest pass in NFC that year with 87-yard TD strike to Gault at Green Bay (12/4/83)... Voted UPI NFC "Rookie of the Year" in '82... PFWA, PFW and Football Digest all-rookie selection... 80.1 passing rating in '82 was 4th in NFC, 9th in NFL, 8th best in Bear history, best in NFL for a rookie... Earned game ball as rookie vs. Lions (12/21/82) after completing 16 of 27 for 233 yards, 2 TD... Earned Brian Piccolo Award in '82 after starting 7 games.

COLLEGIATE, PERSONAL: Consensus all-America at BYU after setting 71 NCAA Division I passing, total offense records... Eclipsed Danny White's career pass efficiency mark of 148.9 with 156.9 standard... Redshirted in '79... BYU went 22-3 in 1980-81, two WAC titles and first bowl victory... College stats show: 653 completions, 1,060 attempts, 9,563 yards, 84 TD's, 34 ints, 61.6% completion percentage... Given name James Robert McMahon... Married (Nancy)... One Daughter (Ashley)... One son (Sean)... All inter-mountain at Roy (UT) High... Three-sport letterman... Turned down basketball scholarship to Utah State... Played every baseball position but catcher... Public communications major... Involved in Chicago Boys Clubs, Brian Piccolo Cancer Research, Special Olympics, Children's Hospital, Juvenile Diabetes Foundation.

McMahon's Pro Stats

Year Club	Gms	Sts	Att	PASSING					Rating	Att	RUSHING		
				Com	Pct	Yds	Int	TDs			Yds	Avg	TD
1985 Bears	13	11	313	178	56.9	2,392	11	15	82.8	47	252	5.4	3
1984 Bears	9	9	143	85	59.4	1,146	2	8	97.8	39	276	7.1	2
1983 Bears	14	13	295	175	59.3	2,184	13	12	77.7	55	307	5.6	2
1982 Bears	8	7	210	120	57.1	1,501	7	9	80.1	25	105	4.4	1
Career	44	40	961	558	58.1	7,223	33	44	83.0	166	940	5.7	8

McMAHON, continued . . .

McMahon's Single Game Highs

Most Yards: 298 at Green Bay 12/4/83
(20-38).

Most Passes Att: 38 at Green Bay 12/4/83
(20-38, 298).

Most Passes Completed: 22 at Tampa Bay
10/6/85 (22-34, 292).

Most TD Passes: 3 at Tamp Bay (10/21/84).
Completion Pct: .727 vs Bucs (9/2/84)
(16-22).

Long Pass: 87 yards at Green Bay 12/4/83.

Most Interceptions: 3 vs Lions 11/21/82, vs
Broncos 10/2/83.

Rushing Yds: 74 vs 49'ers 11/27/83 (9-74).

McMahon Game-by-Game

DATE	OPPONENT	ATT	COMP	YDS	PCT	TD	INT	TKLD/LST	LG
9/12/82	@DETROIT					DNP			
9/19	NEW ORLEANS	22	12	131	54.5	0	1	4/33	24
11/21	DETROIT	27	16	233	59.3	2	3	3/12	44
11/28	@MINNESOTA	20	12	139	60.0	1	1	7/56	50
12/5	NEW ENGLAND	21	15	192	71.4	2	1	3/16	40
12/12	@SEATTLE	29	19	199	65.5	0	1	2/25	29
12/19	ST. LOUIS	33	16	160	48.5	1	0	1/5	45
12/26	@L.A. RAMS	28	18	280	64.3	2	0	2/17	40
1/2/83	@TAMPA BAY	30	12	167	40.0	1	0	4/32	31

DATE	OPPONENT	ATT	COMP	YDS	PCT	TD	INT	TKLD/LST	LG
9/4/83	ATLANTA	29	20	254	69.0	1	1	4/22	34
9/11	TAMPA BAY	24	16	286	66.7	1	2	4/23	73
9/18	@NEW ORLEANS	17	11	172	64.7	1	1	5/41	60
9/25	@BALTIMORE	20	8	89	40.0	0	0	3/15	26
10/2	DENVER	23	15	174	65.2	1	3	0/0	52
10/9	MINNESOTA	11	4	35	36.4	0	2	2/13	12
10/16	@DETROIT					DNP			
10/23	@PHILADELPHIA					DNP			
10/30	DETROIT	16	11	126	68.8	1	0	0/0	21
11/6	@L.A. RAMS	29	19	178	65.5	0	1	4/26	28
11/13	PHILADELPHIA	16	10	140	62.5	2	0	4/28	43
11/20	@TAMPA BAY	12	8	79	66.7	0	0	1/6	22
11/27	SAN FRANCISCO	19	11	159	57.9	1	0	4/26	49
1/24	@GREEN BAY	38	20	298	52.6	1	1	4/24	87
12/11	@MINNESOTA	16	8	32	50.0	1	0	2/13	8
12/18	GREEN BAY	25	14	162	56.0	2	2	5/29	35

DATE	OPPONENT	ATT	COMP	YDS	PCT	TD	INT	TKLD/LST	LG
9/2/84	TAMPA BAY	22	16	138	72.7	1	1	1/3	21
9/9	DENVER	8	5	93	62.5	1	0	0/0	61
9/16	@GREEN BAY	7	4	39	57.1	0	0	0/0	20
9/23	@SEATTLE					DNP			
9/30	DALLAS	14	6	79	42.9	0	0	2/5	22
10/7	NEW ORLEANS	14	10	128	71.4	1	0	4/31	23
10/14	@ST. LOUIS	23	13	202	56.5	1	0	1/4	36
10/21	@TAMPA BAY	18	12	219	66.7	3	0	1/3	49
10/28	MINNESOTA	26	16	180	61.5	1	0	1/2	40
11/4	L.A. RAIDERS	11	3	68	27.3	0	1	0/0	50

McMAHON, continued . . .

DATE	OPPONENT	ATT	COMP	YDS	PCT	TD	INT	TKLD/LST	LG
9/8/85	TAMPA BAY	34	23	274	67.6	2	1	3/23	27
9/15	NEW ENGLAND	21	13	232	61.9	1	1	1/6	49
9/19	@MINNESOTA	15	8	236	53.3	3	0	0/0	70
9/29	WASHINGTON	19	13	160	68.4	3	1	2/6	33
10/6	@TAMPA BAY	34	22	292	64.7	1	2	1/6	48
10/13	@SAN FRANCISCO	31	18	186	58.1	0	1	1/3	34
10/21	GREEN BAY	26	12	144	46.2	0	0	2/3	23
10/27	MINNESOTA	31	18	181	58.1	2	1	0/0	33
11/3	@GREEN BAY	20	9	91	45.0	1	0	4/33	21
11/10	DETROIT	DNP							
11/17	@DALLAS	DNP							
11/24	ATLANTA	DNP							
12/2	@MIAMI	6	3	42	50.0	0	1	2/14	20
12/8	INDIANAPOLIS	23	11	145	47.8	0	0	3/8	30
12/14	@N.Y. JETS	31	15	215	48.4	1	1	5/12	65
12/22	@DETROIT	22	13	194	59.1	1	2	3/18	37

DATE	OPPONENT	ATT	COMP	YDS	PCT	TD	INT	TKLD/LST	LG
1/5/86	N.Y. GIANTS	21	11	216	52.4	2	0	0/0	46
1/12	L.A. RAMS	25	16	164	64.0	1	0	3/23	22
1/26	NEW ENGLAND	20	12	256	60.0	0	0	1/3	60
	@NEW ORLEANS								

McMahon vs. NFL Regular Season (Passing)

OPPONENT	GMS	ATT	COMP	YDS	TD	INT	PCT
ATLANTA	1	29	20	254	1	1	69.0
DALLAS	1	14	6	79	0	0	42.9
DENVER	2	31	20	267	2	3	64.5
DETROIT	3	65	40	553	4	5	61.5
GREEN BAY	5	116	59	734	4	3	50.9
INDIANAPOLIS	2	43	19	234	0	0	44.2
L.A. RAMS	2	57	37	458	2	1	64.9
L.A. RAIDERS	1	11	3	68	0	1	27.3
MIAMI	1	6	3	42	0	1	50.0
MINNESOTA	6	119	66	803	8	4	55.5
NEW ENGLAND	2	42	28	424	3	2	66.7
NEW ORLEANS	3	53	33	431	2	2	62.3
N.Y. JETS	1	31	15	215	1	1	48.4
PHILADELPHIA	1	16	10	140	2	0	62.5
ST. LOUIS	2	56	29	362	2	0	51.8
SAN FRANCISCO	2	50	29	345	1	1	58.0
SEATTLE	1	29	19	199	0	1	65.5
TAMPA BAY	7	174	109	1455	9	6	62.6
WASHINGTON	1	19	13	160	3	1	68.4

THE 1985 BEARS WERE THE FIRST TEAM IN NFL HISTORY TO RECORD BACK-TO-BACK SHUTOUTS IN A SINGLE SEASON PLAYOFF.

STEVE McMICHAEL 76

Defensive Tackle

Texas

7th Year

Ht: 6-2

Wt: 265

Born: 10/17/57
Houston, TX



Acquisition: Signed as free agent, 10/15/81.

1985 SEASON: Started all 16 games in best pro season earning all-NFL honors by AP and all-NFC honors by UPI... Best game was at S.F. (10/13) when he recorded 2 sacks, 4 tackles and pass deflection in game ball effort... Had 1½ sacks and 6 tackles vs. Packers (10/21)... Also received game ball after helping Bears beat Patriots (team that waived him) on 9/15... Had 2 sacks and 2 tackles at Minnesota (9/19)... Finished 3rd on team with 8 sacks... Played sparingly in finale at Detroit (12/22) to rest knee... Had sack in Super Bowl. **GAMES PLAYED: 16. GAMES STARTED: 16.**

PRO CAREER: Finished 3rd in sacks (10) and 7th in tackles (42) in '84... Named NFC defensive player of week in season finale at Detroit (12/16/84) after recording 5 tackles and 2½ sacks... Had 1½ sacks and 3 tackles vs. Vikings (10/28/84)... Emerged as starter in '83 season and finished 2nd on team with 8½ sacks... 5 tackles, 2 sacks and force fumble earned game ball at Tampa Bay (11/20/83)... Had 64-yard run with fumble vs. Bucs (1/2/83)... Joined Bears after being waived by Patriots during '81 training camp... Replaced Brad Shearer... Back injury forced him to IR 11/3/80 through remainder of season... New England's 3rd round selection in '80... Played in just 6 games for Patriots.

COLLEGIATE, PERSONAL: Consensus all-America at Texas after recording 372 tackles and 30 sacks over 4 years... Led team with 142 stops as junior, 138 as senior... Defensive MVP in '80 Hula Bowl with 14 tackles... AP all-America strength team... Finalist for '79 Outland Trophy and '80 Lombardi Award... Kicked 8 of 10 PAT's and 2 of 3 FG's as sophomore when Russell Erxleben was hurt... Given name Steve Douglas McMichael... Married (Debra)... Prepped at Free (TX) H.S.... Hobbies include rattlesnake hunting, fishing... Physical education major... Involved in Red Cloud Athletic Fund and Lake Forest Chamber of Commerce.

McMichael's Pro Stats

Year/Club	Tkls/ Solo	Fum. Rec.	Pass Def.	Force Fum.	Blk. Kick	Sack -Yds.	Games/ Starts
1985 Bears	44/39	1	2	0	0	8/55	16/16
1984 Bears	42/30	0	2	0	0	10/91.5	16/16
1983 Bears	37/35	1	2	1	0	8.5/86	16/10
1982 Bears	18/17	1	0	0	0	4/36	9/0
1981 Bears	1/1	1	1	0	0	0/0	10/0
1980 Patriots	5/3	0	0	0	0	0/0	6/0
Career	147/125	4	7	1	0	30.5/268.5	73/42

McMichael's Single Game Highs

Most Tackles: 7 vs Detroit 11/6/83.

Most Sacks: 2.5 vs Detroit (20 yards)

Most Solos: 6 vs Detroit 11/6/83.

12/16/84.

THE BEARS FOUR SHUTOUTS IN 1985 WERE THE MOST RECORDED BY THE CLUB IN A SEASON SINCE 1942.



EMERY MOOREHEAD

87

Tight End

Colorado

10th Year

Ht: 6-2

Wt: 225

Born: 3/22/54
Evanston, IL

Acquisition: Signed as free agent, 10/21/81.

1985 SEASON: Turned in another solid season, finishing 2nd on team in catches (35) and 4th in yards (481) . . . Bruised knee caused him to miss game at San Francisco (10/13) and beginning of game vs. Lions (11/10) . . . Had best day of career at Tampa Bay (10/6) after 8 rec., 114 yards and game ball; key 3rd down catch led to final TD . . . Caught pass in all 14 games in which started . . . 114-yard effort vs. Bucs was first 100+ game of 117-game career . . . Only TD catch was 10-yard pass from McMahon vs. Redskins (9/29). . . **GAMES PLAYED: 15. GAMES STARTED: 14.**

PRO CAREER: Started second half of '84 season and finished 5th on team in receptions (29) and 2nd in reception yards (497) . . . Received game ball after 27-yard catch vs. Lions (11/18/84) set up last second field goal in 16-14 win . . . Had 5 catches for 86 yards in season finale at Detroit (12/16/84) . . . Started 15 games in '83 finishing 3rd on team in both receptions (42) and yards (597) . . . Scored go-ahead pass from McMahon to lead Bears to 17-14 win vs. Eagles (11/13/83) . . . Winning TD grab at Minnesota (12/11/83) in 19-13 win . . . Had 6 grabs for 74 yards and TD in best outing of '83 vs. Detroit (10/30) . . . Led club in receiving yards (363) in '82 while starting every game . . . 5 TD catches in '82 were most by Bear TE since Ditka had 5 in '65 . . . Awarded to Bears via waivers 8/4/81 from Broncos . . . Traded to Broncos from N.Y. Giants 5/23/80 for draft pick . . . Giants 6th round choice in '77.

COLLEGIATE, PERSONAL: Played RB and WR at Colorado . . . Caught 35 passes for 604 yards in final two seasons . . . Given name Emery Matthew Moorehead . . . Married (Leslee) . . . One son (Aaron) . . . One daughter (Kelly) . . . All-state RB at Evanston (IL) High . . . High school teammate of Falcons' Mike Kenn . . . Also starred in basketball and track . . . Worked for campus TV station at Boulder as announcer/producer . . . Also interned at Denver TV station during summers . . . Currently hosts own TV show during season on local cable station . . . BA degree in communications . . . Devotes off-season time to charitable organizations . . . Licensed real estate salesman.

Moorehead's Pro Stats

Year/Club	No.	RECEIVING			No.	RUSHING			Games/ Starts
		Yds	Avg	TD		Yds	Avg	TD	
1985 Bears	35	481	13.7	1	0	0	0.0	0	15/14
1984 Bears	29	497	17.1	1	1	-2	-2.0	0	16/9
1983 Bears	42	597	14.2	3	5	6	1.2	0	16/15
1982 Bears	30	363	12.1	5	2	3	1.5	0	9/9
1981 Bears	0	0	0.0	0	0	0	0.0	0	9/0
1980 Broncos	0	0	0.0	0	2	7	3.5	0	16/0
1979 Giants	9	62	6.9	0	36	95	2.6	0	13/4
1978 Giants	3	45	15.0	0	0	0	0.0	0	10/0
1977 Giants	12	143	11.9	1	1	5	5.0	0	13/7
Career	160	2,188	13.7	11	47	114	2.4	0	117/58

KOR: 23 for 476 (20.7) in 1981; 1 for 18 in 1980; 1 for 16 in 1979.

PTR: 2 for 52 (26.0) in 1978; 4 for 65 (16.3) in 1977.

Moorehead's Single Game Highs

Long Catch: 50 at Minnesota, 11/28/84.
at Green Bay, 9/16/84.

Most Catches: 8 at Tampa Bay, 10/6/85
(8-114)

Most Yards: 114 at Tampa Bay, 10/6/85
(8-114)

JIM MORRISSEY 51

Linebacker Michigan State 2nd Year

Ht: 6-3 Wt: 220 Born: 12/24/62
Flint, MI



Acquisition: Selected in 11th round (302nd player) of 1985 draft.

1985 SEASON: Highlight of season was 47 yard interception return off Steve Grogan in 4th quarter of Super Bowl . . . Performed on special teams . . . Waived Sept. 2, and re-signed Sept. 10 after Bears placed Cabral on injured reserve . . . Made great play on punt team by downing ball inside 5-yd line at Dallas (Nov. 17). **GAMES PLAYED: 15. GAMES STARTED: 0.**

COLLEGIATE, PERSONAL: Finished MSU career with 329 tackles, 2nd best in Spartan annals . . . Voted by teammates as MSU's most valuable player and team captain . . . Made 137 tackles while earning first team all-Big 10 honors by UPI . . . Was three-year starter and four-time letter winner . . . Honorable mention all-league as junior . . . Also led team in tackles as junior with 130 . . . All-state and honorable mention all-America at Flint Powers High as linebacker/defensive back . . . Food systems economics and management major.

Morrissey's Pro Stats

Year/Club	No.	Interceptions Yds.	TD	Tkls/ Solo	Fum. Rec.	Pass Def.	Force Fum.	Sack -Yds	Games/ Starts
1985 Bears	0	0	0	12/12	0	0	0	0/0	15/0

KEITH ORTEGO 89

Wide Receiver McNeese State 2nd Year

Ht: 6-0 Wt: 180 Born: 8/30/63
Eunice, LA



Acquisition: Signed as free agent, 5/14/85

1985 SEASON: Pleasant surprise of '85 camp . . . Placed on injured reserve with knee injury (8/19) but was activated (11/8) and returned punts two days later in 44-0 rout over Cowboys . . . Had 9.3 average on 17 punt returns . . . Season-high 23-yd return set up final score at Detroit (12/22) . . . Returned 11 punts for 63 yards in three post-season games . . . Expected to see more action at WR in '86 . . . **GAMES PLAYED: 6. GAMES STARTED: 0.**

COLLEGIATE, PERSONAL: Honorable mention all-America and all-Southland Conference first team as senior . . . Set school's single season receiving record as senior with 602 yards . . . Caught career-high 8 passes vs. Louisiana Tech as junior . . . Also played baseball in college.

Ortego's Pro Stats

Year/Club	No.	RECEIVING			No.	PUNT RETURNS			TD
		Yds.	Avg.	TD		Yds.	Avg.	LG	
1985 Bears	0	0	0	0	17	158	9.3	23	0
Career	0	0	0	0	17	158	9.3	23	0



WALTER PAYTON 34

Running Back Jackson State 12th Year

Ht: 5-11 Wt: 202 Born: 7/25/54
Columbia, MS

Acquisition: Selected in the 1st round (4th player) of 1975 draft.

1985 SEASON: UPI Offensive Player of the Year . . . AP all-NFL Team, UPI and NEA 1st Team all-NFC, Sporting News All-Pro Team, Football News all-NFC Team . . . Made 8th Pro Bowl appearance . . . Won NEA Jim Thorpe Memorial Trophy and Maxwell Club Player of the Year honors . . . Eclipsed 2,000 combined yards for 3rd year in row; NFL record . . . Now has 4 such years of 2,000 combined yards; NFL record . . . Broke club career scoring record with 1-yard TD run vs Green Bay (10/21) . . . Recorded 10 100-yard games during '85 campaign; now has 73 career 100-plus yards games in career; NFL record . . . Had 9-consecutive 100-yard games (currently tied with Marcus Allen; NFL record) . . . Streak was snapped @ NY Jets (Dec. 14) . . . Game ball vs. Green Bay (Nov. 3) 192 yards, 28 rushes, winning TD . . . Had 120 yds. in season opener vs. Bucs (Game ball) . . . Was named NFC Player of the Month in October (84 carries, 425 yds., 6 TD's; 15 rec., 121 yds. 1 TD) . . . Had 132 yds. @ Dallas (Nov. 17) in 44-0 win . . . Had 121 yards @ Miami to break NFL record for consecutive 100-yard games; later tied by Allen who enters '86 with 9 straight . . . In 2 playoff games had 45 rushes, 125 yds., 8 catches, 52 yds . . . In Super Bowl XX, had 22 carries, 61 yds. in 46-10 win over Patriots. **GAMES PLAYED: 16. GAMES STARTED: 16.**

PRO CAREER: Became Bears all-time leading scorer with 654 points surpassing Bob Thomas (629) . . . Has a total of 14,860 career rushing yards . . . Has appeared in 8 Pro Bowls . . . Has 152 consecutive starts (regular season) entering '86 campaign . . . Has club record for receptions (422) . . . Has put together 3 consecutive years of 2,000-plus combined yards; NFL record . . . Has 19,338 career combined yards and leads Brown by 3,879 . . . Owns 23 Bear records, 7 NFL records (rushing, combined yards, most 100 yard games, single game, rushing attempts, 3 consecutive yrs. of 2,000 combined yards, nine 1,000-yard seasons and shares another (9 consecutive 100-yard games tied w/Allen) . . . Now owns 17 of top 23 all-time Bear rushing days . . . Bears are 50-23 in games he has recorded 100-yd games . . . Took unprecedented 5th consecutive NFC rushing title in '80 with 1,460 yards . . . Youngest player to be voted NFL MVP at 23 years of age in '77 . . . 1,852 yards rushing that year is 6th highest in NFL . . . Owns Pro Bowl record for most rushing attempts in a career surpassing O.J. Simpson in 1985 Pro Bowl.

POST-SEASON HONORS: 1975—None (all rookie runners Mike Thomas and Don Hardeman). **1976—PFWA**, AP all-Pro pick; Sporting News NFC Player of the Year; runner up to Chuck Foreman NFL MVP by UPI; got 39 of possible 42 votes to UPI all-NFC team . . . Started Pro Bowl game for NFC . . . Chicago Red Cloud Athlete of the Year . . . **1977—UPI Athlete of the Year**; NFL MVP by PFWA, NEA (Thorpe Trophy), Mutual Radio, AP, FB Digest, Sport Magazine NFL Player-of-the-Year, AP NFL most valuable offensive player; UPI, Sporting News NFC Player-of-the-Year; only unanimous choice to NFC Pro Bowl squad; leading vote getter to UPI all-NFC Team . . . All pro pick AP, UPI, NEA, Pro FB Weekly Offensive Player-of-the-Year; won Seagram's "Oscar" award for football and \$10,000 prize; in '77 divisional playoff rushed 19 for 60 yards, 3 rec. for 33, 3 KOR's for 57; MVP for Pro Bowl with 13 for 77 yds., and game winning TD . . . **1978—All-Pro pick**, NEA, PFWA; Pro Bowl starter; leading vote getter to UPI all-NFC team. **1979—Pro Bowl starter**; AP all-NFC; in wild card playoff rushed 16 for 67, 3 rec. for 52, 2 TD's had 84-yard run called back by "motion" penalty . . . **1980—Leading vote-getter to NFC team for Pro Bowl.** **1981—None** . . . **1982—Wisconsin Pro Football Lombardi Dedication Award.** **1983—2nd Team UPI all-NFC, 2nd Team NEA all-NFL, Pro Bowl backup**; (11 carries for 40 yards; one complete pass; 3 rec., 11 yds). **1984—7th Pro Bowl appearance** (11 carries, 76 yds., 1 TD, 3 rec., 54 yds); 1st team TSN, PFW, Football Digest, AP, NEA, UPI, PFWA. **1985—See 1985 season.**

COLLEGIATE: Football Round-Up College Player of the Year '74 . . . Leading scorer in NCAA history . . . Led nation with 160 points in '73 . . . First running back, 4th player selected in '75 draft (behind Bartkowski, R. White, Ken Huff) . . . Scored 65 TD's, rushed for 3,563 (6.1) yards, kicked five FG's and 54 PAT, caught 27 passes for 474 yards, had 39.0 punting average 43.0 kickoff return average, hit 14 of 19 passes for 4 TD's . . . Played in College All-Star (Pittsburgh 21-14), East-West and Senior Bowl games.

PERSONAL: 1984 Black Athlete of the Year voted on by black media members nationwide . . . Given name Walter Jerry Payton . . . Nickname is Sweetness . . . Married (Connie) . . . One Son (Jarrett) . . . One daughter (Brittney) . . . Resides in suburban Barrington, IL . . . Active in many charities . . . Served as the honorary chairman of the Ben Wilson memorial dinner in March ('85); Wilson was the former Simeon H.S. Basketball player who was shot to death Nov. 20, 1984 . . . Was honorary chairman for the '83 Heart Association Jump Rope for Heart . . . Honorary chairman Illinois Mental Health Association '78-80 . . . Also aids Boy Scouts, March of Dimes, Piccolo Research Fund, United Way, Peace Corps . . . Tremendous strength; 390 bench press, 600+ leg-press, 300 military . . . Attended Columbia High but didn't start playing football until 11th grade . . . Father deceased, Mother (Alyne) resides in Columbia . . . Interests include drums, antique cars, privacy . . . Biography Sweetness published in '78 by Contemporary Books . . . Received BA in special education at Jackson State in 3½ years.

Payton's Pro Stats

Year/Club	No.	RUSHING				No.	RECEIVING				Games/ Starts
		Yds	Avg	TD			Yds	Avg	TD		
1985 Bears	324	1,551	4.8	9		49	483	9.9	2		16/16
1984 Bears	381	1,684	4.4	11		45	368	8.2	0		16/16
1983 Bears	314	1,421	4.5	6		53	607	11.5	2		16/16
1982 Bears	148	596	4.0	1		32	311	9.7	0		9/9
1981 Bears	339	1,222	3.6	6		41	379	9.2	2		16/16
1980 Bears	317	1,460	4.6	6		46	367	8.0	1		16/16
1979 Bears	369	1,610	4.4	14		31	313	10.1	2		16/16
1978 Bears	333	1,395	4.2	11		50	480	9.5	0		16/16
1977 Bears	339	1,852	5.5	14		27	269	10.0	2		14/14
1976 Bears	311	1,390	4.5	13		15	149	9.9	0		14/14
1975 Bears	196	679	3.5	7		33	213	6.5	0		13/7
Career	3,371	14,860	4.4	98		422	3,938	9.3	11		162/156

	KICKOFF RETURNS					PASSING				PUNT RETURNS		
Year/Club	No.	Yds	Avg	TD	Att	Com	Yds	TD	Int	No.	Yds	Avg
1985 Bears	0	0	0.0	0	5	3	96	1	0	0	0	0.0
1984 Bears	0	0	0.0	0	8	3	47	2	0	0	0	0.0
1983 Bears	0	0	0.0	0	6	3	95	3	2	0	0	0.0
1982 Bears	0	0	0.0	0	3	1	39	1	0	0	0	0.0
1981 Bears	0	0	0.0	0	2	0	0	0	0	0	0	0.0
1980 Bears	0	0	0.0	0	3	0	0	0	0	0	0	0.0
1979 Bears	0	0	0.0	0	1	1	54	1	0	0	0	0.0
1978 Bears	0	0	0.0	0	0	0	0	0	0	0	0	0.0
1977 Bears	2	95	47.5	0	0	0	0	0	0	0	0	0.0
1976 Bears	1	0	0.0	0	0	0	0	0	0	0	0	0.0
1975 Bears	14	444	31.7	0	1	0	0	0	1	1	39	39.0
Career	17	539	31.7	0	29	11	331	8	3	1	39	39.0

WALTER PAYTON'S GAME BALLS—9/28/75, 15-13 over Philadelphia; 12/21/75, 42-17 over New Orleans; 9/19/76, 19-12 over San Francisco; 11/14/76, 24-13 over Green Bay; 10/10/77, 24-23 over Los Angeles; 10/30/77, 26-0 over Green Bay; 11/13/77, 28-27 over Kansas City; 11/20/77, 10-7 over Minnesota; 12/11/77, 21-10 over Green Bay; 9/3/78, 17-10 over St. Louis; 9/9/79, 26-7 over Minnesota; 10/7/79, 7-0 over Buffalo; 9/14/80, 22-3 over New Orleans; 12/7/80, 61-7 over Green Bay; 12/20/80, 14-13 over Tampa Bay; 10/25/81, 20-17 over San Diego; 12/26/82, 34-26 over Los Angeles; 11/13/83, 17-14 over Philadelphia; 12/11/83, 19-13 over Minnesota; 10/7/84, 20-7 over New Orleans; 9/8/85, 38-28 win over Tampa Bay; 10/6/85, 26-19 win over Tampa Bay; 11/3/85, 16-10 win over Green Bay; 12/2/85, 38-24 loss to Miami; 11/8/85, 17-10 win over Indianapolis.

PAYTON, continued . . .

THE TOP 10 AVERAGE PER CARRY DAYS

- 1) 10.16 (18-183) vs Saints (12/14/80)
- 2) 8.95 (20-179) vs Broncos (9/9/84)
- 3) 8.91 (23-205) at Green Bay (10/30/77)
- 4) 7.91 (23-182) vs Minnesota (9/9/79)
- 5) 7.42 (19-14) at Minnesota (10/10/76)
- 6) 7.36 (19-140) vs New Orleans (10/2/76)
- 7) 7.13 (22-157) at Denver (10/16/78)
- 8) 7.04 (23-162) at San Francisco (10/28/79)
- 9) 6.95 (23-160) vs Detroit (9/18/77)
- 10) 6.87 (40-275) vs Minnesota (11/20/77)

THE BOTTOM 10 DAYS RUSHING YARDAGE

- 1) 0 (10 carries) at Detroit (10/12/75)
- 2) 0(8) vs Colts (9/21/75)
- 3) 2(4) at Los Angeles (11/23/75)
- 4) 4 (3) at Baltimore (9/25/83)
- 5) 5 (5) vs Redskins (10/11/81)
- 6) 7 (6) vs Redskins (9/29/85)
- 7) 20 (8) vs Saints (9/19/82)
- 8) 24 (9) '78 Pro Bowl (1/29/79)
- 9) 26 (14) at Detroit (9/12/82)
- 10) 26 (7) vs Dolphins (11/2/75)

NFL'S ALL-TIME TOP 10 COMBINED YARDAGE LEADERS

1) Walter Payton	19,338	6) Ollie Matson	12,884
2) Jim Brown	15,459	7) Greg Pruitt	12,763
3) Franco Harris	14,622	8) Tim Brown	12,684
4) O.J. Simpson	14,368	9) Lenny Moore	12,451
5) Bobby Mitchell	14,078	10) Don Maynard	12,379

WALTER PAYTON'S 10 LONGEST RUNS—1) 76 yards (10/16/78) at Denver, 2) 73 yards (9/13/77) vs Lions, 3) 72 yards TD (9/9/84) vs Broncos, 4) 69 yard TD (9/14/80) vs Saints, 5) 61 yards (9/14/80) vs Saints, 6) 60 yards (10/17/76) at Los Angeles, 7) 58 yards (10/30/77) at Green Bay, 8) 58 yards (11/20/77) vs Vikings, 9) 54 yards (12/21/75) at New Orleans, 10) 51 yards (10/10/77) vs Rams.

Payton vs. The NFL (Rushing) Regular Season

OPPONENT	GMS	ATT	YDS	AVG	TDS	100-YARD GAMES	AVG YDS PER GAME
ATLANTA	6	119	434	3.6	3	2	72.3
BUFFALO	1	39	155	4.0	1	1	155.0
CINCINNATI	1	18	78	4.3	0	0	78.0
CLEVELAND	1	11	30	2.7	0	0	30.0
DALLAS	5	124	641	5.2	2	4	128.2
DENVER	5	98	538	5.5	2	2	107.6
DETROIT	22	443	1750	4.0	10	6	79.5
GREEN BAY	20	479	2271	4.7	17	13	113.6
HOUSTON	2	36	139	3.9	0	0	69.5
INDIANAPOLIS	3	37	115	3.1	1	1	38.3
KANSAS CITY	2	54	262	4.9	3	1	87.3
L.A. RAIDERS	4	97	359	3.7	5	2	119.7
L.A. RAMS	8	137	585	4.3	3	3	73.1
MIAMI	3	45	190	4.2	1	1	63.3
MINNESOTA	21	439	2104	4.8	15	11	100.2
NEW ENGLAND	3	39	151	3.9	0	0	50.3
NEW ORLEANS	6	130	792	6.1	6	5	132.0
N.Y. GIANTS	1	15	47	3.1	0	0	47.0
N.Y. JETS	2	48	106	2.2	0	0	53.0
PHILADELPHIA	4	91	387	4.3	0	1	96.8
PITTSBURGH	1	12	60	5.0	0	0	60.0
ST. LOUIS	6	130	525	4.0	6	3	87.5
SAN DIEGO	3	76	249	3.3	1	1	83.0
SAN FRANCISCO	7	162	774	4.8	8	4	110.6
SEATTLE	4	83	448	5.4	1	3	112.0
TAMPA BAY	16	346	1358	3.9	10	7	84.9
WASHINGTON	5	63	312	5.0	3	2	62.4

Walter Payton Game-By-Game

DATE	OPPONENT	ATT	YDS	LONG	TD
9/21/75	BALTIMORE	8	0	3	0
9/28	PHILADELPHIA	21	95	23	0
10/5	@MINNESOTA	18	61	15	0
10/12	@DETROIT	10	0	3	0
10/19	@PITTSBURGH	DNP
10/27	MINNESOTA	10	44	27	0
11/2	MIAMI	7	26	7	1
11/9	GREEN BAY	14	49	33	1
11/16	@SAN FRANCISCO	23	105	19	0
11/23	@LOS ANGELES RAMS	4	2	2	0
11/30	@GREEN BAY	12	40	9	1
12/7	DETROIT	27	65	18	2
12/14	ST. LOUIS	17	58	20	1
12/21	@NEW ORLEANS	25	134	54	1

1976

DATE	OPPONENT	ATT	YDS	LONG	TD
9/12/76	DETROIT	25	70	9	0
9/19	@SAN FRANCISCO	28	148	26	2
9/26	ATLANTA	23	86	9	0
10/3	WASHINGTON	18	104	24	1
10/10	@MINNESOTA	19	141	23	2
10/17	@LOS ANGELES RAMS	27	145	60	1
10/24	@DALLAS	17	41	13	1
10/31	MINNESOTA	15	67	39	1
11/7	OAKLAND	36	97	12	3
11/14	GREEN BAY	18	109	42	1
11/21	@DETROIT	17	40	18	0
11/28	@GREEN BAY	27	110	23	0
12/5	@SEATTLE	27	183	44	0
12/12	DENVER	14	49	21	1

1977

DATE	OPPONENT	ATT	YDS	LONG	TD
9/18/77	DETROIT	23	160	73	2
9/25	@ST. LOUIS	11	36	11	0
10/2	NEW ORLEANS	19	140	49	2
10/10	L.A. RAMS	24	126	51	0
10/16	@MINNESOTA	24	122	27	0
10/23	ATLANTA	24	69	10	0
10/30	@GREEN BAY	23	205	58	2
11/6	@HOUSTON	18	79	14	0
11/13	KANSAS CITY	33	192	32	3
11/20	MINNESOTA	40	275	58	1
11/24	@DETROIT	20	137	43	1
12/4	@TAMPA BAY	33	101	19	1
12/11	GREEN BAY	32	163	26	2
12/18	@N.Y. GIANTS	15	47	14	0
PLAYOFFS					
12/26	@DALLAS	19	60	11	0

1978

DATE	OPPONENT	ATT	YDS	LONG	TD
9/3/78	ST. LOUIS	26	101	13	1
9/10	@SAN FRANCISCO	21	62	16	0
9/17	@DETROIT	22	77	9	1
9/25	MINNESOTA	24	58	6	2
10/1	OAKLAND	27	123	19	0
10/8	@GREEN BAY	19	82	10	0
10/16	@DENVER	22	157	76	0
10/22	@TAMPA BAY	15	34	8	0
10/29	DETROIT	18	89	21	0
11/5	SEATTLE	18	109	19	1
11/12	@MINNESOTA	23	127	19	2
11/19	ATLANTA	20	34	6	1
11/26	TAMPA BAY	27	105	22	1
12/4	@SAN DIEGO	17	50	17	0
12/10	GREEN BAY	18	97	16	1
12/16	@WASHINGTON	16	90	44	1

1979

DATE	OPPONENT	ATT	YDS	LONG	TD
9/2/79	GREEN BAY	36	125	14	0
9/9	MINNESOTA	23	182	43	2
9/16	@DALLAS	22	134	18	0
9/23	@MIAMI	15	43	6	0
9/30	TAMPA BAY	15	46	12	0
10/7	@BUFFALO	39	155	15	1
10/14	NEW ENGLAND	15	42	7	0
10/21	@MINNESOTA	23	111	21	1
10/28	@SAN FRANCISCO	23	162	24	3
11/4	DETROIT	22	113	23	2
11/11	L.A. RAMS	18	41	9	1
11/18	N.Y. JETS	20	53	9	0
11/22	@DETROIT	18	54	13	0
12/2	@TAMPA BAY	22	77	13	1
12/9	@GREEN BAY	25	115	23	0
12/16	ST. LOUIS	33	157	30	3

PLAYOFFS

12/23	@PHILADELPHIA	16	67	12	2
-------	---------------	----	----	----	---

1980

DATE	OPPONENT	ATT	YDS	LONG	TD
9/7/80	@GREEN BAY	31	65	9	0
9/14	NEW ORLEANS	18	183	69	1
9/21	MINNESOTA	16	39	14	0
9/28	@PITTSBURGH	12	60	12	0
10/6	TAMPA BAY	28	133	21	0
10/12	@MINNESOTA	23	102	20	0
10/19	DETROIT	27	101	20	0
10/26	@PHILADELPHIA	17	79	17	0
11/3	@CLEVELAND	11	30	14	0
11/9	WASHINGTON	17	107	50	1
11/16	HOUSTON	18	60	14	0
11/23	@ATLANTA	12	40	9	1
11/27	@DETROIT	18	123	19	0
12/7	GREEN BAY	22	130	17	3
12/14	CINCINNATI	18	78	11	0
12/20	@TAMPA BAY	29	130	22	0

1981

DATE	OPPONENT	ATT	YDS	LONG	TD
9/6/81	GREEN BAY	19	81	14	1
9/13	@SAN FRANCISCO	27	97	12	1
9/20	TAMPA BAY	21	64	16	0
9/28	L.A. RAMS	17	45	11	0
10/4	@MINNESOTA	20	49	13	0
10/11	WASHINGTON	5	5	8	0
10/19	@DETROIT	19	89	18	1
10/25	SAN DIEGO	36	107	11	1
11/1	@TAMPA BAY	22	92	25	1
11/8	@KANSAS CITY	21	70	7	0
11/15	@GREEN BAY	22	105	16	1
11/22	DETROIT	13	37	9	0
11/26	@DALLAS	38	179	39	0
12/6	MINNESOTA	33	112	12	0
12/13	@OAKLAND	7	28	12	0
12/20	DENVER	19	62	10	0

1982

DATE	OPPONENT	ATT	YDS	LONG	TD
9/12/82	@DETROIT	14	26	5	0
9/19	NEW ORLEANS	8	20	10	0
11/21	DETROIT	21	87	16	0
11/28	@MINNESOTA	12	67	17	0
12/5	NEW ENGLAND	13	70	15	0
12/12	@SEATTLE	14	40	13	0
12/19	ST. LOUIS	20	73	11	0
12/26	@L.A. RAMS	20	104	26	1
1/2/83	@TAMPA BAY	26	109	10	0

1983

DATE	OPPONENT	ATT	YDS	LONG	TD
9/4/83	ATLANTA	20	103	20	0
9/11	TAMPA BAY	17	45	10	0
9/18	@NEW ORLEANS	28	161	49	1
9/25	@BALTIMORE	3	4	3	0
10/2	DENVER	23	91	8	0
10/9	MINNESOTA	20	102	23	2
10/16	@DETROIT	15	86	20	0
10/23	@PHILADELPHIA	30	82	9	0
10/30	DETROIT	20	80	16	1
11/6	@L.A. RAMS	14	62	16	0
11/13	PHILADELPHIA	23	131	20	0
11/20	@TAMPA BAY	22	106	12	2
11/27	SAN FRANCISCO	16	68	23	0
12/4	@GREEN BAY	16	58	12	0
12/11	@MINNESOTA	17	94	22	0
12/18	GREEN BAY	30	148	13	0

1984

DATE	OPPONENT	ATT	YDS	LONG	TD
9/2/84	TAMPA BAY	16	61	11	0
9/9	DENVER	20	179	72	1
9/16	@GREEN BAY	27	110	12	0
9/23	@SEATTLE	24	116	25	0
9/30	DALLAS	25	155	20	1
10/7	NEW ORLEANS	32	154	25	1
10/14	@ST. LOUIS	23	100	20	1
10/21	@TAMPA BAY	20	72	13	2
10/28	MINNESOTA	22	54	7	0
11/4	L.A. RAIDERS	27	111	18	2
11/11	@L.A. RAMS	13	60	26	0
11/18	DETROIT	29	66	15	0
11/25	@MINNESOTA	23	117	39	1
12/3	@SAN DIEGO	23	92	14	1
12/9	GREEN BAY	35	175	15	1
12/16	@DETROIT	22	62	21	0

PLAYOFFS

DATE	OPPONENT	ATT	YDS	LONG	TD
12/30	@WASHINGTON	24	104	12	0
1/6/85	@SAN FRANCISCO	22	92	20	0

1985

DATE	OPPONENT	ATT	YDS	LONG	TD
9/8/85	TAMPA BAY	17	120	26	0
9/15	NEW ENGLAND	11	39	7	0
9/19	@MINNESOTA	15	62	10	0
9/29	WASHINGTON	7	6	3	0
10/6	@TAMPA BAY	16	63	15	2
10/13	@SAN FRANCISCO	24	132	17	2
10/21	GREEN BAY	25	112	20	2
10/27	MINNESOTA	19	118	13	0
11/3	@GREEN BAY	28	192	27	1
11/10	DETROIT	26	107	19	0
11/17	@DALLAS	22	132	35	0
11/24	ATLANTA	20	102	40	1
12/2	@MIAMI	23	121	15	0
12/8	INDIANAPOLIS	26	111	16	1
12/14	@N.Y. JETS	28	53	9	0
12/22	@DETROIT	17	81	15	0

PLAYOFFS

DATE	OPPONENT	ATT	YDS	LONG	TD
1/5/86	N.Y. GIANTS	27	93	12	0
1/12	L.A. RAMS	18	32	8	0
1/26	NEW ENGLAND	22	61	7	0
	@NEW ORLEANS				

WALTER PAYTON HAS EARNED 25 GAME BALLS SINCE JOINING THE BEARS IN 1975. HE EARNED A CAREER-HIGH OF FIVE GAME BALLS IN BOTH 1977 and 1985.

WILLIAM PERRY 72

Defensive Tackle

Clemson

2nd Year

Ht: 6-2

Wt: 310

Born: 12/16/62

Aiken, SC



Acquisition: Selected in 1st round (22nd player) of 1985 draft.

1985 SEASON: Most publicized rookie in NFL history after excelling on both sides of the ball as defensive tackle and goal line fullback . . . Became full-time starter on defense in week 9 at Green Bay (11/3) . . . Played in short yardage defensive situations first half of season getting only start vs. Washington (9/29) . . . Emerged as offensive weapon vs. Packers (10/21) on Monday Night Football after 1-yard TD plunge and two lead blocks for Payton TD runs . . . Also rushed for TD vs. Falcons (11/24) and caught 4-yard TD pass at Green Bay (11/3) . . . Recorded first pro sack vs. Vikings (10/27) and finished season with five . . . Had 2 sacks, 5 tackles in best outing vs. Lions (11/10) . . . Recovered fumble and rambled 59 yards in season finale at Detroit (12/22) . . . Had 5 tackles in playoff win vs. Giants; sack and 2 stops vs. Rams . . . One-yard TD rush vs. Pats in Super Bowl . . . Made debut as ball carrier in final two plays at S.F. (10/13). **GAMES PLAYED:** 16. **GAMES STARTED:** 9.

COLLEGIATE, PERSONAL: Known internationally as "Refrigerator", a name given to him by college teammate who took note of Perry's configuration while standing in elevator . . . Outland and Lombardi trophy finalist as senior . . . Earned all-America honors becoming just second Clemson player to attain such honors . . . Led Tigers in tackles with 100 as senior becoming first down lineman to lead team in tackles . . . All-time Clemson sack leader with 25, including 10 as senior . . . 16 tackles vs. Maryland in '84 was third highest total of down lineman in school history . . . Led nation in tackles for loss with 2.45 average (27 in 11 games) in '84 . . . Walter Camp all-America final two seasons; earned at least one all-American laurel following last three seasons . . . Weightlifting legend at Clemson where he set all-time school record for overall strength category, lifting 1,638 pounds in '84 spring . . . All-time Clemson leader in fumble involvement (caused fumbles and recovered fumbles) in career with 15 . . . Most highly recruited player to sign with Clemson for '81 season after earning Parade and Adidas prep all-America . . . Three-sport letterman in high school . . . Married (Sherry) with two daughters (Latavia, Norie Shanta) . . . Made various TV commercials during last year including McDonalds, Pontiac, Kraft Cheese, Coca-Cola.

Perry's Pro Stats

Year/Club	Tkls/ Solo	Fum. Rec.	Pass Def.	Force Fum.	Blk. Kick	Sack/ Yds	Games/ Starts
1985 Bears	31/26	2	2	0	0	5/42	16/9
Career	31/26	2	2	0	0	5/42	16/9

RUSHING					RECEIVING			
Year/Club	No	Yds	Avg	TD	No.	Yds	Avg	TD
1985 Bears	5	7	1.4	2	1	4	4.0	1

WILLIAM PERRY ON THE MARKET TV Commercials

Coca Cola	Kraft	McDonald's	Tesco Supermarkets
Pontiac	Georgia Pacific	Rath Blackhawk Bacon	

Print Advertisements

Carrier Transicold	Georgia Pacific	Hair Care Products	Duke Manufacturing
Shakespeare	Drexel Burham	Mr. Big Paper Towel	Levi-Strauss
Alberto-Culver		Long Underwear	



REGGIE PHILLIPS 48

Cornerback SMU 2nd Year

Ht: 5-10 Wt: 170 Born: 12/29/60
Houston, TX

Acquisition: Selected in 2nd round (49th player) of 1985 draft.

1985 SEASON: Had 28-yard interception return for TD in Super Bowl win over Pats . . . Is expected to make strong bid for starting CB spot vacated by the injured Les Frazier . . . Made 1st career start vs. Detroit Nov. 10; had 3 tkls., 1 PD . . . Recorded special team fumble late in 4th quarter vs. Pats (Sept. 15) helping Bears preserve 20-7 win . . . Valuable special teamer who led team in playoffs with 4 special team tackles. **GAMES PLAYED:** 16. **GAMES STARTED:** 1.

COLLEGIATE, PERSONAL: Was second team all-SWC by AP, UPI and Dallas Times Herald in senior year with Mustangs . . . Led secondary in tackles with 52 . . . Had 3 interceptions including TD on 100-yard return vs. Louisville . . . Was AP Southwest Player of the Week vs. Louisville . . . Also recovered three fumbles and made two tackles for losses in Cardinal game . . . Made 32 tackles in '83 plus five in Sun Bowl . . . Broke up 5 passes as junior to go along with his 4.45 speed in 40 . . . Prepped at Houston Yates H.S. where he was selected on Houston Top Sixty List . . . Averaged 6.1 yards rushing as senior . . . Communications Major.

Phillips' Pro Stats

Year/Club	Interceptions			Tkl		Fum.	Pass	Force	Blk	Sack	Gms.
	No.	Yds.	TD	Solo	Rec.	Def.	Def.	Fum.	Kick	Yds	Sts.
1985 Bears	0	0	0	10/9	1	1		0	0	0/0	16/1



DAN RAINS 53

Linebacker Cincinnati 3rd Year

Ht: 6-1 Wt: 222 Born: 4/26/56
Rochester, PA

Acquisition: Signed as free agent, 5/14/82

1985 SEASON: Spent entire season on injured reserve after suffering knee injury on August 1 which required cartilage repair. Placed on IR August 19.

PRO CAREER: Valuable special teamer who finished third in special teams tackles in '84 with 6 . . . Had 7 tackles in reserve role as LB . . . Started 5 games in '83 and finished with 25 tackles, 19 solos . . . Career-high 6 stops vs. Lions (10/30/83) . . . Discovered by Bears on a film of an '81 semi-pro game . . . Played in final 2 games of '82 after being placed on IR for hernia (7/9/82) . . . Spent '80 season with Columbus Metros (semi-pro) . . . Moved up a level in '81 and was defensive MVP of West Virginia Rockets of American Football Association . . . Rockets beat Chicago Fire in championship game that year.

COLLEGIATE, PERSONAL: Honorable mention AP all-America at Cincinnati . . . Played in Japan Bowl . . . Four-year letterman and team MVP as senior . . . Redshirted in '75 . . . Native of Aliquippa PA, same area as Mike Ditka and Jim Covert . . . Given name Daniel Paul Rains . . . Married (Debbie) . . . Prepped at Aliquippa (PA) Hopewell High . . . One of 10 children . . . BS degree in criminology . . . Involved in Sports Teams Organized for Prevention of drug abuse.

RAINS, continued . . .

Year/Club	Interceptions			Rains' Pro Stats						
	No.	Yds.	TD	Tkls/ Solo	Fum. Rec.	Pass Def.	Force Fum.	Blk. Kick	Sack -Yds	Games/ Starts
1985 Bears	DNP									
1984 Bears	0	0	0	7/5	0	0	1	0	0/0	16/0
1983 Bears	0	0	0	25/19	1	0	1	0	0/0	15/5
1982 Bears	0	0	0	0/0	0	0	0	0	0/0	2/0
Career	0	0	0	32/24	1	0	2	0	0/0	33/5

MIKE RICHARDSON 27

Cornerback Arizona State 4th Year

Ht: 6-0 WT: 188 Born: 5/23/61
Compton, CA



Acquisition: Selected in 2nd round (33rd player) of 1983 draft.

1985 SEASON: Matured into solid cornerback, starting 14 games, intercepting 4 passes and earning 2 game balls . . . Led team with 25 passes defended . . . Had 4 tackles, 6 passes defended and interception return for 90 yards in game ball effort vs. Redskins (9/29) . . . Teamed with Frazier to hold Falcon receivers to no catches in other game ball performance (11/24) . . . Returned interception 36 yards for TD in 44-0 win at Dallas (11/17) . . . Season-high 8 tackles in finale at Detroit (12/22) . . . Pulled hamstring in 2nd quarter vs. Vikings (10/27) and missed following two games. **GAMES PLAYED: 14. GAMES STARTED: 14.**

PRO CAREER: Led team in passes defended in '84 with 13 . . . Suffered broken wrist (10/7/84) which caused him to miss 1½ games . . . Had interception in final play of Redskins playoff win and two during season . . . Tied for 2nd w/Schmidt on team with 5 interceptions in '83 . . . Second on team with 20 passes defended, 5th in tackles with 68 in '83 . . . Game ball vs. Eagles (10/23/83) after 5 tackles, 2 passes defended . . . 2 interceptions at Tampa Bay (11/20/83) and vs. Green Bay (12/18/83).

COLLEGIATE, PERSONAL: All-Pac 10 all four years at ASU . . . Led secondary in tackles all four years . . . Two-year consensus all-America . . . Set school record with 18 career interceptions (2 shy of conference mark) . . . Had 326 career tackles, 9 sacks and 2 TD's . . . Given name Michael Calvin Richardson . . . Has six sisters . . . All-America at Compton (CA) High . . . First defensive player to win California "Player of Year" award . . . Captain as senior . . . Hobbies include swimming, Mexican food and ice cream . . . Business major.

Richardson's Pro Stats

Year/Club	INTERCEPTIONS			Tkls/ Solo	Fum. Rec.	Pass Def.	Force Fum.	Blk. Kick	Sack/ Yds.	Games/ Starts
	No.	Yds.	TD							
1985 Bears	4	174	1	41/37	1	25	2	0	0/0	14/14
1984 Bears	2	7	0	36/31	1	13	0	0	0/0	15/15
1983 Bears	5	9	0	68/57	1	20	0	1	0/0	16/14
Career	11	190	1	145/125	3	58	2	1	0/0	45/43

Richardson's Single Game Highs

Long Intercept: 90 vs. Redskins (9/29/85) Most Solos: 9 vs Detroit 10/30/83.
Most Deflections: 6 vs. Redskins (9/29/85) Most Tackles: 9 vs Detroit 10/30/83.
Last Interception: at Detroit (12/22/85)



RON RIVERA 59

Linebacker California 3rd Year

Ht: 6-3 Wt: 239 Born: 1/7/62
Monterey, CA

Acquisition: Selected in 2nd round (44th player) of 1984 draft.

1985 SEASON: Played role as back-up LB and special teamer . . . Had fumble recovery for TD in season finale vs. Lions . . . Made key tackle vs. Colts to stop drive in 4th quarter . . . Had 4 tackles, 1 assist vs. Falcons (Nov. 24) . . . Forced key fumble in Vikes (Sept. 19) drive late in 4th quarter . . . Played in three post-season games. **GAMES PLAYED: 15. GAMES STARTED: 0**

PRO CAREER: Used primarily as special teamer in '84 . . . Played in final 15 games after sitting out season-opener with bruised shoulder . . . Suffered sciatic nerve injury in first practice which sidelined him for much of preseason . . . 44th selection in '84 draft.

COLLEGIATE, PERSONAL: Consensus first team all-America, Lombardi Award finalist and Pac 10 co-defensive player of the year as senior at Cal . . . Finished with 138 tackles (26 for losses) and 13 sacks as senior . . . 17 tackle performance as sophomore vs. Georgia, 16 tackles vs. Texas A&M ('83) and Oregon State ('82) . . . Father career military man . . . Has lived in Germany, Panama, as well as Washington and Maryland before moving to Southern California.

Rivera's Pro Stats

Year/Club	Interceptions			Tkl/s/ Solo	Fum. Rec.	Pass Def.	Force Fum.	Blk. Kick	Sack/ Yards	Games/ Starts
	No.	Yds.	TD							
1985 Bears	0	0	0	14/12	11	0	1	0	1/2/4	15/0
1984 Bears	0	0	0	6/5	0	0	0	0	0/0	15/0
Career	0	0	0	20/17	1	0	1	0	1/2/4	30/0



THOMAS SANDERS 20

Running Back Texas A & M 2nd Year

Ht: 5-11 Wt: 203 Born: 1/4/62
Giddings, TX

Acquisition: Selected in 9th round (246th player) of 1985 draft.

1985 SEASON: Played in 15 games, used primarily as special teams player . . . Backed-up Payton and Gentry at halfback and carried the ball in six games . . . Missed game at Jets (12/14) with knee and ankle sprain . . . Gained 37 yards on 10 carries (19 lg) vs. Patriots (9/15) . . . 3 carries for 35 yards (28 lg) vs. Redskins (9/29) . . . Scored first pro TD vs Falcons on 1-yd plunge . . . 15 yards on 4 carries in Super Bowl. **GAMES PLAYED: 15. GAMES STARTED: 0.**

COLLEGIATE, PERSONAL: Recovered from herniated disc surgery following '82 season and returned for '84 after year hiatus . . . Led Aggies in rushing with 738 yards for 4.4 average . . . Rushed for 344 yards and 3 TD's as sophomore . . . All-district, all-state and all America at Giddings (TX) High School . . . Industrial education major.

Sanders' Pro Stats

Year/Club	Att.	RUSHING			Long	TD	No.	RECEIVING			Gms/Sts
		Yds	Avg					Yds	Avg	TD	
1985 Bears	25	104	4.2		28	1	1	9	9.0	0	15/0

MIKE SINGLETARY 50

Linebacker

Baylor

6th Year

Ht: 6-0

Wt: 228

Born: 10/9/58
Houston, TX



Acquisition: Selected in 2nd round (38th player) of 1981 draft.

1985 SEASON: Made 3rd straight Pro Bowl appearance as starter after earning AP and UPI Defensive Player of the Year honors . . . Named all-NFL by AP, NEA, PFWA; all-NFC by UPI and Football News . . . 2nd on team with 113 tackles, including season-high 14 stops at Green Bay (11/3) . . . Earned NFC defensive player of week award after 7 tackles, 3 sacks and interception vs. Patriots (9/15) . . . Had 6 tackles and 2 fumble recoveries vs. Lions (11/10) . . . Served as defensive captain and signal-caller for third straight year . . . Had 13 tackles and sack in two playoff games; 2 fumble recoveries in Super Bowl. **GAMES PLAYED: 16. GAMES STARTED: 16.**

PRO CAREER: Has started last 71 games including playoffs . . . Consensus all-NFL choice in '83 and '84 while starting in Pro Bowl . . . Led team in tackles in '83 (148) and '84 (116) . . . Career-high 3.5 sacks in '84 . . . Game ball performance in season opener (9/2/84) vs. Bucs when he had 5 tackles and interception . . . 2nd on team with 3 forced fumbles in '84; led team with 4 fumble recoveries in '83 . . . Had 11 tackles, forced fumble, 2 pass deflections and sack vs. Vikings (12/11/83) to earn game ball . . . Tied for 2nd on club with 71 tackles in '82 . . . PFWA, UPI, PFW and Football Digest all-rookie teams in '81 when he started last nine games . . . 10 tackles and forced fumble vs. Chiefs (11/8/81) earned him first pro game ball . . . Piccolo award winner as rookie . . . Bears received choice to draft him from 49ers for 5th round pick and exchange of 2nd round positions to skip past Vikings.

COLLEGIATE, PERSONAL: Consensus all-American at Baylor and consensus SWC "Player of Year" in '79 and '80 . . . Only junior selected to all-SWC team of the 70's . . . Averaged 15 tackles per game over career . . . Set school record with 232 tackles in '78 . . . Posted 20 tackles or more in 4 games; 30 or more 3 times including career-high 33 stops vs. Arkansas . . . Never had less than 10 tackles in game while at Baylor . . . Finalist in '80 Lombardi Trophy voting . . . Tri-captain in '79, captain in '80 . . . Played in Hula and Japan Bowls . . . College stats: 5 interceptions, 662 tackles, 351 solos, 6 fumble recoveries, 18 passes defended . . . Given name Michael (NMI) Singletary . . . Married (Kim) . . . One daughter (Kristen Nicole) . . . Standout at Houston's Worthing H.S. . . . Favorite book: "The Amazing Results of Positive Thinking" by Norman Vincent Peale . . . Has BA degree in management . . . Involved in Fellowship of Christian Athletes, Brian Piccolo Cancer Research and Sports Teams Organized for Prevention of Drug Abuse.

Singletary's Pro Stats

Year/Club	Interceptions		Tkl/ Solo	Fum Rec	Pass Def	Force Fum	Blk Kick	Sack/ Yds	Games/ Starts
	No.	Yds							
1985 Bears	1	23	113.89	3	5	0	0	3/24	16/16
1984 Bears	1	4	116.81	1	4	3	0	3.5/24	16/16
1983 Bears	1	0	*148/118*	4	7	1	0	3.5/23.5	16/16
1982 Bears	0	0	71.61	1	2	1	0	1/9	9/9
1981 Bears	1	-3	72.60	0	4	1	0	0/2	16/9
Career	4	24	520/409	9	22	6	0	11/80.5	73/66

* Team Leader

Singletary's Single Game Highs

Most Tackles: 14 at Green Bay 11/3/85.

Most sacks: 3 vs Patriots 9/15/85.



MATT SUHEY 26

Fullback

Penn State

7th Year

Ht: 5-11

Wt: 216

Born: 7/7/58
State College, PA

Acquisition: Selected in 2nd round (46th player) of 1980 draft.

1985 SEASON: Started all 19 games while enjoying another productive year . . . Rushed for season-high 102 yards on 16 carries vs. Lions (11/10) in game-ball performance . . . Complements Payton and offense well as versatile back who can run, catch and block . . . Outstanding Super Bowl performance included 52 yards on 11 runs and first TD of game on 11-yard scamper up middle; also 1 catch for 24 yards . . . Caught 9-yard TD pass from McMahon in season opener vs. Bucs (9/8) . . . Finished 2nd on team in rushing (471) and 4th in receiving (33 for 295) . . . Had 5 catches at Tampa (10/6), at S.F. (10/13) and vs. Vikings (10/27). **GAMES PLAYED: 16. GAMES STARTED: 16.**

PRO CAREER: Finished 2nd on team in rushing (424) and receiving (41) in '84 while starting all 16 games . . . Key 33-yard catch set up TD in playoff win over Redskins . . . Also caught two TD passes from Payton on halfback option . . . Turned in best statistical season in '83 rushing for 681 yards on 141 attempts . . . Had first 100+ yard game vs. Tampa Bay (11/20/83), rushing 19 times for 112 yards . . . Game ball performance vs. Vikings (12/11/83) after rushing 17 times for 101 yards and passing 74 yards to Payton for TD . . . Became full-time starter in 1981 after starting one game as rookie in (9/28/80) . . . First game ball came after 64-yard, 1 TD effort vs. Chargers (10/25/81) . . . Career-high 9 catches for 87 yards vs. Cardinals (12/19/82) . . . Accounted for 180 combined yards at Pittsburgh—130 by KOR (9/28/80).

COLLEGIATE, PERSONAL: 3rd leading rusher in tradition-rich Penn State history with 2,818 yards, trailing Curt Warner, Lydell Mitchell, but ahead of John Cappelletti and Franco Harris . . . Holds school record for rushing attempts, career (643) . . . Named to UPI's all-East team, honorable mention all-America . . . PSU's leading rushing in '77, '78 and '79 . . . Played in Hula Bowl . . . Caught 39 passes for 328 yards and 2 TD's for Lions . . . Given name Matthew Jerome Suhey . . . Maternal grandfather Bob Higgins was a PSU all-America in 1919, played end for Canton Bulldogs against George Halas and Chicago Staleys in 1921 (Staley's won 10-0), and coached the Lions from 1930-48 . . . Father (Steve) was an all-America guard at PSU in 1947 and played with Jim Finks and Steelers in '49. He was inducted (1985) into the National Football Foundation's College Hall of Fame . . . Brothers Larry (RB) and Paul (LB) were on Lions '76 team with Matt . . . Three-year all-state RB . . . Football captain, lettered in track and wrestling . . . Resides in Highland Park, IL . . . BS degree in marketing . . . Pursuing MBA at Northwestern . . . Involved in Sports Teams Organized for Prevention of Drug Abuse, Chicago Boys Clubs.

Suhey's Pro Stats

Year/Club	No.	RUSHING			No.	RECEIVING			Games/ Starts
		Yds.	Avg.	TD		Yds.	Avg.	TD	
1985 Bears	115	471	4.1	1	33	295	8.9	1	16/16
1984 Bears	125	424	3.3	4	41	309	7.5	2	16/16
1983 Bears	149	681	4.6	4	49	428	8.8	1	16/13
1982 Bears	70	206	2.9	3	36	333	9.3	0	9/9
1981 Bears	150	521	3.5	3	33	168	5.1	0	15/14
1980 Bears	22	45	2.0	0	7	60	8.6	0	16/1
Career	631	2,348	3.7	15	199	1,593	8.0	4	88/69

1980; KOR, 406 yds., 21.4 avg.; 1 PR, 4 yds., 4.0 avg.
Passing: 1-1 74 yds. (1 TD) at Vikings 12/11/83; 1984—0-1.

SUHEY, continued . . .

Suhey's Single Game Highs

Most Rushes: 22 vs Chargers, 10/25/81 (22-64).	Combined Yards: 180 (twice) at Steelers 9/28/80 (130 by KOR, 50 by rushing); at Vikings 12/11/83 (101 rush, 5 rec. 74 pass).
Most Yards Rush: 112 at Tampa Bay, 11/20/83 (19-112)	Most KOR: 6 vs Vikings 9/21/80 (6-115); at Pittsburgh 9/28/80 (6-130).
Long Rush: 39 at Tampa Bay, 11/20/83.	Most Yards KOR: 130 at Pittsburgh 9/28/80 (6-130).
Most Rec.: 9 vs Cardinals, 10/19/82 (9-87).	Long KOR: 31 vs Bengals 12/14/80 (1-31).
Most Yards Rec.: 89 vs Broncos, 10/2/83 (5-89).	
Long Catch: 52 vs Broncos, 10/2/83.	

KEN TAYLOR 31

Defensive Back Oregon State 2nd Year

Ht: 6-1 Wt: 186 Born: 9/2/63
San Jose, CA



Acquisition: Signed as Free agent 5/23/85.

1985 SEASON: Was one of four free agents to make team following training camp . . . Made start for injured Mike Richardson at Green Bay Nov. 3 . . . Finished year with 3 interceptions . . . Picked-off Hogeboom pass to set up final TD vs. Dallas . . . Had 21-yard punt ret. at Minn (9/19) . . . Used as top punt returner in 1st half of season. **GAMES PLAYED: 16. GAMES STARTED: 1.**

COLLEGIATE, PERSONAL: Finished career at Oregon State with 8 interceptions (8th in school history) . . . Led team with 4 thefts in senior year . . . Was all-Pac 10 choice as senior.

Taylor's Pro Stats

Year/Club	No.	Yds.	TD	Tkls. Solo	Fum. Rec.	Pass Def.	Force Fum.	Blk Kick	Sack Yds.	Games/ Starts
1985 Bears	3	28	0	6/6	0	3	0	0	0/0	16/1

Punt Returns

No.	Yds.	Yds.	LG	TD
25	198	7.9	21	0

Taylor's Single Game Highs

Long Intercept: 9 at Dallas 11/17/85.	Most Solos: 3 vs. Minnesota (10/27/85).
Most Deflections: 1 (three times).	Most Tackles: 3 vs. Minnesota (10/27/85).
Most Interceptions: 1 (three times; last at Dallas 11/17/85).	

MATT SUHEY'S FIRST RECEPTION OF 1986 WILL BE THE 200th OF HIS CAREER. HE CURRENTLY HAS 199 WHICH RANKS 9th ON THE BEARS ALL-TIME RECEIVING LIST.



TOM THAYER 57

Guard	Notre Dame	2nd Year
Ht: 6-4	Wt: 280	Born: 8/16/61 Joliet, IL

Acquisition: Signed as free agent 6/5/85.

1985 SEASON: Emerged as Bear starting RG in 4th game vs. Washington after injury to Kurt Becker . . . Completed season as starter in last 13 regular, 2 playoff and Super Bowl games . . . Was selected to PFWA All-rookie team . . . Is expected to make bid for Pro Bowl spot in only 2nd year as Bear . . . Played in a total of 46 games in 1985-86 ending with Super Bowl win; 23 with USFL Blitz, 23 with Bears . . . Earned game ball at SF in 26-10 win (10/13). **GAMES PLAYED: 16. GAMES STARTED: 13.**

PRO CAREER: Was Bears 4th round draft choice in '82 . . . Played 2 years in USFL (Blitz) before joining Bears . . . Played in 10 games as rookie including 8 as starter . . . Received starting nod in final nine games of '83, including playoff game vs. Philadelphia Stars . . . Addition to Blitz front line gave needed boost to offense which averaged 181 net yards rushing per game in finals 8 games of season, compared to 132 yard average in first 10 games prior to his arrival . . . Can bench press over 500 lbs . . . is strongest member of Bear squad.

COLLEGIATE, PERSONAL: All-America standout at Notre Dame . . . Football letters four seasons (1979-82) while playing under head coaches Dan Devine (1979-80) and Gerry Faust (1981-82) . . . Appeared in '81 Sugar Bowl (17-10 loss) . . . Played strong guard slot as senior, but also played tackle and center positions during stint with Fighting Irish . . . Voted Hering Award as top offensive lineman during spring drills as soph, junior and senior . . . Appeared in ND's final six games as frosh to start string of 40 consecutive appearances for Irish including '81 Sugar Bowl . . . Roommate of Dave Duerson when both were sophomores at ND . . . Attended Joliet Catholic High . . . Led School to 33 straight football wins and four consecutive Illinois Class 4A state titles . . . Lettered four times in football as OT, DT . . . Also earned letters in wrestling and track . . . Holds Joliet Catholic record for 51-0 shot.

Thayer's Pro Stats

Total Games 16: 1985 (16)

Total Starts 13: 1985 (13)



CALVIN THOMAS 33

Running Back	Illinois	5th Year
Ht: 5-11	Wt: 245	Born: 1/7/60 St. Louis, MO

Acquisition: Signed as free agent 5/21/82.

1985 SEASON: Shared playing time with Matt Suhey at fullback . . . Had 4 rushing TD's on year including one in three consecutive games (Det., at Dall., Atl.) . . . Best game vs. Atl.; 6 rushes, 27 yds, 1 TD . . . Had 17-yard run vs. Ind. . . Had 3 receptions for 32 yds. vs. Tampa Bay 9/8 . . . Missed 2 games due to injured knee . . . Scored winning TD vs. Colts in 4th quarter . . . Had 7 rushes for 10 yards in 2 playoff games at SF . . . Had 2 carries for 8 yds. in Super Bowl. **GAMES PLAYED: 14. GAMES STARTED: 0.**

THOMAS, continued . . .

PRO CAREER: Had career high 57 yds on 5 rushes vs. Detroit 11/18/84 . . . 37-yd run vs. Lions that was career best . . . Scored first pro TD in season finale vs. Detroit (12/16/84) . . . Played in all 16 games in '84 campaign . . . Played in final 13 games in '83 after recovering from shoulder separation suffered in final pre-season game . . . Primarily used on special teams in '82 and '83 . . . Had 25 yds on 8 carries, 2 catches for 13 yds. in '83 . . . Played in 6 of last 7 games in '82.

COLLEGIATE, PERSONAL: Four-year letterman at Illinois . . . Illini stats: 325 carries, 1,194 yards (3.7 avg.), 8 TD's, 42 catches, 328 yards (7.8 avg) . . . Given name Calvin Lewis Thomas . . . All-state at St. Louis McKinley High . . . Hobbies include basketball, music . . . Sociology and history major.

Thomas' Pro Stats

Year/Club	No.	Rushing			No.	Receiving			Gms/Strs
		Yds.	Avg.	TD		Yds.	Avg.	TD	
1985 Bears	31	125	4.0	4	5	45	9.0	0	14/0
1984 Bears	40	186	4.7	1	9	39	4.3	0	16/0
1983 Bears	8	25	3.1	0	2	13	6.5	0	13/0
1982 Bears	5	4	0.8	0	0	0	0.0	0	6/0
Career	84	340	4.0	4	16	97	6.1	0	49/0

Thomas' Single Game Highs

Most Rushes: 6 vs. Det. 12/16/84 (6-for-4 yds). vs. Atl. 11/24/85 (6-for-26 yds).

Most Yards rush: 57 vs. Det. 11/18/84 (5 rushes).

Long Rush: 37 vs. Det. 11/18/84.

Most Rec.: 3 vs. S.D. 12/3/84 (3-16).

Most Yards Rec.: 16 vs. S.D. 12/3/84.

Long Rec.: 15 vs. T.B. 9/8/85.

CLIFF THRIFT 52

Linebacker E. Central Oklahoma 8th Year

Ht: 6-2 Wt: 235 Born: 5/3/56
Dallas, TX



Acquisition: Signed as a free agent, 7/9/85.

1985 SEASON: Played key role as back-up outside linebacker and valuable special teams player . . . Played in all 16 games and made 1st Bear start at New York (Dec. 14); Marshall had flu . . . Made 2 tackles at Tampa (Oct. 6) and vs. Indianapolis (Dec. 8) . . . Had 1 int., 1 fum. rec., 1 PD vs. Bills in preseason. **GAMES PLAYED:** 16, **GAMES STARTED:** 1.

PRO CAREER: Played back-up role at ILB and special teamer with Chargers before being obtained by Bears . . . Spent 6 years as Charger and started all games at ILB in 1982 . . . '83 off-season hamstring injury forced Thrift to miss all four preseason and 10 regular season games . . . Led Chargers with 95 tackles in '82 . . . Had career-high 15 tackles in Pittsburgh playoff game (Jan. 9, 1982) . . . Strong, aggressive tackler earned his first start in 1981, starting first 5 games and making 38 tackles . . . Chargers' third round draft choice and seventy-third player chosen in 1979 NFL draft.

COLLEGIATE, PERSONAL: Had 538 tackles and 29 QB sacks in four seasons at E. Central Oklahoma . . . Oklahoma small college player of the year in '77 . . . Teammate Mark Gastineau was 2nd round draft pick of NY Jets in '79 . . . Played football for Purcell High Dragons in Purcell, Oklahoma . . . Enjoys three-wheeling and golf in free time . . . Married (Clarice) with a son (Gregory) and daughter (Casey) . . . Resides in Tierrasanta district of San Diego in off-season.

THRIFT, continued . . .

Thrift's Pro Stats

Year/Club	Interceptions			Tkls.		Fum. Rec.	Pass Def.	Force Fum.	Sack Yds.	Games Starts
	No.	Yds.	TD	Solo	Assist					
1985 Bears	0	0	0	9/7	0	0	0	0	0	16/1
1984 Chargers	0	0	0	31/28	0	0	0	0	0/0	16/0
1983 Chargers	0	0	0	9/7	0	0	0	0	0/0	6/0
1982 Chargers	2	16	0	103/62	2	0	0	0	0/0	9/9
1981 Chargers	0	0	0	41/21	0	0	0	0	1/1	7/5
1980 Chargers	1	0	0	27/20	1	0	0	0	1/11	15/0
1979 Chargers	0	0	0	14/10	2	0	0	0	0/0	16/0
Career	3	16	0	234/155	5	0	0	0	2/12	85/15

Thrift's Single Game Highs

Most tkls.: 11 vs. Det. (9/13/81)

QB Sacks: 1 (twice); last at Clev. (9/7/81)

Interceptions: 1, (3 times); last vs. Denver
12/28/82



MIKE TOMCZAK 18

Quarterback

Ohio State

2nd Year

Ht: 6-1

Wt: 195

Born: 10/23/62
Calumet City, IL

Acquisition: Signed as free agent, 5/9/85.

1985 SEASON: Saw action in 6 regular season games plus 4th quarter appearance in Super Bowl as team's third QB . . . Completed only passes in 2 of 4 performance vs. Atlanta (11/24) . . . Pleasant surprise of '85 camp when he joined team as free agent . . . Threw 10 yd. TD pass vs. Cowboys in preseason . . . Touted as potential NFL starter by Mike Ditka and Personnel Director Bill Tobin. **GAMES PLAYED: 6. GAMES STARTED: 0.**

COLLEGIATE, PERSONAL: Three-year starter at Ohio State, leading team to three 9-3 seasons . . . Broke leg (5/5/84) but returned third week of season to lead OSU to Big Ten title and Rose Bowl . . . Second leading passer in Buckeye history in yards (5,569), touchdowns (32), attempts (675), completions (376) and total offense (6,015) . . . Completed 145 of 244 for 1,952 yards as senior . . . Prepped at Thornton Fractional North H.S. in Calumet City, IL . . .

Tomczak's Pro Stats

Year/Club	PASSING					RUSHING				
	Gms/Sts	Att	Com	Pct	Yds	I	TD	Rating	Att	Yds
1985 Bears	6/0	6	2	33.3	33	0	0	52.8	2	3
Career	6/0	6	2	33.3	33	0	0	52.8	2	3

Tomczak's Single Game Highs

Most Yards: 33 vs. Atlanta (11/24/85)

Long Pass: 24 yards vs. Atlanta (11/24/85) to

Most Attempts: 4 vs. Atlanta (11/24/85)

Tim Wrightman

KEITH VAN HORNE 78

Offensive Tackle USC 6th Year
Ht: 6-7 Wt: 280 Born: 11/6/57
Mt. Lebanon, PA



Acquisition: Selected in the 1st round (11th player) of 1981 draft.

1985 SEASON: Continued to play consistently well, starting all 16 games . . . Earned game ball following 26-10 win at S.F. (10/13) as part of offensive line that controlled line of scrimmage . . . Had key block on 17-yard TD run by Payton vs. Niners . . . Started all three post-season games and was graded high. **GAMES PLAYED: 16. GAMES STARTED: 16**

PRO CAREER: Started 14 games in '84, missing two games with pulled hamstring . . . Ankle injury cut short '83 campaign after starting first 10 games . . . Started all 9 games in '82 . . . PFWA, UPI, Football Digest all-rookie choice in '81 when he started last 12 games . . . Played LT in '81 preseason before switching to RT . . . Has missed only 6 games since joining Bears . . . First lineman chosen in '81 draft.

COLLEGIATE, PERSONAL: Runner-up to Pitt's Mark May for '80 Outland Trophy . . . Consensus all-America as senior . . . Academic all-Pac Ten final two seasons . . . Redshirted as freshman in '76 after foot injury . . . Played in Hula Bowl with fellow Bear draftees Mike Singletary and Ken Margerum . . . Trojans were 39-7-2 in his four years . . . '59 shot put . . . Arrived at USC as 230-pound TE . . . Brother Peter was signed by Cubs in '77 as 1B, CF . . . Mother resides in Clarendon Hills (IL) . . . Has BA degree in broadcast journalism . . . Involved in Red Cloud Athletic Fund, Chicago Sports Medicine . . . Part-time disc jockey for WCKG radio in Chicago.

Van Horne's Pro Stats

Total Games: 67, Bears 1981 (14), 1982 (9), 1983 (14), 1984 (14), 1985 (16).
Total Starts: 61, Bears 1981 (12), 1982 (9), 1983 (10), 1984 (14), 1985 (16).
1982: Recovered 1 fumble and made 1 tackle.

HENRY WAECHTER 70

Defensive Tackle Nebraska 5th Year
Ht: 6-5 Wt: 275 Born: 2/13/58,
Dubuque, IA



Acquisition: Signed as a free agent 12/5/84

1985 SEASON: Was waived Sept. 2; then resigned Sept. 4 following IR replacement of TE Pat Dunsmore . . . Recorded safety and final 2 points in 46-10 Super Bowl victory over Patriots; sacked Steve Grogan in end zone . . . Also recorded safety vs. Atlanta (Nov. 24) . . . Finished year with 2½ sacks and 1 forced fumble . . . **GAMES PLAYED: 13. GAMES STARTED: 0.**

PRO CAREER: Was solid late-season replacement ('84) for injured Mike Hartenstine . . . Started 2 games in '84 and played in both playoff games . . . Bears' 7th round draft choice in '82 . . . Started for injured Al Harris at right end vs. Saints (9/19/82) and vs. Cardinals (12/19/82) . . . Played in all 9 games in '82 . . . Waived prior to '83 season . . . Played final 12 games of '83 season with Colts . . . Waived by Colts following 4th game.

WAECHTER, continued . . .

COLLEGIATE, PERSONAL: Two-year starter at Nebraska after transferring from Waldorf (IA) Junior College . . . Had 119 tackles 77 solos as Cornhusker . . . Coaches' defensive player of the game in 31-7 win over Iowa State with 5 solos and an interception which set up TD . . . All-America at Waldorf, J.C. . . . Given name Henry Carl Waechter . . . All-conference DT-DE at Western Dubuque (IA) High . . . Earned business degree from Nebraska in off-season.

Waechter's Pro Stats

Year/Club	Tkls/Solo	Fum. Rec.	Sack/Yards	Games/ Starts
1985 Bears	6/5	0	2.5/17.5	13/0
1984 Colts/Bears	10/8	0	1.5/13	*6/2
1983 Colts	14/9	0	0/0	11/0
1982 Bears	15/10	0	0/0	9/2
Career	45/32	0	4/30.5	39/4

*4 games with Colts



OTIS WILSON 55

Linebacker Louisville 7th Year

Ht: 6-2 Wt: 232 Born: 9/15/57
New York, NY

Acquisition: Selected in 1st round (19th player) of 1980 draft.

1985 SEASON: Had best season as pro enroute to Pro Bowl appearance . . . Voted to AP 2nd Team all NFL, UPI 1st Team all-NFC; College & Pro Football Newsweekly 2nd Team; Football News All-NFC . . . Recorded 2 sacks in Super Bowl win over Pats . . . Had 13 tackles, 1 forced fumble, 1/2 sack in 2 playoff wins . . . Received game ball vs. Minn (10/27) for recording 1 int. (23 yards for TD), 3 tkls., 1 assist, 1 PD and 2 sack (-12 yds) . . . Finished year with 3 pick-offs . . . Had 5 tkls., 2 sacks, 5 hurries vs. Dallas; earned SI & NFC player of the week honors . . . Had 1st career safety vs. Packers (10/21) . . . Had key sack vs. Colts in 4th quarter in 17-10 win . . . Was NFC Defensive player of the month in November; 16 tackles, 2 1/2 sacks, 2 PD's . . . Finished year 4th on team in tackles (69) and 2nd on team in sacks (11 1/2). **GAMES PLAYED: 16. GAMES STARTED: 16.**

PRO CAREER: Finished 5th on team in tackles (61) and fourth in sacks (7 1/2) in '84 . . . Consistent play earned Wilson game balls vs. Green Bay (9/16/84) and New Orleans (10/7) . . . Season highs of 10 tackles vs. Rams (11/11/84) and two sacks vs. Detroit (12/16) . . . Had 9 tackle, 1 1/2 sack performance vs. Raiders (11/4/84) . . . Pulled groin vs. Seattle (9/23/84) and missed game vs. Dallas (9/30) . . . Team's 2nd leading tackler in '81 (81); third leading tackler in '83 (100) . . . Had 39-yard interception return to TD vs. Tampa Bay (1/2/83) . . . Made 1st pro start in finale of rookie season vs. T.B. in place of injured Jerry Muckensturm and responded with 7 solos and pick-off . . . 1st career theft came against Archie Manning (9/14/80), first sack off Gary Danielson (10/19/80) . . . 1st linebacker, 19th player selected in '80 draft.

COLLEGIATE, PERSONAL: NEA, Sporting News All-American at Louisville . . . Made 175 tackles as senior enroute to breaking two of Doug Buffone's tackling marks . . . Ranks 2nd to Buffone in career tackles (495-485) . . . Also had 10 interceptions, 8 fum. recoveries . . . Defensive MVP in '77 Independence Bowl . . . Played in East-West, Senior Bowl games . . . Spent freshmen year at Syracuse before transferring . . . Given name: Otis Ray Wilson . . . Nickname: Big O . . . One son (Quincy), one daughter (Chyla) . . . Prepped at Brooklyn Thomas Jefferson High . . . Grew up in Brownsville neighborhood which produced John Brockington, basketball star Lloyd B. Free and WBA champ Eddie Mustafa Muhammad . . . Hobbies include hunting and basketball.

WILSON, continued . . .

Wilson's Pro Stats

Year/Club	Interceptions			Tkls/ Solo	Fum. Rec.	Pass Def.	Force Fum.	Blk Kick	Sack/ Yds.	Games/ Starts
	No.	Yds.	TD							
1985 Bears	3	35	1	69/54	2	5	0	0	11.5/79.5	16/16
1984 Bears	0	0	0	61/47	0	3	1	0	7.5/75	15/15
1983 Bears	1	6	0	100/84	0	7	2	0	3/30	16/16
1982 Bears	2	39	1	40/31	0	1	0	0	2/9	9/9
1981 Bears	0	0	0	81/65	3	3	2	1	0/0	15/12
1980 Bears	2	4	0	15/13	0	1	0	0	2/18	16/1
Career	8	84	2	366/294	5	20	5	1	26/211½	87/69

Wilson's Single Game Highs

Most Tackles: 10 (5 times); last at Rams 11/11/84. Most Solos: 10 vs. 49ers (11/27/83).
 Long Fumble Return: 31, vs. Rams (9/28/81).
 Most Interceptions: 1 (8 times; last vs. Det. (11/24/85).
 Long Interception return: 39t vs. Tampa Bay (1/2/83).
 Most Sacks: 2 (three times); last at Dallas 11/17/85.

TIM WRIGHTMAN 80

Tight End UCLA 2nd Year

Ht: 6-3 Wt: 235 Born: 3/27/60, Harbor City, CA



Acquisition: Signed as free agent 3/28/85.

1985 SEASON: Saw action in all 16 regular season games, 2 playoffs and Super Bowl . . . Finished season with 3rd best yard per catch average (17.0) on team . . . Caught first career TD pass from McMahon (13 yds.) at Jets (12/14) in 19-6 win . . . 49 yard catch vs Patriots (9/15) was season long . . . Key 17-yard reception at Green Bay (11/3) set up winning TD . . . Caught 17 passes, 287 yards over last 11 games . . . Made first career NFL start at 49ers and finished with 3 catches, 56 yards . . . Also started vs. Lions . . . Earned game ball at Jets for 4 catch, 37-yard performance (1 TD) . . . Also had 2 rec., 61 yards at Dallas . . . Finished preseason as teams' leading receiver—5 catches, 107 yards, 21.4 avg . . . Had 2 catches, 54 yards in 2 playoff tilts at Soldier Field . . . **GAMES PLAYED: 16. GAMES STARTED: 2.**

PRO CAREER: Originally drafted by Bears in 3rd round of '82 draft. Signed with Blitz to become first player in USFL . . . Had 6 catches in injury-riddled USFL stint.

COLLEGIATE, PERSONAL: All-American at UCLA where he caught 73 passes and 10 TD's in career. Only 5th player in Bruin history to receive unanimous all-American honors . . . All-Pac 10 as junior and senior . . . Aspires to be a sportscaster in future.

Wrightman's Pro Stats RECEIVING

Year/Club	No.	Yds.	Avg.	TD	Gms/Sts.
1985 Bears	24	407	17.0	1	16/2
Career	24	407	17.0	1	16/2

Wrightman's Single Game Highs

Long Catch: 49 yds. vs. Patriots (9/15/85) Most Yards: 74 vs. Patriots (9/15/85)
 Most Caught: 4 at New York Jets (12/14/85) Most TD's: 1 at New York Jets (12/14/85)

1986 Bear Draft Choices

ROUND	PLAYER	ROUND	PLAYER
1	Neal Anderson	6	Jeff Powell
2	Vestee Jackson	7	Bruce Jones
3	David Williams	8	Maurice Douglass
4	Paul Blair	9	John Teltschik
5	Lew Barnes	10	Barton Hundley
		11	Glen Kozlowski



NEAL ANDERSON 35

Running Back Florida Rookie

Ht. 6-0 Wt: 210 Born: 8/14/64,
Graceville, FL

Acquisition: Selected in the 1st round (27th player) of 1986 draft.

SENIOR SEASON: His 1,034 yards rushing was second to Auburn's Bo Jackson in SEC . . . Became only eighth back in SEC history to surpass 3,000 yards rushing . . . Was only the 2nd UF runner to rush for over 1,000 yards in a single season . . . Set record for receiving yardage in a single game by a Florida running back when he gained 107 yards on three catches vs. SW Louisiana . . . Had season high 160 yards vs. Tennessee . . . Completed 51-yard halfback option TD pass against LSU and was named "Offensive Player of the Week" by Gators coaching staff . . . Also had 134 yards, his 2nd highest output of year vs. Miss. State . . . Had season high 61-yard run vs. Miss. State . . . Ranks 1st on Florida's all-time rushing list with 3,234 yards . . . Ranks 1st on Florida's all-time rushing TD list with 30; all-time TD list with 32 . . . 5th on all-time total yardage list with 3,331 . . . 1st on all-time all-purpose yards list with 3,785 . . . 1st on all-time rushing list with 14 100-yard games . . . His 5.1 career rushing avg. ties him for fourth in the SEC with former Auburn and current Buffalo Bills' RB Joe Cribbs.

COLLEGIATE, PERSONAL: Was AP Honorable Mention All-American, AP 2nd team All-SEC in '84 . . . Had 916 rushing yards which was 2nd best single season effort in UF history . . . Had 178 yds. on 23 carries (7.7 avg.) vs. Tenn. . . Also had 157 and 105 yards vs. Tulane and Cincinnati respectively in '84 . . . Was UF's leading rusher in '83 with 835 yards on 162 carries for 9 TD's in '83 . . . Set UF record for most yards rushing in a season as a sophomore . . . Broke 1,000 career yard barrier as sophomore, only second player to do so at UF . . . Had 3 100-plus yard games in '83 . . . Had a run of 76 yds (TD) vs. LSU . . . Was named 2nd team All-SEC . . . Had 403 yards and 6 TD's in final three Gator games of freshman season . . . Finished year with 449 yards on 82 carries (5.5 avg.) . . . Had 197 yards (33 carries) and 3 TD's in 1st collegiate start vs. Kentucky . . . 197 yards broke freshman record set by J.L. Williams . . . Prepped at Graceville H.S.; rushed for 1,200 yds., 22 TD's and led team to 10-2 mark in senior year . . . All-State pick . . . Won the 100, 220 and high jump at state track meet . . . Shares team record in vertical jump at 38½" . . . Member of FCA . . . Served as Student Senator for the Florida Student Government . . . Was PR and Journalism major . . . Born Charles (Neal) Anderson.

Anderson's College Stats

Year/College	No.	Yds.	Rushing			No.	Yds.	Receiving		
			Avg.	TD	LG			Avg.	TD	LG
1985 Gators	238	1,034	4.3	8	61	25	349	11.4	1	70
1984 Gators	157	916	5.8	7	80	5	48	9.6	1	14
1983 Gators	162	835	5.2	9	76	10	75	7.5	0	18
1982 Gators	82	449	5.5	6	63	6	53	8.8	0	13
TOTALS	639	3,234	5.1	30	80	46	525	11.4	2	70

VESTEE JACKSON 24

Cornerback Washington Rookie

Ht: 6-0 Wt: 186 Born: 8/14/63
Fresno, CA



Acquisition: Selected in 2nd round (55th player) of 1986 draft.

SENIOR SEASON: Regarded as one of nation's top cornerbacks ... 1st-team all-Pac Ten ... One of four Husky captains ... Played in Hula Bowl ... Career-high 54 tackles in '85 ... Had 34-yard interception return vs. USC and 25-yard return of interception against BYU ... Most valuable DB on team.

COLLEGIATE, PERSONAL: 2nd team all-Pac Ten as junior after grabbing 5 interceptions. ... Led Huskies in takeaways (5 ints, 4 FR) as junior ... Had 13 career interceptions to rank 3rd in Husky annals ... Had 66-yard TD off interception vs. Arizona in '84. ... Led team in fumble recoveries in final three seasons ... Also standout in basketball and track ... Competed against Bear cornerback Ken Taylor in California State High School track meet in triple jump; Taylor finished 3rd, Jackson 4th ... Gained 1,300 yards as senior tailback at Fresno H.S.


Jackson's College Stats

Year	Tkls/Solo	Int	Fum Rec.	Fum Force	Pass Def.	Tkls/Loss
1985 Huskies	54/39	4	0	0	6	1/1
1984 Huskies	34/21	5	4	1	6	1/2
1983 Huskies	37/22	4	0	0	4	1/1
Totals	125/82	13	4	1	16	3/4

DAVID WILLIAMS 81

Wide Receiver Illinois Rookie

Ht: 6-3 Wt: 190 Born: 6/10/63
Los Angeles, CA



Acquisition: Selected in 3rd round (82nd player) of 1986 draft.

SENIOR SEASON: Caught 85 passes to rank 3rd in country and first among WR's ... Had 60-yard TD catch in Peach Bowl vs. Army ... Selected AP and UPI all-Big Ten Teams.

COLLEGIATE, PERSONAL: Consensus all-America as junior after leading nation with 101 catches, the 2nd highest total in major college history ... Set Illini record for yards gained receiving (1,278) in '84 ... Shattered virtually every school receiving record and bettered the previous Big Ten career mark by 64 catches ... NCAA's 2nd leading all-time receiver with 245 catches and 4th in yards with 3,195 ... Brother Oliver was Bears' 12th round choice in '83 draft and now plays for Indianapolis Colts; brother Steven is sophomore receiver for Illini ... Transferred from L.A. Harbor J.C. after 870 yards and 13 TD's in one season as WR ... Didn't play high school football until persuaded by Oliver, then caught 34 passes for 9 TD's as senior.

Williams' College Stats

Year	No	Yds	Avg	TD	LG
1985 Illini	85	1,047	12.3	8	55
1984 Illini	101	1,278	12.7	8	62
1983 Illini	59	870	14.7	6	77
Totals	245	3,195	13.0	22	77



PAUL BLAIR 68

Offensive Tackle Oklahoma State Rookie

Ht: 6-4 Wt: 290 Born: 8/3/63
Edmund, OK

Acquisition: Selected in 4th round (110th player) of 1986 draft.

SENIOR SEASON: AP, UPI All-Big Eight selection . . . Regarded as one of top linemen in conference . . . Started all 11 games plus Gator Bowl despite nagging hamstring injuries.

COLLEGIATE, PERSONAL: Has started every game since end of '83 season . . . State has won 27 games and two bowl games in that period (Blue Bonnet and Gator) . . . Avid weight lifter who bench presses over 400 pounds . . . All-conference as junior by AP, honorable mention by UPI . . . AP honorable mention all-American by AP in '84 . . . Enrolled as 225 lb freshman . . . Played just one year of high school football.



LEW BARNES 92

Wide Receiver Oregon Rookie

Ht: 5-8 Wt: 163 Born: 12/27/62
Long Beach, CA

Acquisition: Selected in 5th round (139th player) of 1986 draft.

SENIOR SEASON: 1st Team all-America by Football News and Football Writers of America . . . 1st-team All-Pac Ten for third time . . . Caught 50 passes including a career-high 9 for 183 yards and 1 TD at San Diego State . . . Had 5 catches for 49 yards in East-West Shrine Game . . . Team MVP.

COLLEGIATE, PERSONAL: Became first Oregon receiver to accumulate more than 2,000 yards receiving (2,048) . . . Three-time all-Pac Ten choice . . . Caught at least one pass in all 32 games he played at Oregon . . . Tied school mark for most receiving career TD's (18); first set by Ahmad Rashad . . . MVP as sophomore . . . Played DB at San Diego Mesa JC . . . Red-shirted after transferring . . . Played RB and DB as prep.

Barnes' College Stats

Year	No.	Receiving			No.	Punt Returns			LG
		Yds	Avg	TD		Yds	Avg	TD	
1985 Ducks	50	789	15.8	6	15	83	5.5	0	25
1984 Ducks	37	634	17.1	7	21	199	9.5	0	40
1983 Ducks	30	625	20.8	5	25	323	12.5	1	69
Totals	117	2048	17.5	18	61	605	9.9	1	69

THE 1986 BEARS WILL PLAY A ROAD GAME FOLLOWING
EACH OF THE THREE MONDAY NIGHT GAMES

JEFF POWELL 30

Running Back Tennessee Rookie

Ht: 5-10 Wt: 170 Born: 5/27/63
Nashville, TN

Acquisition: Selected in 6th round (167th player) of 1986 draft.



SENIOR SEASON: Joined UT in time for the fall workouts and was pleasant surprise . . . Scored on 60-yard dash for TD vs. Miami in Sugar Bowl win . . . Spent two seasons at William & Mary before he decided to enter UT to run on widely acclaimed Tennessee track team . . . Finished second on team in rushing with 235 yards on 55 carries, an average of 4.3 yards per carry . . . Gained 88 yards on 16 carries against Kentucky, and picked up 60 yards on 13 attempts vs. Ole Miss . . . Finished fourth in the 110-meter hurdles at the '84 NCAA Indoor Championships . . . Also returned kickoffs for the Vols, running seven kicks back for a 20.7 avg.

COLLEGIATE, PERSONAL: Product of Nashville's Whites Creek High School, he originally attended William & Mary . . . He received a scholarship for his senior year at UT . . . Never played football until his senior year at UT.

Powell's College Stats

Year/Club	No.	Yds.	Rushing			No.	Yds.	Receiving		
			Avg.	TD	LG			TD	Avg.	LG
1985 Vols	55	235	4.3	0	19	3	15	0	5.0	13
Kickoff Returns										
No.	Yards		Avg.		TD's		LG			
7	145		20.7		0		27			

BRUCE JONES 32

Safety North Alabama Rookie

Ht: 6-1 Wt: 195 Born: 12/26/62
Courtland, AL

Acquisition: Selected in 7th round (194th player) of 1986 draft.



SENIOR SEASON: Named 1st team all-America by Football Coaches Association . . . Also named to Kodak and AP all-America squads . . . Only 2nd player in school history to be named to three all-America teams . . . Blocked 6 punts and scored 1 TD on punt return.

COLLEGIATE, PERSONAL: Strong junior season included 43 tackles, 5 interceptions and 8 passes defended . . . Returned interceptions for TD's in consecutive games against West Georgia and Valdosta State . . . Teammate of Louis Billips, Bengals' 2nd round choice in NFL draft . . . All-state selection in football and basketball at Courtland H.S.

Jones' College Stats

Year/Club	Tkls/Solo	Int	Yds	TD	FR	PD
1985 Lions	55/30	2	30	1	0	8
1984 Lions	43/26	5	51	2	0	8
1983 Lions	32/21	2	54	1	1	2
1982 Lions	34/21	1	37	0	1	5
Totals	164/98	10	172	4	2	23



MAURICE DOUGLASS 36

Defensive Back Kentucky Rookie

Ht: 5-11 Wt: 200 Born: 2/12/64
Trotwood, Ohio

Acquisition: Selected in 8th round (222nd player) of 1986 draft.

SENIOR SEASON: Second on Wildcat team with 3 interceptions . . . Led team in interception return yards with 57 . . . Started all 11 games at cornerback.

COLLEGIATE, PERSONAL: Emerged as starter in third game of junior year . . . Had two interceptions vs. Rutgers and LSU as junior . . . Transferred from Coffeyville Community College (Kansas) where he was 1st-team Grid Wire All-America and member of national and bowl championship team.

Douglass' College Stats

Year/Club	Tkls	Solo	Int
1985 Wildcats	41	30	3
1984 Wildcats	29	20	2
Totals	70	50	5



JOHN TELTSCHIK 10

Punter Texas Rookie

Ht: 6-1 Wt: 207 Born: 3/8/64
Floresville, TX

Acquisition: Selected in 9th round (251st player) of 1986 draft.

SENIOR SEASON: Led the SWC in punting with a 41.8 yard net average . . . Punted 58 times for 2,621 yds. and an overall average of 45.2 yards per punt . . . Finished 2nd in SWC overall to Steve Kidd from Rice . . . Is a bare foot punter.

COLLEGIATE, PERSONAL: Was a consensus All-SWC pick in '84, and honorable mention all-America . . . Averaged 43.8 per punt on 67 kicks, but even more impressive was net avg. of 41.3 . . . Set single game record averaging 54.8 yds per kick on 6 punts against Texas Tech. . . . Broke old record held by Russell Erxleben of 54.2 yds set against SMU in '76 . . . Good athlete who could play safety . . . All-state punter in H.S. in addition to earning all-district honors as wide receiver and safety . . . Also all-state baritone player in H.S. . . . SAID COACH FRED AKERS: "John is much more than a punter, he is a team leader. First of all, he has great confidence and he is cool and calm in every situation. He can flat put the ball where he wants to." Majored with degree in Business.

Teltschik College Stats

Year/Team	Games	Punts	Yards	Avg.	LG
1985 Longhorns	11	58	2,621	45.2	81
1984 Longhorns	11	67	2,935	43.8	73
1983 Longhorns	11	63	2,753	43.7	67
1982 Longhorns	11	29	1,187	40.9	66
Totals	44	217	9,496	43.8	81

BARTON HUNDLEY 37

Safety Kansas State Rookie

Ht: 5-11 Wt: 187 Born: 9/19/63
Clay Center, KS

Acquisition: Selected in 10th round (278th player) of 1986 draft.



SENIOR SEASON: All-Big Eight selection and captain of Wildcats . . . Led team with 6 interceptions including a 53-yard TD return . . . Also led team with 8 passes defended and paced secondary with 136 tackles.

COLLEGIATE, PERSONAL: AP and UPI all-league selection in 1984 . . . Big Eight player of week after 15 tackles, interception returned for 25 yards and pass defended vs. Oklahoma as junior . . . Career-high 22 tackles in '84 vs. Oklahoma State . . . Sat out '83 season with grade deficiencies . . . Played in 12 games in '82 . . . All-state and all-league at Clay Center H.S.

Hundley's College Stats

Year/Club	Games	Tkls Solo	Int	Pass Def.	Fum Rec.	Fum Force	Kicks Blk.
1985 Wildcats	11	136/75	6	8	1	1	0
1984 Wildcats	11	133/97	1	7	2	1	1
1982 Wildcats	12	18/6	1	2	0	0	0
1981 Wildcats	7	27/15	1	0	0	1	0
Totals	41	314/193	9	17	3	3	1

GLEN KOZLOWSKI 93

Wide Receiver BYU Rookie

Ht: 6-1 Wt: 193 Born: 12/31/62
Honolulu, HI

Acquisition: Selected in 11th round (306th player) of 1986 draft.



SENIOR SEASON: Played in only 5 games due to knee injuries suffered September 21 (vs. Temple) and Nov. 2 (vs. Wyoming) . . . Tore anterior cruciate ligament in right knee and had surgical repair performed in January . . . Caught 23 passes for 436 yards and 2 TD's.

COLLEGIATE, PERSONAL: All-WAC selection as junior after finishing 2nd on team with 55 catches for 879 yards and 11 TD's . . . Honorable mention all-America by Football News . . . Had 8 catches for 162 yards and TD vs. Utah in best outing as junior . . . 3 TD's vs. New Mexico in '84 . . . Had 9 grabs for 188 yards vs. San Diego State in '83 . . . Caught 29 passes for 376 yards in freshman year when Jim McMahon was quarterback . . . Older brother Mike played at Colorado and currently plays safety for Miami Dolphins.

Kozlowski's College Stats

Year	Receptions	Yards	TD's	Catch per game
1985 Cougars	23	436	2	4.6
1984 Cougars	55	879	11	4.6
1983 Cougars	29	532	5	2.6
1982 DNP				
1981 Cougars	29	376	5	2.6
Totals	136	2,223	23	4.3

1986 Free Agents

EGYPT ALLEN 43 DB 6-0 203

TCU

Acquisition: FA 5/21/86

Born: 7/28/64, Dallas, TX

Became full-time starter at free safety as senior . . . Played considerable amount at safety and on special teams in '84 . . . Prep all-American at Dallas' South Oak Cliff H.S.

MARVIN AYERS 69 DE 6-5 255

Grambling

Acquisition: FA 5/21/86

Born: 9/12/63, Dallas, TX

Recorded 58 tackles (35 solos, 23 assists) in his two-year stint at Grambling . . . Attended SMU from 1981-83 . . . Good size and quickness make him effective pass rusher.

MARK BAKER 93 DT 6-5 267

Angelo State

Acquisition: FA 5/21/86

Born: 11/1/62, Odessa TX

'85 second team all-Lone Star Conference member . . . Has excellent quickness and strength . . . Had 6 QB sacks in senior year . . . Became full-time starter after appearing in all 11 Ram games as a junior . . . Majored in physical education.

SYLVESTER BYRD 95 TE 6-3 236

Kansas

Acquisition: FA 5/16/86

Born: 5/1/63, Kansas City, KS

Performed in '85 Blue-Grey Classic . . . Caught 20 passes as senior and 47 in Jayhawk career . . . Spent six weeks at Marine officer training candidates school in Virginia . . . Lettered in football, basketball, track, and wrestling in H.S.

JACK CAMERON 40 DB 6-0 182

Winston-Salem

Acquisition: FA 5/21/86

Born: 11/5/61, Roxboro, NC

Released by Bears before '85 season (8/27/85) . . . Only free agent to sign with Bears prior to '84 season and make team . . . Was used primarily as a kick-off returner in '84 but saw some action at receiver . . . Led Bears in KOR's in '84 with 485 yards on 26 returns . . . Also caught 1 pass for 13 yards in '84 . . . Four-year letterman at Winston-Salem . . . All-Conference, all NAIA 1982-83.

DOUG DONLEY 96 WR 6-1 180

Ohio State

Acquisition: FA 5/21/86

Born: 2/6/59, Cambridge, OH

Was released by Dallas in '85 preseason after a four-year stint . . . Caught 55 passes in four pro seasons including career-high 32 receptions in 1984 . . . 2 TD grabs in both '83 and '84 . . . Dallas' 2nd round draft choice in 1981 . . . Has pro experience returning punts and kickoffs . . . Has great speed . . . Led OSU in receiving his last three years . . . Owned a 21.2 yard average per catch in his career as Buckeye . . . Nickname "White Lightning."

MIKE DWYER 75 DT 6-2 265

Massachusetts

Acquisition: FA 5/21/86

Born: 6/13/63, Boston, MA

First team all-Yankee Conference, AP first team Division I-AA all-America, and Division I-AA all-East team as a senior . . . Led team in both fumble recoveries (4) and sacks (12½) in his final year as collegian . . . Recorded 53 solo tackles and had 37 assists in '85 campaign.

GARY HASHAWAY 24 RB 5-11 194 Southern Methodist**Acquisition:** FA 6/11/86**Born:** 11/7/62, Pittsburg, TX

Back-up tailback to Eric Dickerson and Craig James early in career . . . Gained 125 yards on 36 carries as senior . . . Used primarily as receiver out of backfield for Mustangs . . . Nicknamed "Hash" . . . Majored in Criminal Justice.

CHRIS JACKSON 69 C 6-4 250 Southern Methodist**Acquisition:** FA 5/21/86**Born:** 8/21/61, Suffern, NY

Had previous tryouts the Kansas City Chiefs (D-11, '85) and the San Francisco 49ers . . . Anchored Mustangs line as three-year starter blocking for Eric Dickerson . . . All-conference selections at Stratford H.S. in Houston, Texas . . . Possesses good upper body strength.

HENRY JACKSON 44 LB 6-0 225 Angelo State**Acquisition:** FA 5/16/86**Born:** 5/25/63, Parkland Garland, TX

Named 1985 Lone Star Conference Defensive Lineman of the year . . . All-America choice by Football News and Kodak . . . Led '85 Rams in tackles with 80 . . . Unanimous all-Lone Star Conference first team choice . . . Selected to AP Little all-America team . . . Majored in physical education.

STEVE JACOBSON 60 DT 6-3 245 Abilene Christian**Acquisition:** FA 5/16/86**Born:** 11/18/62 Corpus Christi, TX

Honorable mention all-Lone Star Conference as junior . . . Was three-year starter for Abilene . . . Collected 80 solo tackles and assisted in 70 more during his career . . . Threw discus for schools' track team . . . Also attended Texas A&M and Blinn Junior College.

GORDON JONES 90 WR 6-0 190 Pittsburgh**Acquisition:** FA 5/21/86**Born:** 7/25/57, Tampa, FL

Ranks number two on Pitt's all time receiving yards list behind Dwight Collins . . . Led team in pass receptions (45) in his final year as a Panther . . . Has had NFL experience with Tampa Bay ('79-'83), LA Rams ('83-'84), and LA Raiders ('85 preseason) . . . Bucs' 2nd round draft choice in '79 . . . Led Bucs with 48 catches in '80 . . . Nicknamed "Too Much" because of his many talents.

DON KINDT 98 TE 6-7 258 Wisconsin-LaCrosse**Acquisition:** FA 2/12/86**Born:** 3/9/61, Milwaukee, WI

Had tryout with Bears as free agent last year but was waived on 8/27/85 . . . Caught 59 career passes for 730 yards in run-oriented attack at UW-L . . . 6th round choice of Oakland Invaders of USFL . . . Son of former Bears' 1st round choice Don Kindt (1947).

KEN KNAPCZYK 94 WR 5-11 190 Northern Iowa**Acquisition:** FA 5/16/86**Born:** 4/21/63, Mokena, IL

Was top junior college receiver (Joliet Community College) . . . Is known for blocking ability . . . Prepped at Lincoln-Way H.S. in New Lenox, IL . . . Played semi-pro football last season.

JEFF McKINNEY 37 HB 5-10 199**Western Illinois****Acquisition:** FA 5/16/86**Born:** 12/7/63, Peoria, IL

CoSIDA/GTE first team academic all-American . . . Named WIU most outstanding athlete as junior and senior . . . Transferred from Illinois Valley Community College where he was a second team all-American . . . Maintained a 3.73 GPA at WIU.

JEFF MILLER 11 6-3 216**Indiana State****Acquisition:** FA 5/16/86**Born:** 3/14/63, Decatur, IN

Holds 15 ISU records . . . Maintains MVC records of career offensive yardage (7,176) and career offensive plays (1,341) . . . Was 1985 Rhodes scholarship candidate . . . Honored as MVC "Offensive Player of the Year" in 1984 and 1985 . . . Named to MVC all-Academic team during all four years (1982-1985).

BRUCE MONTELLA 46 DB 5-11 190**Univ. of Chicago****Acquisition:** FA 5/21/86**Born:** 7/6/64, Lansing, IL

Football News Div III first-team all-America . . . Led all NCAA Division III rushers in '85 with an average of 152.4 yds. per game . . . Was named SI "Offensive Player of the Week" after rushing for 305 yds. (40 att.) on 9/21/85 . . . Attended Thornton Fractional South H.S. in Lansing, IL.

LEVELLE MOORE 65 G 6-2 270**Grambling****Acquisition:** FA 5/16/86**Born:** 6/7/64, Eatontown, NJ

A consistent performer at offensive guard . . . Also saw action as special teamer during senior year and recorded five tackles . . . Performed on the GSU track and field team . . . All-New Jersey selection as prep.

CALVIN MURRAY 32 RB 5-11 182**Ohio State****Acquisition:** FA 6/11/86**Born:** 10/18/58, Middle Township, NJ

Eagles' 4th round draft choice 1981 . . . Played for Denver Gold of USFL in 1984 . . . Had tryout with Canadian Football League team in 1985 . . . Did not play professional football last year . . . Is currently 4th on Buckeyes' all-time rushing list with 2,576 yards.

JOE SPIVAK 64 G 6-0 288**Illinois State****Acquisition:** FA 2/12/86**Born:** 2/19/62, Chicago, IL

Tried out for Bears last season at OG and was released on 8/27/85 . . . Two time all MVC selection at Illinois State where he played guard . . . Captain as senior . . . Drafted by Birmingham Stallions but released before '84 season . . . Attended Oak Forest (IL) H.S.

TIM STRACKA 97 TE 6-4 220**Wisconsin****Acquisition:** FA 5/21/86**Born:** 9/27/59, Madison, WI

Had NFL experience with Cleveland Browns in '83 and '84 . . . Named to Big Ten's all-academic first team in 1979, 1980, and 1982 . . . Awarded 1982 Independence Bowl Academic Player Trophy . . . All-state performer in both basketball and football at Madison (WI) West H.S.

MARK TAGART 67 LB 6-4 225**Illinois****Acquisition: FA 5/21/86****Born: 11/15/62, San Jose, CA**

Joined Illini after transferring from San Jose City College (CA) . . . Was SJCC MVP in '82 . . . Led Illinois with 60 solo tackles and 80 total in 1985 . . . UPI second-team all-Big Ten as senior.

GEARLD TAYLOR 64 LB 6-2 235**TCU****Acquisition: FA 5/21/86****Born: 4/23/64, Dallas, TX**

Three-year letterman at TCU . . . Played tight end and linebacker in H.S. . . . Was Parade all-American as prep . . . One of three TCU free agents in camp.

DON THORP 96 DT 6-4 255**Illinois****Acquisition: FA 2/12/86****Born: 7/10/62, Chicago, IL**

All-America choice by Football Writers and Sporting News as a senior . . . UPI Most Valuable Player in Big-Ten . . . Played in 5 games for Saints in 1984 before injury sidelined him . . . Saints 5th round choice in '84 . . . Waived in '85 preseason . . . Earned B.A. in business . . . Attended Buffalo Grove H.S. (IL).

DARRON TURNER 65 DT 6-2 275**TCU****Acquisition: FA 5/21/86****Born: 11/1/63, Houston, TX**

Tremendous strength and quickness . . . Was co-leader in sacks as junior after missing sophomore year . . . Gained freshman all-American honors in '82 . . . Son of former Texas Southern and Buffalo Bill great Jay Gould Turner.

RILEY WALTON 49 TE 6-3 230**Tennessee State****Acquisition: FA 5/16/86****Born 8/6/62, Nashville, TN**

Caught 57 passes for 807 yds. in 3 seasons with Tigers . . . Enjoys playing basketball . . . Has strong hands . . . Nicknamed "John Boy" . . . Played one-year as collegian with Richard Dent.

VERNON WILLIAMS 38 FB 6-0 218**Rutgers****Acquisition: FA 5/16/86****Born: 2/27/64, Trenton, NJ**

Rushed for 1033 yards (238 att.) in his four-year college career . . . Was also used as receiver out of backfield . . . Good speed, good blocker.

ED ZEMAN 47 DB 6-1 195**Ft. Lewis****Acquisition: FA 5/21/86****Born: 9/25/63, Denver, CO**

Named to Rocky Mountain Athletic Conference second team all-Conference squad as senior . . . Recorded 40 tackles and had team leading 3 interceptions for Fort Lewis in '85 . . . Father (Bob) is presently a linebacker coach for the L.A. Raiders.

Final 1985 Statistics

REGULAR SEASON

RESULTS AND ATTENDANCE (ACTUAL)

S 8 (S)	Chicago 38, Tampa Bay 28	57,828
S 15 (S)	Chicago 20, New England 7	60,533
S 19 (MN)	Chicago 33, Minnesota 24	61,242
S 29 (S)	Chicago 45, Washington 10	63,708
O 6 (TB)	Chicago 27, Tampa Bay 19	51,795
O 13 (SF)	Chicago 26, San Francisco 10	60,523
O 21 (S)	Chicago 23, Green Bay 7	65,095
O 27 (S)	Chicago 27, Minnesota 9	63,815
N 3 (GB)	Chicago 16, Green Bay 10	55,343
N 10 (S)	Chicago 24, Detroit 3	53,467
N 17 (DA)	Chicago 44, Dallas 0	63,855
N 24 (S)	Chicago 36, Atlanta 0	61,769
D 2 (MI)	Miami 38, Chicago 24	75,594
D 8 (S)	Chicago 17, Indianapolis 10	59,997
D 14 (NY)	Chicago 19, New York Jets 6	74,752
D 22 (DT)	Chicago 37, Detroit 17	74,042

TEAM STATISTICS

	BEARS	OPPONENTS
TOTAL FIRST DOWNS	343	236
Rushing	176	74
Passing	145	141
Penalty	22	21
3rd Down: Made/Att.	85-219	61-205
4th Down: Made/Att.	5-13	6-16
TOTAL NET YARDS	5837	4135
Avg. Per Game	364.8	258.4
Total Plays	1085	945
Avg. Per Play	5.4	4.4
NET YARDS RUSHING	2761	1319
Avg. Per Game	172.6	82.4
Total Rushes	610	359
NET YARDS PASSING	3076	2816
Avg. Per Game	192.3	176.0
Tackled/Yds. Lost	43-227	64-483
Gross Yards	3303	3299
Attempts/Completions	432-237	522-249
Pct. of Completions	54.9	47.7
Had Intercepted	16	34
PUNTS/AVERAGE	68-42.2	90-40.4
NET PUNTING AVG.	35.1	33.5
PENALTIES/YARDS	104-912	115-934
FUMBLES/BALL LOST	24-15	30-20
TOUCHDOWNS	51	23
Rushing	27	6
Passing	17	16
Returns	7	1
SCORE BY PERIODS	1 2 3 4 OT Total	
BEARS TOTAL	67 144 123 122 0 456	
Opp. Total	50 77 34 37 0 198	

PLACE KICKING

FIELD GOALS	1-19	20-29	30-39	40-49	50+	Total
K. Butler	2-2	13-13	13-14	3-6	0-3	31-38
BEARS TOTAL	2-2	13-13	13-14	3-6	0-3	31-38
Opp. Total	1-1	2-3	5-6	3-5	1-4	12-19

SCORING

PLAYER	TDR	TDP	TDR1	PAT	FG	S	TP
K. Butler	0	0	0	51-51	31-38	0	144
W. Payton	9	2	0	0-0	0-0	0	66
D. McKinnon	0	7	0	0-0	0-0	0	42
S. Fuller	5	0	0	0-0	0-0	0	30
J. McMahon	3	1	0	0-0	0-0	0	24
C. Thomas	4	0	0	0-0	0-0	0	24
D. Gentry	2	0	1	0-0	0-0	0	18
W. Perry	2	1	0	0-0	0-0	0	18
M. Suhey	1	1	0	0-0	0-0	0	12
K. Margerum	0	2	0	0-0	0-0	0	12
W. Gault	0	1	1	0-0	0-0	0	12
Q. Wilson	0	0	1	0-0	0-0	1	8
R. Dent	0	0	1	0-0	0-0	0	6
L. Frazier	0	0	1	0-0	0-0	0	6
T. Wrightman	0	1	0	0-0	0-0	0	6
R. Rivera	0	0	1	0-0	0-0	0	6
E. Moorehead	0	1	0	0-0	0-0	0	6
T. Sanders	1	0	0	0-0	0-0	0	6
M. Richardson	0	0	1	0-0	0-0	0	6
S. McMichael	0	0	0	0-0	0-0	0	2
H. Waechter	0	0	0	0-0	0-0	0	2
BEARS TOTAL	27	17	7	51-51	31-38	3	456
Opp. Total	6	16	1	22-23	12-19	1	198

RUSHING

PLAYER	NO.	YDS.	AVG.	LG	TD
W. Payton	324	1551	4.8	40	9
M. Suhey	115	471	4.1	17	1
J. McMahon	47	252	5.4	19	3
D. Gentry	30	160	5.3	21	2
C. Thomas	31	125	4.0	17	4
T. Sanders	25	104	4.2	28	1
S. Fuller	24	77	3.2	19	5
W. Gault	5	18	3.6	11	0
W. Perry	5	7	1.4	2	2
M. Tomczak	2	3	1.5	3	0
D. McKinnon	1	0	0	0	0
K. Margerum	1	-7	-7.0	-7	0
BEARS TOTAL	610	2761	4.5	40	27
Opp. Total	359	1319	3.7	37	6

RECEIVING

PLAYER	NO.	YDS.	AVG.	LG	TD
W. Payton	49	483	9.9	65	2
E. Moorehead	35	481	13.7	25	1
W. Gault	33	704	21.3	70	1
M. Suhey	33	295	8.9	35	1
D. McKinnon	31	555	17.9	48	7
T. Wrightman	24	407	17.0	49	1
K. Margerum	17	190	11.2	20	2
D. Gentry	5	77	15.4	30	0
C. Thomas	5	45	9.0	15	0
J. Maness	1	34	34.0	34	0
McMinn Andrsn	1/1	13.6	13.6	13.6	1.0
Sndrs Perry	1/1	9.4	9.4	9.4	0.1
BEARS TOTAL	237	3303	13.9	70	17
Opp. Total	249	3299	13.2	90	16

INTERCEPTIONS

PLAYER	NO.	YDS.	AVG.	LG	TD
L. Frazier	6	119	19.8	33	1
D. Duerson	5	58	11.6	25	0
G. Fencik	5	38	7.6	22	0
W. Marshall	4	27	5.4	14	0
M. Richardson	4	174	43.5	90	1
O. Wilson	3	35	11.7	23	1
K. Taylor/Rivera	3/1	28/4	9.3/4.0	18/4	0/0
Dent/Singletary	2/1	10/23	5.2/3	9/23	1/0
BEARS TOTAL	34	512	15.1	90	4
Opp. Total	46	99	2.2	43	1

PUNTING

PLAYER	NO.	YDS.	AVG.	TB	IN 20	LG	BLK.
M. Buford	68	2870	42.2	14	18	69	0
Team	1	0	0	0	0	0	1
BEARS TOTAL	69	2870	41.6	14	18	69	1
Opp. Total	90	3639	40.4	6	11	75	1

PUNT RETURNS

PLAYER	NO.	FC	YDS.	AVG.	LG	TD
K. Taylor	25	8	198	7.9	21	0
K. Ortego	17	2	158	9.3	23	0
D. Duerson	6	0	47	7.8	11	0
D. Gentry	0	0	47	0	47	0
Mnss/McKinn	2/4	0/0	9/44	4.5/11	5/11	0
BEARS TOTAL	54	10	503	9.3	47	0
Opp. Total	24	9	203	8.5	29	0

KICKOFF RETURNS

PLAYER	NO.	YDS.	AVG.	LG	TD
W. Gault	22	577	26.2	99	1
D. Gentry	18	466	25.9	94	1
K. Taylor	1	18	18.0	18	0
D. McKinnon	1	16	16.0	16	0
T. Sanders	1	10	10.0	10	0
W. Marshall	0	2	0	2	0
BEARS TOTAL	43	1089	25.3	99	2
Opp. Total	78	1827	23.4	58	0

PASSING

PLAYER	ATT	COMP	YARDS	PCT	AVG./ATT.	TD	PCT. TD	INT.	PCT. INT.	LG	LOST/ATT.	RATING
J. McMahon	313	178	2392	56.9	7.64	15	4.8	11	3.5	70	26-125	82.8
S. Fuller	107	53	777	49.5	7.26	1	9	5	4.7	69	17-102	57.0
W. Payton	5	3	96	60.0	19.20	1	20.0	0	0	50	0-0	143.8
M. Tomczak	6	2	33	33.3	5.50	0	0	0	0	24	0-0	52.8
M. Buford	1	1	5	100.0	5	0	0	0	0	5	0-0	96.1
Bears Total	432	237	3305	54.9	7.65	17	3.9	16	3.7	70	43-227	75.6
Opp. Total	522	249	3299	47.7	6.3	16	3.1	34	6.5	90	64-483	52.4

REGULAR SEASON DEFENSIVE STATISTICS (UNOFFICIAL)

PLAYER	TOTAL	SOLO	ASSISTS	SACKS/YARDS	PASSES DEFENDED	FORCED FUMBLES	FUMBLES RECOVERED	BLOCKS
G. Fencik	118	98	20	0/0	15	0	1	0
M. Singletary	113	89	24	3.0/24.0	5	0	3	0
W. Marshall	78	60	18	6.0/40.0	4	2	1	0
O. Wilson	69	54	15	11.5/79.5	5	0	2	0
D. Duerson	64	55	9	2.0/24.0	10	1	1	0
L. Frazier	52	45	7	0/0	22	0	0	0
S. McMichael	44	39	5	8.0/55.5	2	0	1	0
M. Richardson	41	37	4	0/0	25	2	1	0
R. Dent	38	22	5	17.0/133.5	7	7	2	0
D. Hampton	32	26	6	5.5/43.0	4	2	3	0
W. Perry	31	26	5	5.0/42.0	0	1	2	0
M. Hartenstine	19	15	4	1.0/9.0	1	0	1	0
S. Gayle	18	16	2	0/0	0	0	1	1
R. Rivera	14	12	2	0.5/4.0	1	1	1	0
J. Morrissey	12	12	0	0/0	0	0	0	0
R. Phillips	10	9	1	0/0	1	0	1	0
T. Keys	9	8	1	2.0/12.0	1	0	0	1
C. Thrift	9	7	2	0/0	0	0	0	0
K. Taylor	6	6	0	0/0	3	0	0	0
H. Waechter	6	5	1	2.5/17.5	1	1	0	0
J. Maness	2	1	1	0/0	0	0	0	0
M. Suhey	1	1	0	0/0	0	0	0	0
D. Gentry	1	1	0	0/0	0	0	0	0
T. Thayer	1	1	0	0/0	0	0	0	0
K. Margerum	1	1	0	0/0	0	0	0	0
J. McMahon	0	0	0	0/0	0	0	1	0

Game 1
Bears 38, Tampa Bay 28
Soldier Field 57,828
9/8/85

TAMPA BAY 14 14 0 0 — 28
CHICAGO 7 10 14 7 — 38

BUCCANEERS—Magee, one-yd. pass from DeBerg (Igwebuike kick), 7 plays/71 yards. **BEARS**—McKinnon, 21-yd. pass from McMahon (Butler kick), 10 plays/80 yards. **BUCCANEERS**—House, 44-yd pass from DeBerg (Igwebuike kick), 1 play/44 yards. **BUCCANEERS**—J. Bell, 11-yd. pass from DeBerg (Igwebuike kick), 1 play/11 yards. **BEARS**—McMahon one-yd. run (Butler kick), 7 plays/67 yards. **BEARS**—Butler, 38-yd. field goal, 5 plays/32 yards. **BUCCANEERS**—Wilder, 3-yd. run (Igwebuike kick), 5 plays/78 yards. **BEARS**—Frazier, 29-yd. pass interception ret. (Butler kick). **BEARS**—Suhey, 9-yd. pass from McMahon (Butler kick), 8 plays/62 yards. **BEARS**—McMahon, one-yd. run (Butler kick), 2 plays/13 yards.

Team Statistics	Buccaneers	Bears
First Downs	17	27
Total Net Yards	307	436
Rushes/Net Yards	29/166	34/185
Net Passing	141	251
Pass Attempts/Completions	21/13	34/23
Had Intercepted	2	1
Punts/Average	6/36.8	2/57.5
Return Yardage	137	99
Penalties/Yards	12/80	8/78
Fumbles/Lost	0/0	2/2
Sacks/Yards	3/23	2/19
Possession Time	26:41	33:19

RUSHING

BEARS—Payton 17-120; Suhey 8-27; Thomas 3-12; McMahon 4-18; Gentry 2-8.

BUCCANEERS—Wilder 27-166; DeBerg 2-0.

RECEIVING

BEARS—Payton 6-37; Gault 4-60; McKinnon 4-58; Wrightman 1-27; Thomas 3-32; Moorehead 2-31; Margerum 2-20; Suhey 1-9.

BUCCANEERS—Wilder 1-5; Giles 1-18; J. Bell 6-74; Magee 1-1; House 1-44; Carter 3-18.

PASSING

BEARS—McMahon 23-34-274, 2 TD's, 1 int.

BUCCANEERS—DeBerg 13-21-160, 3 TD's, 2 int.

INTERCEPTIONS

BEARS—Fencik 1-0; Frazier 1-29.

BUCCANEERS—Castille 1-0.

SACKS

BEARS—Dent 2-19.

BUCCANEERS—Davis 1-2; Logan 1-11; Cannon 1-10.

Game 2
Bears 20, New England 7
Soldier Field 60,533
9/16/85

NEW ENGLAND 0 0 0 7 — 7
CHICAGO 7 3 10 0 — 20

BEARS—McKinnon, 32-yd. pass from McMahon (Butler kick), 5 plays/69 yards. **BEARS**—Butler, 21-yd. field goal, 13 plays/68 yards. **BEARS**—Suhey, one-yd. run (Butler kick), 4 plays/51 yards. **BEARS**—Butler, 28-yd. field goal, 4 plays/9 yards. **PATRIOTS**—James, 90-yd. pass from Eason (Franklin kick), 1 play/90 yards.

Team Statistics	Patriots	Bears
First Downs	10	18
Total Net Yards	206	369
Rushes/Net Yards	16/27	44/160
Net Passing	179	209
Pass Attempts/Completions	35/15	23/13
Had Intercepted	3	1
Punts/Average	11-46.7	8-37.4
Return Yardage	116	157
Penalties/Yards	8-70	2-10
Fumbles/Lost	1-1	1-1
Sacks/Yards	3-23	6-56
Possession Time	22:35	37:25

RUSHING

BEARS—Payton 11-39; Suhey 9-36; McKinnon 1-0; Thomas 5-22; McMahon 3-8; Gentry 4-10; Sanders 10-37; Fuller 1-8.

PATRIOTS—Collins 7-19; C. James 7-5; Weathers 2-3.

RECEIVING

BEARS—Payton 1-1; McKinnon 5-73; Moorehead 2-25; Margerum 2-16; Wrightman 2-74; Gault 1-43.

PATRIOTS—D. Williams 3-46; Ramsey 5-51; Jones 2-26; Collins 3-16; Morgan 1-5; C. James 1-90.

PASSING

BEARS—McMahon 13-21-232, 1 TD, 1 int.; Payton 0-1-0; Fuller 0-1-0.

PATRIOTS—Eason 15-35-234, 1 TD, 3 int.

INTERCEPTIONS

BEARS—Fencik 1-16; Dent 1-9; Singletary 1-23.

PATRIOTS—Marion 1-0.

SACKS

BEARS—Singletary 3-24; Wilson 1-10; Marshall 1-12; Dent 1-10.

PATRIOTS—Blackmon 1-9; Williams 2-14.

Game 3 Bears 33, Minnesota 24

Metrodome 61,242
9/19/85

CHICAGO 3 3 24 3 — 33
MINNESOTA 3 7 7 7 — 24

BEARS—Butler, 24-yd. field goal, 6 plays/30 yards.
VIKINGS—Stenerud 25-yd. field goal, 10 plays/61 yards. **BEARS**—Butler 19-yd. field goal, 5 plays/21 yards. **VIKINGS**—Carter 14-yd. pass from Kramer (Stenerud kick), 7 plays/63 yards. **BEARS**—Butler 34-yd. field goal, 6 plays/40 yards. **VIKINGS**—Jones 9-yd. pass from Kramer (Stenerud kick), 10 plays/66 yards. **BEARS**—Gault 70-yd. pass from McMahon (Butler kick), 1 play/70 yards. **BEARS**—McKinnon 25-yd. pass from McMahon (Butler kick), 1 play/25 yards. **BEARS**—McKinnon 43-yd. pass from McMahon (Butler kick), 6 plays/68 yards. **VIKINGS**—Carter 57-yd. pass from Kramer (Stenerud kick), 3 plays/80 yards. **BEARS**—Butler 31-yd. field goal, 7 plays/67 yards.

Team Statistics	Vikings	Bears
First Downs	23	21
Total Net Yards	445	480
Rushes/Net Yards	15/34	30/127
Net Passing	411	353
Pass Attempts/Completions	55/28	33/21
Had Intercepted	3	1
Punts/Average	3/43.3	3/40
Return Yardage	182	193
Penalties/Yards	6/45	10/66
Fumbles/Lost	3/2	0/0
Sacks/Yards	1/7	4/25
Possession Time	28:16	31:44

RUSHING

BEARS—Payton 15-62; Fuller 2-4; Suhey 8-41; Thomas 1-2; McMahon 4-18.

VIKINGS—Anderson 7-10; Nelson 5-18; Brown 1-6; Coleman 2-0.

RECEIVING

BEARS—Payton 5-17; Gault 6-146; Moorehead 1-13; Wrightman 1-5; Suhey 1-21; Anderson 1-6; McKinnon 4-133; Margerum 2-19.

VIKINGS—Jordan 5-66; Nelson 2-10; Jones 4-43; Carter 4-102; Mularkey 2-26; Rhymes 3-89; Rice 1-11; Anderson 2-14; Brown 1-9; Lewis 4-66.

PASSING

BEARS—Fuller 13-18-124, 1 int.; McMahon 8-15-236, 3 TD's.

VIKINGS—Kramer 28-55-436, 3 TD's, 3 int.

INTERCEPTIONS

BEARS—Frazier 1-8; Marshall 1-14; Wilson 1-12.

VIKINGS—Lee 1-0.

SACKS

BEARS—Rivera 1-8; Hampton 1-6; McMichael 2-11.

Game 4 Bears 45, Washington 10

Soldier Field 63,708
9/29/85

WASHINGTON 7 3 0 0 — 10
CHICAGO 0 31 7 7 — 45

REDSKINS—Riggins, 7-yd. run (Moseley kick), 13 plays/59 yards. **REDSKINS**—Moseley, 32-yd. field goal, 7 plays/62 yards. **BEARS**—Gault, 99-yd. kickoff return (Butler kick). **BEARS**—McKinnon, 14-yd. pass from McMahon (Butler kick), 1 play/14 yards. **BEARS**—Moorehead, 10-yd. pass from McMahon (Butler kick), 3 plays/22 yards. **BEARS**—McMahon, 13-yd. pass from Payton (Butler kick), 5 plays/36 yards. **BEARS**—Butler, 28-yd. field goal, 6 plays/53 yards. **BEARS**—Payton, 33-yd. pass from McMahon (Butler kick), 10 plays/80 yards. **BEARS**—Gentry, one-yd. run (Butler kick), 2 plays/1 yard.

Team Statistics	Redskins	Bears
First Downs	19	16
Total Net Yards	376	250
Rushes/Net Yards	35/192	22/91
Net Passing	184	159
Pass Attempts/Completions	39/21	21/14
Had Intercepted	2	1
Punts/Average	5/26.6	5/41.4
Return Yardage	162	217
Penalties/Yards	10/85	6/50
Fumbles/Lost	1/1	0/0
Sacks/Yards	3/14	4/25
Possession Time	34:25	25:35

RUSHING

BEARS—Payton 7-6; Suhey 5-14; Thomas 1-1; McMahon 3-36; Gentry 2-(-1); Fuller 1-0; Sanders 3-35.

REDSKINS—Riggins 11-29; Theismann 4-7; Rogers 13-80; Wonsley 1-0; Griffin 4-37; Jenkins 2-39.

RECEIVING

BEARS—McKinnon 3-50; Thomas 1-6; Moorehead 3-34; Suhey 3-11; McMahon 1-13; Payton 2-41; Margerum 1-18.

REDSKINS—Didier 8-92; Clark 5-76; Monk 4-14; Griffin 2-7; Muhammed 1-8; Warren 1-12.

PASSING

BEARS—McMahon 13-19-160, 3 TD's, 1 int.; Payton 1-1-13, 1 TD; Fuller 0-1-0; Tomczak 0-0-0.

REDSKINS—Theismann 21-39-209, 2 int.

INTERCEPTIONS

BEARS—Taylor 1-0; Richardson 1-90.

REDSKINS—Jordan 1-16

SACKS

BEARS—Marshall 1-7; McMichael 1-9; Dent 1-3; Keys 1-6.

REDSKINS—Kaufman 1-0; Mann 1-6; Manley 1-8.

BEARS / 79

Game 5

Bears 27, Tampa Bay 19

Tampa Stadium 51,795
10/6/85

CHICAGO BEARS0 3 10 14 — 27
TAMPA BAY0 12 0 7 — 19

BUCCANEERS—Igwebuike, 19-yd. field goal, 7 plays/27 yards. **BUCCANEERS**—House, 21-yd. pass from DeBerg (Igwebuike kick), 4 plays/59 yards. **BUCCANEERS**—Igwebuike, 36-yd. field goal, 6 plays/18 yards. **BEARS**—Butler, 30-yd. field goal, 9 plays/47 yards. **BEARS**—McKinnon, 21-yd. pass from McMahon (Butler kick), 6 plays/67 yards. **BEARS**—Butler, 30-yd. field goal, 4 plays/8 yards. **BEARS**—Payton, 4-yd. run (Butler kick), 10 plays/77 yards. **BUCCANEERS**—Carter, 25-yd. pass from DeBerg (Igwebuike kick), 6 plays/70 yards. **BEARS**—Payton, 9-yd. run (Butler kick), 8 plays/83 yards.

Team Statistics	Buccaneers	Bears
First Downs	19	22
Total Net Yards	373	433
Rushes/Net Yards	20/27	32/147
Net Passing	346	286
Pass Attempts/Completions	43/23	34/22
Had Intercepted	2	2
Punts/Average	4/44.5	4/54.0
Return Yardage	134	156
Penalties/Yards	5/40	9/67
Fumbles/Lost	3/1	2/1
Sacks/Yards	1/12	0/0
Possession Time	27:51	32:09

RUSHING

BEARS—Suhey 6-38; Gault 1-(-3); Payton 16-63; McMahon 8-46; Thomas 1-3.

BUCCANEERS—Wilder 18-29; Springs 1-(-2); DeBerg 1-0.

RECEIVING

BEARS—Payton 1-9; Moorehead 8-114; Margerum 1-9; Thomas 1-7; Suhey 5-30; McKinnon 4-67; Gault 2-56.

BUCCANEERS—Wilder 4-31; Carter 2-46; Giles 7-112; House 6-100; J. Bell 3-50; Magee 1-7.

PASSING

BEARS—McMahon 22-34-292, 1 TD, 2 int.
BUCCANEERS—DeBerg 23-43-346, 2 TD's, 2 int.

INTERCEPTIONS

BEARS—Duerson 1-37; Frazier 1-0.
BUCCANEERS—Greenwood 2-5.

SACKS

BEARS—0
BUCCANEERS—Washington ½-6; H. Green ½-6.

Game 6

Bears 26, San Francisco 10

Candlestick Park 60,523
10/13/85

CHICAGO13 3 0 10 — 26
SAN FRANCISCO0 10 0 0 — 10

BEARS—Payton, 3-yd. run (Butler kick), 6 plays/73 yards. **BEARS**—Butler, 34-yd. field goal, 6 plays/45 yards. **BEARS**—Butler, 38-yd. field goal, 4 plays/5 yards. **BEARS**—Butler, 27-yd. field goal, 11 plays/29 yards. **49'ERS**—Williamson, 43-yd. interception return (Wersching kick). **49'ERS**—Wersching, 32-yd. field goal, 15 plays/65 yards. **BEARS**—Butler, 29-yd. field goal, 12 plays/67 yards. **BEARS**—Payton, 17-yd. run (Butler kick), 13 plays/66 yards.

Team Statistics	49ers	Bears
First Downs	11	22
Total Net Yards	183	372
Rushes/Net Yards	12/67	39/189
Net Passing	160	186
Pass Attempts/Completions	29/17	31/18
Had Intercepted	0	1
Punts/Average	7/47.6	3/45
Return Yardage	101	218
Penalties/Yards	13/94	7/45
Fumbles/Lost	4/2	1/0
Sacks/Yards	1/3	7/44
Possession Time	23:23	36:37

RUSHING

BEARS—Payton 24-132; McMahon 4-24; Suhey 6-22; Gault 1-5; Perry 2-4; Gentry 1-3; Sanders 1-(-1).

49'ERS—Craig 4-42; Tyler 6-25; Montana 2-0.

RECEIVING

BEARS—Payton 5-34; Suhey 5-25; Wrightman 3-56; Gault 3-50; Margerum 2-21.

49'ERS—Clark 4-41; Tyler 4-36; Rice 3-37; Ring 2-14; Francis 2-13; Craig 1-14; Harmon 1-5.

PASSING

BEARS—McMahon 18-31-186, 1 int.
49'ERS—Montana 17-29-160.

INTERCEPTIONS

49'ERS—Williamson 1-43, TD.

SACKS

BEARS—Duerson 1-10; Wilson 1-3; Marshall 2-9; McMichael 1-9; Dent 2-13.
49'ERS—Stover 1-3.

Game 7

Bears 23, Green Bay 7

Soldier Field 65,095
10/21/85

GREEN BAY 7 0 0 0 — 7
CHICAGO 0 21 0 2 — 23

PACKERS—Lofton, 27-yd. pass from Dickey (Del Greco kick), 4 plays/40 yards. **BEARS**—Payton, 2-yd. run (Butler kick), 7 plays/31 yards. **BEARS**—Perry, one-yd. run (Butler kick), 3 plays/17 yards. **BEARS**—Payton, one-yd. run (Butler kick), 13 plays/86 yards. **BEARS**—Safety Wilson sacked Zorn in end zone.

Team Statistics	Packers	Bears
First Downs	16	24
Total Net Yards	319	342
Rushes/Net Yards	26/96	41/175
Net Passing	223	167
Pass Attempts/Completions	31/14	32/15
Had Intercepted	4	0
Punts/Average	6/39.7	5/54.6
Return Yardage	64	131
Penalties/Yards	10/70	6/45
Fumbles/Lost	2/1	7/4
Sacks/Yards	3/5	5/27
Possession Time	24:25	35:35

RUSHING

BEARS—Payton 25-112; Suhey 7-31; McMahon 4-27; Perry 1-1; Gentry 1-5; Tomczak 1-0; Fuller 2-(-1).

PACKERS—Clark 14-50; Ivory 7-25; Dickey 1-3; Wright 1-8; Ellis 3-10

RECEIVING

BEARS—Suhey 3-33; Payton 4-41; McKinnon 3-40; Gault 2-18; Moorehead 2-28; Wrightman 1-12.

PASSING

BEARS—McMahon 12-26-144; Buford 1-5-5; Fuller 2-5-23.

PACKERS—Dickey 4-7-62, 1 TD, 3 int; Wright 9-22-179; Zorn 1-2-9.

INTERCEPTIONS

BEARS—Fencik 1-5; Richardson; Marshall 1-2; Duerson 1-19.

PACKERS—0

SACKS

BEARS—Wilson 1-6, safety; McMichael 1½-7; Dent 1-4; Hampton 1½-10.

PACKERS—Anderson 1-3; Johnson 1-2; Noble 1-0.

Game 8

Bears 27, Minnesota 9

Soldier Field 63,815
10/27/85

MINNESOTA 0 7 0 2 — 9
CHICAGO 10 3 7 7 — 27

BEARS—McKinnon, 33-yd. pass from McMahon (Butler kick), 7 plays/78 yards. **BEARS**—Butler, 40-yd. field goal, 10 plays/43 yards. **VIKINGS**—Nelson, one-yd. run (Stenerud kick), 8 plays/46 yards. **BEARS**—Butler, 29-yd. field goal, 10 plays/55 yards. **BEARS**—Wilson, 23-yd. interception return (Butler kick). **BEARS**—Payton, 20-yd. pass from McMahon (Butler kick), 7 plays/48 yards. **VIKINGS**—Safety, Elshire sacked Fuller in end zone.

Team Statistics	VIKINGS	Bears
First Downs	16	24
Total Net Yards	236	413
Rushes/Net Yards	14/30	39/202
Net Passing	206	215
Pass Attempts/Completions	46/21	34/19
Had Intercepted	5	1
Punts/Average	6/42	4/47
Return Yardage	137	132
Penalties/Yards	8/60	6/77
Fumbles/Lost	0/0	1/1
Sacks/Yards	1/4	4/30
Possession Time	25:18	34:42

RUSHING

BEARS—Payton 19-118; Suhey 10-34; Gault 1-5; McMahon 1-8; Sanders 4-6; Gentry 4-31.

VIKINGS—Anderson 4-8; Nelson 8-22; Kramer 1-(-1); Rice 1-1.

RECEIVING

BEARS—Payton 5-37; Moorehead 4-53; McKinnon 1-33; Suhey 5-38; Gault 1-7; Wrightman 2-13; Maness 1-34.

VIKINGS—Jordan 5-35; Nelson 5-44; Carter 2-32; Lewis 4-79; Anderson 3-21; Mularkey 1-12; Jones 1-13.

PASSING

BEARS—McMahon 18-31-181, 2 TD's, 1 int.; Fuller 1-3-34.

VIKINGS—Kramer 16-33-176, 3 int.; Wilson 5-13-60, 2 int.

INTERCEPTIONS

BEARS—Duerson 1-0; Wilson 1-23; Marshall 2-7; Taylor 1-10.

VIKINGS—Teal 1-0.

SACKS

BEARS—Wilson 2-12; Perry 1-9; Hartenstine 1-9.
VIKINGS—Elshire 1-4, safety.

Game 9 Bears 16, Green Bay 10

Lambeau Field 55,345

11/3/85

CHICAGO 0 7 0 9 — 16
GREEN BAY 3 0 7 0 — 10

PACKERS—Del Greco, 40-yd. field goal, 4 plays/7 yards. **BEARS**—Perry, 4-yd. pass from McMahon (Butler kick), 11 plays/65 yards. **PACKERS**—Clark, 55-yd. pass from Zorn (Del Greco kick), 5 plays/79 yards. **BEARS**—Safety, McMichael sacked Zorn in end zone. **BEARS**—Payton, 27-yd. run (Butler kick), 3 plays/49 yards.

Team Statistics	Packers	Bears
First Downs	15	16
Total Net Yards	242	253
Rushes/Net Yards	28/87	36/195
Net Passing	155	58
Pass Attempts/Completions	26/11	20/9
Had Intercepted	1	0
Punts/Average	6/35.7	8/38.9
Return Yardage	70	112
Penalties/Yards	8/66	7/70
Fumbles/Lost	2/0	1/1
Sacks/Yards	4/33	2/17
Possession Time	29:03	30:57

RUSHING

BEARS—Payton 29-192; Suhey 4-6; Gault 1-0; McMahon 3-(-3).

PACKERS—Ivery 9-26; Clark 17-58; Zorn 1-0; Lofton 1-3.

RECEIVING

BEARS—Suhey 1-16; Moorehead 1-21; Wrightman 2-29; Payton 3-14; Perry 1-4; McKinnon 1-7.

PACKERS—Coffman 3-48; Epps 2-38; Ivery 2-22; Lofton 1-9; Clark 3-62.

PASSING

BEARS—McMahon 9-20-91, 1 TD.

PACKERS—Zorn 11-26-179, 1 TD, 1 int.

INTERCEPTIONS

BEARS—Fencik 1-0.

SACKS

BEARS—Hampton 2-17; McMichael 1-7 (safety)

PACKERS—Scott 1-14; Anderson 1-5; Brown 1-7; Martin 1-7.

Game 10 Bears 24, Detroit 3

Soldier Field 53,467

11/10/85

DETROIT 0 0 3 0 — 3
CHICAGO 7 7 7 3 — 24

BEARS—Fuller, one-yd. run (Butler kick), 12 plays/63 yards. **BEARS**—Thomas, 7-yd. run (Butler kick), 10 plays/77 yards. **LIONS**—Murray, 34-yd. field goal, 7 plays/17 yards. **BEARS**—Fuller, 5-yd. run (Butler kick), 7 plays/74 yards. **BEARS**—Butler, 39-yd. field goal, 7 plays/20 yards.

Team Statistics	Lions	Bears
First Downs	8	26
Total Net Yards	106	360
Rushes/Net Yards	22/68	55/250
Net Passing	38	110
Pass Attempts/Completions	17/8	13/7
Had Intercepted	2	0
Punts/Average	3/30.7	2/20.5
Return Yardage	80	35
Penalties/Yards	6/31	5/40
Fumbles/Lost	3/2	3/2
Sacks/Yards	1/2	4/35
Possession Time	18:58	41:02

RUSHING

BEARS—Payton 26-107; Suhey 16-102; Gault 1-11; Gentry 2-13; Fuller 5-11; Thomas 4-13; Margerum 1-(-7).

LIONS—Hipple 2-(-2); J. Jones 19-68; Moore 1-2.

RECEIVING

BEARS—Margerum 1-8; Payton 4-69; Suhey 1-12; Wrightman 1-23.

LIONS—Rubick 1-18; Nichols 2-14; J. Jones 2-7; Mandley 2-20; Moore 1-14.

PASSING

BEARS—Fuller 7-13-112; Tomczak 0-0-0

LIONS—Hipple 8-17-73, 2 int.

INTERCEPTIONS

BEARS—Duerson 1-2; Wilson 1-0.

SACKS

BEARS—Wilson ½-3½; Marshall 1-12; Perry 2-16; McMichael ½-3½.

LIONS—English 1-2.

FUTURE SUPER BOWLS

Super Bowl XXI
Super Bowl XXII
Super Bowl XXIII

January 25, 1987
January 24, 1988
January 22, 1989

Rose Bowl, Pasadena
Jack Murphy Stadium, San Diego
Dolphin Stadium, Miami

Game 11

Bears 44, Dallas 0

Texas Stadium 63,855

11/17/85

CHICAGO 7 17 3 17 — 44
DALLAS 0 0 0 0 — 0

BEARS—Dent, 1-yd. interception return (Butler kick). **BEARS**—Butler, 44-yd. field goal, 10 plays/39 yards. **BEARS**—Richardson, 36-yd. interception return (Butler kick). **BEARS**—Fuller, 1-yd. run (Butler kick), 5 plays/52 yards. **BEARS**—Butler, 46-yd. field goal, 11 plays/44 yards. **BEARS**—Butler, 22-yd. field goal, 7 plays/40 yards. **BEARS**—Thomas, 16-yd. run (Butler kick), 4 plays/53 yards. **BEARS**—Gentry, 16-yd. run (Butler kick), 4 plays/27 yards.

Team Statistics	Cowboys	Bears
First Downs	12	18
Total Net Yards	171	378
Rushes/Net Yards	16/52	40/216
Net Passing	119	162
Pass Attempts/Completions	39/15	25/10
Had Intercepted	4	1
Punts/Average	10/37.8	6/43.5
Return Yardage	196	137
Penalties/Yards	6/65	8/105
Fumbles/Lost	1/1	1/0
Sacks/Yards	4/35	6/48
Possession Time	24:42	35:18

RUSHING

BEARS—Payton 22-132; Gentry 3-24; Fuller 4-21; Thomas 4-19; Suhey 4-11; Perry 1-1; Sanders 2-8.

COWBOYS—Dorsett 12-44; Hogeboom 1-8; Lavette 3-0.

RECEIVING

BEARS—Wrightman 2-61; Suhey 2-46; Gault 2-24; McKinnon 1-24; Gentry 1-22; Moorehead 1-16; Payton 1-4.

COWBOYS—Renfro 3-45; Newsome 3-25; Cosbie 2-25; Hill 2-15; Cornwell 1-31; Fowler 1-9; Dorsett 2-12; Gonzalez 1-4.

PASSING

BEARS—Fuller 9-24-164, 1 int.; Tomczak 0-0-0; Payton 1-1-33.

COWBOYS—D. White 9-17-107, 1 int.; Hogeboom 6-22-60, 3 int.

INTERCEPTIONS

BEARS—Richardson 1-36; Frazier 1-33; Taylor 1-18; Dent 1-1.

COWBOYS—Bates 1-2.

SACKS

BEARS—Duerson 1-14; Wilson 2-13; McMichael 1-9; Dent 2-12.

COWBOYS—Scott 1-9; Bates 1-12; Rohrer 1-13; Lockhart ½-½; Jeffcoat ½-½.

Game 12

Bears 36, Atlanta 0

Soldier Field 61,769

11/24/85

ATLANTA 0 0 0 0 — 0
CHICAGO 0 20 7 9 — 36

BEARS—Butler, 35-yd. field goal, 12 plays/51 yards. **BEARS**—Butler, 32-yd. field goal, 10 plays/41 yards. **BEARS**—Payton, 40-yd. run (Butler kick), 1 play/40 yards. **BEARS**—Perry, 1-yd. run (Butler kick), 3 plays/71 yards. **BEARS**—Thomas, 2-yd. run (Butler kick), 1 play/2 yards. **BEARS**—Safety, Waechter tackled Holly in end zone. **BEARS**—Sanders, 1-yd. run (Butler kick), 11 plays/59 yards.

Team Statistics	Falcons	Bears
First Downs	10	24
Total Net Yards	119	379
Rushes/Net Yards	37/141	42/184
Net Passing	—22	183
Pass Attempts/Completions	17/3	25/13
Had Intercepted	2	0
Punts/Average	7/38.4	4/37.5
Return Yardage	105	112
Penalties/Yards	9/82	5/45
Fumbles/Lost	1/1	1/1
Sacks/Yards	1/1	5/38
Possession Time	27:08	32:52

RUSHING

BEARS—Payton 20-102; Suhey 2-4; Thomas 6-26; Fuller 2-11; Perry 1-1; Gentry 5-18; Tomczak 1-3; Sanders 5-19.

FALCONS—Riggs 30-110; Archer 3-19; J. Washington 3-12; Austin 1-0.

RECEIVING

BEARS—Moorehead 2-39; McKinnon 1-6; Payton 3-20; Wrightman 3-40; Gault 2-70; Sanders 1-9; Gentry 1-12.

FALCONS—Riggs 1-1; Cox 2-15.

PASSING

BEARS—Fuller 10-20-151; Tomczak 3-5-45.

FALCONS—Archer 2-15-10, 2 int.; Holly 1-2-6.

INTERCEPTIONS

BEARS—Fencik 1-22; Frazier 1-32.

SACKS

BEARS—Waechter 3-22 (safety); Perry 1-10; Dent 1-6.

FALCONS—Rade 1-1

Game 13
Dolphins 38, Bears 24
 Orange Bowl 75,594
 12/2/85

CHICAGO..... 7 3 14 0 — 24
 MIAMI.....10 21 7 0 — 38

DOLPHINS—Moore, 33-yd. pass from Marino (Reveiz kick), 5 plays/56 yards. **BEARS**—Fuller, one-yd. run (Butler kick), 4 plays/80 yards. **DOLPHINS**—Reveiz, 47-yd. field goal, 6 plays/27 yards. **DOLPHINS**—Davenport, one-yd. run (Reveiz kick), 8 plays/79 yards. **BEARS**—Butler, 30-yd. field goal, 15 plays/58 yards. **DOLPHINS**—Davenport, one-yd. run (Reveiz kick), 8 plays/40 yards. **DOLPHINS**—Moore, 6-yd. pass from Marino (Reveiz kick), 2 plays/6 yards. **BEARS**—Fuller, one-yd. run (Butler kick), 5 plays/27 yards. **DOLPHINS**—Clayton, 42-yd. pass from Marino (Reveiz kick), 3 plays/46 yards. **BEARS**—Margerum, 19-yd. pass from Fuller (Butler kick), 5 plays/49 yards.

Team Statistics	Dolphins	Bears
First Downs.....	17	23
Total Net Yards.....	335	343
Rushes/Net Yards.....	24/90	37/167
Net Passing.....	245	176
Pass Attempts/Completions.....	27/14	28/14
Had Intercepted.....	1	3
Punts/Average.....	3/44.7	3/29.0
Return Yardage.....	101	153
Penalties/Yards.....	6/61	7/65
Fumbles/Lost.....	2/1	1/1
Sacks/Yards.....	7/35	3/25
Possession Time.....	25:52	34:08

RUSHING

BEARS—Payton 23-121; Suhey 7-19; Fuller 6-19; McMahon 1-8.

DOLPHINS—Davenport 3-2; Bennett 5-12; Nathan 15-74; Hampton 1-2.

RECEIVING

BEARS—Gault 2-79; Moorehead 4-33; Payton 2-16; Wrightman 1-12; Margerum 4-61; Gentry 1-10.

DOLPHINS—Moore 4-75; Duper 5-107; Clayton 5-88.

PASSING

BEARS—Fuller 11-21-169, 1 TD, 2 int.; Payton 0-1-1; McMahon 3-6-42, 1 int.

DOLPHINS—Marino 14-27-270, 3 TD, 1 int.

INTERCEPTIONS

BEARS—Frazier 1-17.

DOLPHINS—Brudzinski 1-6; G. Blackwood 1-0; Judson 1-0.

SACKS

BEARS—Wilson 1-8; Dent 2-17.

DOLPHINS—H. Green 1-5; Charles 1-2; Betters 1-8; M. Moore 3-14; Brudzinski 1-6.

Game 14
Bears 17, Indianapolis 10
 Soldier Field 59,997
 12/8/85

INDIANAPOLIS..... 0 3 0 7 — 10
 CHICAGO..... 0 3 7 7 — 17

BEARS—Butler, 20-yd. field goal, 13 plays/77 yards. **COLTS**—Allegre, 30-yd. field goal, 10 plays/56 yards. **BEARS**—Payton, 16-yd. run (Butler kick), 11 plays/63 yards. **BEARS**—Thomas, 3-yd. run (Butler kick), 10 plays/45 yards. **COLTS**—Caspers, 61-yd. pass from Pagel (Allegre kick), 3 plays/51 yards.

Team Statistics	Colts	Bears
First Downs.....	10	22
Total Net Yards.....	232	328
Rushes/Net Yards.....	21/99	44/191
Net Passing.....	133	137
Pass Attempts/Completions.....	24/10	23/11
Had Intercepted.....	0	0
Punts/Average.....	4/49.5	4/43.5
Return Yardage.....	117	93
Penalties/Yards.....	3/25	5/45
Fumbles/Lost.....	0/0	0/0
Sacks/Yards.....	3/8	1/10
Possession Time.....	21:05	38:55

RUSHING

BEARS—Payton 26-111; Suhey 8-17; McMahon 5-36; Thomas 5-27.

COLTS—McMillan 13-61; Wonsley 7-42; Caspers 1-(-4).

RECEIVING

BEARS—Gentry 2-38; Moorehead 1-24; Payton 2-23; Gault 3-36; Margerum 1-7; Suhey 2-17.

COLTS—Beach 3-35; Bentley 1-16; Boyer 1-2; O. Williams 1-10; Bouza 2-16; McMillan 1-3; Caspers 1-61.

PASSING

BEARS—McMahon 11-23-145.

COLTS—Pagel 10-24-143, 1 TD.

SACKS

BEARS—Wilson 1-10.

COLTS—Bickett 1-4; Smith 1-2; Cooks 1-2.

Game 15
Bears 19, New York Jets 6
 Giants Stadium 74,752
 12/14/85

CHICAGO.....3 7 3 6 — 19
 NEW YORK.....3 0 3 0 — 6

BEARS—Butler, 18-yd. field goal, 9 plays/54 yards.
JETS—Leahy, 23-yd. field goal, 8 plays/54 yards.
BEARS—Wrightman, 7-yd. pass from McMahon (Butler kick), 12 plays/80 yards. **JETS**—Leahy, 55-yd. field goal, 3 plays/0 yards. **BEARS**—Butler, 31-yd. field goal, 5 plays/66 yards. **BEARS**—Butler, 37-yd. field goal, 5 plays/25 yards. **BEARS**—Butler, 21-yd. field goal, 4 plays/17 yards.

Team Statistics	Jets	Bears
First Downs	11	20
Total Net Yards	159	319
Rushes/Net Yards	23/70	40/116
Net Passing	89	203
Pass Attempts/Completions	26/12	31/15
Had Intercepted	0	1
Punts/Average	6/36.8	7/36.1
Return Yardage	108	36
Penalties/Yards	5/45	5/46
Fumbles/Lost	3/3	1/0
Sacks/Yards	5/12	4/33
Possession Time	20:24	39:36

RUSHING

BEARS—Payton 28-53; Suhey 7-23; Gentry 2-22; McMahon 3-18.
JETS—McNeil 20-63; Hector 2-5; Paige 1-2.

RECEIVING

BEARS—Wrightman 4-37; Gault 3-46; Moorehead 2-17; McKinnon 3-27; Payton 1-65; Gentry 1-7; Suhey 1-16.
JETS—McNeil 3-42; Toon 3-20; Shuler 3-29; Walker 1-11; Klever 1-11; Hector 1-9.

PASSING

BEARS—McMahon 15-31-215, 1 TD, 1 int.
JETS—O'Brien 12-26-122.

INTERCEPTIONS

JETS—Glenn 1-0.

SACKS

BEARS—Wilson 1-7; Dent 2-16; Hampton 1-10.
JETS—Crawley 1-1; Bennett 1-2; Gastineau 1-7; Lyles 2-2.

Game 16
Bears 37, Detroit 17
 Pontiac Silverdome 74,042
 12/22/85

CHICAGO.....3 3 10 21 — 37
 DETROIT.....3 0 7 7 — 17

BEARS—Butler, 25-yd. field goal, 8 plays/56 yards.
LIONS—Murray, 42-yd. field goal, 4 plays/9 yards.
BEARS—Butler, 24-yd. field goal, 11 plays/57 yards.
BEARS—Gentry, 94-yd. kickoff return (Butler kick).
BEARS—Butler, 21-yd. field goal, 13 plays/80 yards.
LIONS—Lewis, 2-yd. pass from Hipple (Murray kick), 10 plays/70 yards. **BEARS**—McMahon, 14-yd. run (Butler kick), 7 plays/83 yards. **BEARS**—Rivera, 5-yd. fumble recovery (Butler kick). **LIONS**—J. Jones, 2-yd. run (Murray kick), 6 plays/59 yards. **BEARS**—Margerum, 11-yd. pass from McMahon (Butler kick), 3 plays/15 yards.

Team Statistics	Lions	Bears
First Downs	22	20
Total Net Yards	326	382
Rushes/Net Yards	21/73	33/161
Net Passing	253	221
Pass Attempts/Completions	47/24	26/14
Had Intercepted	3	3
Punts/Average	3/41	1/40
Return Yardage	202	282
Penalties/Yards	2/15	8/58
Fumbles/Lost	4/4	2/1
Sacks/Yards	4/29	6/45
Possession Time	27:00	33:00

RUSHING

BEARS—Payton 17-81; Suhey 8-46; McMahon 3-15; Gentry 3-15; Fuller 1-4; Thomas 1-0.
LIONS—J. Jones 16-74; Moore 5-(-1).

RECEIVING

BEARS—Payton 4-55; Suhey 3-21; Wrightman 2-37; Moorehead 2-33; Gault 1-50; McKinnon 1-37; Margerum 1-11.
LIONS—Thompson 9-101; Mandley 5-127; Bland 5-48; Lewis 3-14; Moore 1-7; J. Jones 1-1.

PASSING


BEARS—McMahon 13-22-194, 1 TD, 2 int.; Tomczak 0-2; Fuller 0-1-1, 1 int.; Payton 1-1-50.
LIONS—Hipple 22-44-287, 1 TD, 1 int.; Ferguson 2-3-11.

INTERCEPTIONS

BEARS—Richardson 1-45; Rivera 1-4; Duerson 1-0.
LIONS—Watkins 1-0; McNorton 1-10; Bunz 1-17.

SACKS

BEARS—Wilson 1-7; Marshall 1-4; Perry 1-7; Dent 2-21; Keys 1-6.
LIONS—J. Williams 1-5; Green 1/2-6; Ferguson 1 1/2-13; Gay 1-5.





1985 Post-Season Statistics

RESULTS AND ATTENDANCE (ACTUAL)

J 5	(S)	Chicago 21, N.Y. Giants 0	62,076
J 12	(S)	Chicago 24, L.A. Rams 0	63,522
J 26	(NO)	Chicago 46, New England 10	73,818

TEAM STATISTICS

	BEARS	OPPONENTS
TOTAL FIRST DOWNS	53	31
Rushing	27	7
Passing	25	21
Penalty	1	3
3rd Down: Made/Att.	18/46	3/36
4th Down: Made/Att.	1/2	1/3
TOTAL NET YARDS	1003	434
Avg. Per Game	334.3	144.6
Total Plays	202	169
Avg. Per Play	4.9	2.6
NET YARDS RUSHING	405	126
Avg. Per Game	135.0	41.6
Total Rushes	126	51
NET YARDS PASSING	598	309
Avg. Per Game	199.3	103.0
Tackled/Yards Lost	6/38	16/143
Gross Yards	636	452
Attempts/Completions	70/39	102/41
Pct. of Completions	59.1	40.2
Had Intercepted	0	3
PUNTS/AVERAGE	20/38.0	26/39.9
NET PUNTING AVG.	230.3	323.0
PENALTIES/YARDS	15/108	13/85
FUMBLES/BALL LOST	6/3	11/7
TOUCHDOWNS	11	1
Rushing	5	0
Passing	3	1
Returns	3	0

SCORE BY PERIODS	1	2	3	4	OT	Total
BEARS TOTAL	30	10	42	9	0	91
Opp. Total	3	0	0	7	0	10

SCORING

PLAYER	TDR	TDP	TDR1	PAT	FG	S	TP
K. Butler	0	0	0	11-11	4-7	0	23
J. McMahon	3	0	0	0-0	0-0	0	18
D. McKinnon	0	2	0	0-0	0-0	0	12
S. Gayle	0	0	1	0-0	0-0	0	6
W. Marshall	0	0	1	0-0	0-0	0	6
W. Gault	0	1	0	0-0	0-0	0	6
W. Perry	1	0	0	0-0	0-0	0	6
R. Phillips	0	0	1	0-0	0-0	0	6
M. Suhey	1	0	0	0-0	0-0	0	6
H. Waechter	0	0	0	0-0	0-0	1	2
BEARS TOTAL	5	3	3	11-11	4-7	0	91
Opp. Total	0	1	0	1-1	1-2	0	10

RUSHING

PLAYER	NO.	YDS	AVG	LG	TD
W. Payton	67	186	2.8	12	0
M. Suhey	23	108	4.7	11	1
J. McMahon	14	60	4.3	16	3
D. Gentry	6	23	3.8	8	0
C. Thomas	9	18	2.0	7	0
T. Sanders	4	15	3.8	10	0
W. Perry	1	1	1.0	1	1
S. Fuller	1	1	1.0	1	0
D. McKinnon	1	-7	-7.0	-7	0
BEARS TOTAL	126	405	3.2	16	5
Opp. Total	51	125	2.5	14	0

RECEIVING

PLAYER	NO.	YDS	AVG.	LG	TD
W. Gault	11	253	23.0	68	1
W. Payton	8	52	6.5	19	0
D. McKinnon	4	69	17.3	23	2
E. Moorehead	4	50	12.5	21	0
M. Suhey	4	36	9.0	24	0
D. Gentry	3	82	27.3	41	0
T. Wrightman	2	54	27.0	46	0
K. Margerum	2	36	18.0	29	0
C. Thomas	1	4	4.0	4	0
BEARS TOTAL	39	636	14.1	60	3
Opp. Total	41	452	11.0	33	1

INTERCEPTIONS

PLAYER	NO.	YDS.	AVG.	LG	TD
L. Frazier	1	-3	-3.0	0	0
R. Phillips	1	28	28.0	28	1
J. Morrissey	1	47	47.0	47	0
BEARS TOTAL	3	72	24.0	47	1
Opp. Total	0	0	0.0	0	0

PUNTING

PLAYER	NO.	YDS.	AVG.	TB	in 20	LG	Bk.
M. Buford	20	760	38.0	2	4	55	0
BEARS TOTAL	20	760	38.0	2	4	55	0
Opp. Total	26	1037	39.9	1	7	63	0

KICKOFF RETURNS

PLAYER	NO.	YDS	AVG	LG	TD
W. Gault	5	70	14.0	21	0
D. Gentry	1	22	22.0	22	0
BEARS TOTAL	6	92	15.3	22	0
Opp. Total	15	324	21.6	45	0

PLACE KICKING

FIELD GOALS	1-19	20-29	30-39	40-49	50+	Total
K. Butler	0-0	3-4	1-2	0-1	0-0	4-7
BEARS TOTAL	0-0	3-4	1-2	0-1	0-0	4-7
Opp. Total	0-1	0-0	1-1	0-0	0-0	1-2

FIELD GOALS: Made Missed

K Butler (26, 49, 38) (34) (28, 24, 24)

PASSING

PASSING	ATT	COMP	YDS	PCT	AVG	ATT	TD	PCT.	TD	INT	PCT.	INT	LG	LOST	ATT	RATING
J. McMahon	66	39	636	59.1	9.63	3	4.6	0	0	0	0	60	4-26	106.8		
S. Fuller	4	0	0	0	0	0	0	0	0	0	0	0	1-11	0		
W. Perry	0	0	0	0	0	0	0	0	0	0	0	0	1-1	0		
BEARS TOTAL	70	39	636	55.7	9.09	3	4.6	0	0	0	0	60	6-38	101.7		
Opp. Total	102	41	452	40.2	4.43	0	0	3	2.9	33	16-143	42.0				

PLAYOFF DEFENSIVE STATISTICS (UNOFFICIAL)

PLAYER	TOTAL	SOLO	ASSISTS	SACKS	YARDS	PASSES DEFENDED	FORCED FUMBLES	FUMBLES RECOVERED	BLOCKS
G. Fencik	14	11	3	1.0	5.0	0	0	0	0
O. Wilson	13	10	3	5.0	6.0	0	1	0	0
M. Singletary	13	9	4	1.0	11.0	1	0	1	0
W. Marshall	10	6	4	0.0	0	0	1	1	0
R. Dent	9	9	0	4.5	49.0	1	2	0	0
D. Duerson	8	8	0	0.0	0	1	0	0	0
W. Perry	7	6	1	1.0	7.0	0	0	0	0
D. Hampton	7	6	1	1.0	4.0	0	1	0	0
L. Frazier	5	5	0	0.0	0	3	0	0	0
R. Rivera	4	4	0	0.0	0	0	0	0	0
M. Richardson	3	2	1	0.0	0	1	0	0	0
S. McMichael	3	2	1	0.0	0	0	0	0	0
C. Thrift	2	0	2	0.0	0	0	0	0	0
S. Gayle	1	1	0	0.0	0	2	0	0	0
R. Phillips	1	1	0	0.0	0	0	0	0	0
T. Keys	1	0	1	0.0	0	1	0	0	0
J. Covert	0	0	0	0.0	0	0	0	1	0

CHICAGO BEARS VETERANS PLAYOFF EXPERIENCE

Games Played		Started		Games Played		Started	
Brad Anderson	3	0	Wilber Marshall	5	3		
Tom Andrews	5	0	Dennis McKinnon	5	5		
Brian Baschnagel	3	1	Jim McMahon	3	3		
Kurt Becker	2	2	Steve McMichael	5	5		
Mark Bortz	5	5					
*Maury Buford	5	0	*Emery Moorehead	6	5		
Kevin Butler	3	0	Jim Morrissey	3	0		
Brian Cabral	3	0	Keith Ortego	3	0		
Jim Covert	5	5	Walter Payton	7	7		
Richard Dent	5	5	William Perry	3	3		
Dave Duerson	5	3	Reggie Phillips	3	0		
Pat Dunsmore	2	0	Dan Rains	2	0		
Gary Fencik	7	7	Mike Richardson	5	5		
Leslie Frazier	5	4	Ron Rivera	5	0		
*Andy Frederick	16	0	Thomas Sanders	3	0		
Steve Fuller	5	2	Mike Singletary	5	5		
Willie Gault	5	5	Matt Suhey	5	5		
Shaun Gayle	3	0	Ken Taylor	3	0		
Dennis Gentry	5	0	Tom Thayer	3	3		
Dan Hampton	6	6	Calvin Thomas	5	0		
Mike Hartenstine	7	4	*Cliff Thrift	10	2		
Jay Hilgenberg	5	5	Mike Tomczak	1	0		
Stefan Humphries	3	0	Keith Van Horne	5	5		
Tyrone Keys	5	0	Henry Waechter	5	0		
Mitch Krenk	2	0	Otis Wilson	5	5		
Ken Margerum	3	0	Tim Wrightman	3	0		

*includes playoff experience with other teams.

NFC Divisional Playoff Bears 21, New York Giants 0

Soldier Field 62,076

1/5/86

NEW YORK 0 0 0 0 — 0
CHICAGO 7 0 14 0 — 21

BEARS—Gayle, 5-yd. punt return (Butler kick).
BEARS—McKinnon, 23-yd. pass from McMahon (Butler kick), 5 plays/41 yards. **BEARS**—McKinnon, 20-yd. pass from McMahon (Butler kick), 3 plays/64 yards.

Team Statistics	Giants	Bears
First Downs	10	17
Total Net Yards	181	363
Rushes/Net Yards	14/32	44/147
Net Passing	149	216
Pass Attempts/Completions	35/14	21/11
Had Intercepted	0	0
Punts/Average	9/38.1	6/37.3
Return Yardage	104	48
Penalties/Yards	4/25	2/20
Fumbles/Lost	3/1	0/0
Sacks/Yards	0/0	6/60
Possession Time	22:46	37:14

RUSHING

BEARS—Payton 27-93; Suhey 6-33; McMahon 5-18; Thomas 4-11; McKinnon 1-(-7); Gentry 1-(-1).

GIANTS—Morris 12-32; Williams 1-(-9); Galbreath 1-9.

RECEIVING

BEARS—Payton 1-4; Gault 3-68; McKinnon 3-52; Suhey 2-5; Gentry 1-41; Wrightman 1-46.

GIANTS—Carpenter 3-24; Bavaro 4-36; Adams 3-65; Johnson 1-17; McConkey 1-23; Galbreath 1-11; B. Williams 1-33.

PASSING

BEARS—McMahon 11-21-216, 2 TD's

GIANTS—Simms 14-35-209.

SACKS

BEARS—Fencik 1-5; Singletary 1-11; Wilson ½-6; Dent 3½-38.

NFC CHAMPIONSHIP GAME Bears 24, Los Angeles 0

Soldier Field 63,522

1/12/86

LOS ANGELES 0 0 0 0 — 0
CHICAGO 10 0 7 7 — 24

BEARS—McMahon, 16-yd. run (Butler kick), 5 plays/56 yards. **BEARS**—Butler, 34-yd. field goal, 7 plays/33 yards. **BEARS**—Gault, 22-yd. pass from McMahon (Butler kick), 9 plays/52 yards. **BEARS**—Marshall, 52-yd. fumble return (Butler kick).

Team Statistics	Rams	Bears
First Downs	9	13
Total Net Yards	130	232
Rushes/Net Yards	26/86	33/91
Net Passing	44	141
Pass Attempts/Completions	31/10	25/16
Had Intercepted	1	0
Punts/Average	11/39.2	10/36.3
Return Yardage	92	40
Penalties/Yards	4/25	6/48
Fumbles/Lost	4/2	3/1
Sacks/Yards	3/20	3/22
Possession Time	25:33	34:27

RUSHING

BEARS—Payton 18-32; Suhey 6-23; McMahon 4-28; Thomas 3-(-1); Gentry 2-9.

RAMS—Dickerson 17-46; Redden 9-40.

RECEIVING

BEARS—Moorehead 2-28; Gault 4-56; Payton 7-48; Wrightman 1-8; Suhey 1-7; McKinnon 1-17.

RAMS—Hunter 3-29; Brown 2-14; Dickerson 3-10; Ellard 1-5; Duckworth 1-8.

PASSING

BEARS—McMahon 16-25-164, 1 TD.

RAMS—Brock 10-31-66, 1 int.

INTERCEPTIONS

BEARS—Frazier 1-(-3).

SACKS

BEARS—Perry 1-7; Dent 1-11; Hampton 1-4.

RAMS—Doss 1-7; Reed 2-13.

SUPER BOWL XX
Bears 46, New England 10
 New Orleans' Superdome 73,818
 1/26/86

CHICAGO 13 10 21 2 — 46
NEW ENGLAND 3 0 0 7 — 10

PATRIOTS—Franklin, 36-yd. field goal, 4 plays/0 yards. **BEARS**—Butler, 28-yd. field goal, 8 plays/59 yards. **BEARS**—Butler, 24-yd. field goal, 7 plays/7 yards. **BEARS**—Suhey, 11-yd. run (Butler kick), 2 plays/13 yards. **BEARS**—McMahon, 2-yd. run (Butler kick), 10 plays/59 yards. **BEARS**—Butler, 24-yd. field goal, 11 plays/72 yards. **BEARS**—McMahon, 1-yd. run (Butler kick) 9 plays/96 yards. **BEARS**—Phillips, 28-yd. interception return (Butler kick). **BEARS**—Perry, 1-yd. run (Butler kick), 6 plays/37 yards. **PATRIOTS**—Fryar, 8-yd. pass from Grogan (Franklin kick), 12 plays/76 yards. **BEARS**—Safety, Grogan tackled by Waechter in end zone.

Team Statistics	Patriots	Bears
First Downs	12	23
Total Net Yards	123	408
Rushes/Net Yards	11/17	49/167
Net Passing	116	241
Pass Attempts/Completions	36/17	24/12
Had Intercepted	2	0
Punts/Average	6/43.8	4/43.3
Return Yardage	175	144
Penalties/Yards	5/35	7/40
Fumbles/Lost	4/4	3/2

Sacks/Yards 3/15 7/61
 Possession Time :20:45 39:15

RUSHING

BEARS—Payton 22-61; Suhey 11-52; McMahon 5-14; Thomas 2-8; Gentry 3-15; Perry 1-1; Fuller 1-1; Sanders 4-15.

PATRIOTS—C. James 5-1; Hawthorne 1-(-4); Collins 3-4; Weathers 1-3; Grogan 1-3.

RECEIVING

BEARS—Gault 4-129; Moorehead 2-22; Thomas 1-4; Suhey 1-24; Gentry 2-41; Margerum 2-36.

PATRIOTS—Collins 2-19; C. James 1-6; Morgan 7-70; Starring 2-39; Ramsey 2-16; Weathers 1-3; Fryar 2-24.

PASSING

BEARS—McMahon 12-20-256; Fuller 0-4-0; Perry 0-0-0.

PATRIOTS—Eason 0-6-0; Grogan 17-30-177, 1 TD, 1 int.

INTERCEPTIONS

BEARS—Phillips 1-28; Morrissey 1-47.

SACKS

BEARS—Wilson 2-24; Marshall 1/2-5; Waechter 1-5 (safety); McMichael 1-5; Dent 1 1/2-12; Hampton 1-10.

PATRIOTS—Owens 2-4; Thomas 1-11.



CHICAGO BEARS 1986 VETERAN ROSTER

NO.	PLAYER	POS.	HGT.	WGT.	BIRTHDATE	NFL EXP.	COLLEGE
86	Anderson, Brad	WR	6-2	198	01/21/61	3	Arizona
60	Andrews, Tom	C	6-4	267	01/21/61	3	Louisville
84	Baschnagel, Brian	WR	5-11	193	01/08/54	10	Ohio State
79	Becker, Kurt	G	6-5	278	12/22/58	4	Michigan
62	Bortz, Mark	G	6-6	270	02/12/61	4	Iowa
8	Buford, Maury	P	6-1	198	02/18/60	2	Texas Tech
6	Butler, Kevin	K	6-1	200	07/24/62	R	Georgia
54	Cabral, Brian	LB	6-1	232	06/23/56	7	Colorado
74	Covert, Jim	T	6-4	275	03/22/60	4	Pittsburgh
95	Dent, Richard	DE	6-5	260	12/13/60	4	Tenn. State
22	Duerson, Dave	S	6-1	208	11/28/60	4	Notre Dame
88	Dunsmore, Pat	TE	6-3	237	10/02/59	3	Drake
45	Fencik, Gary	S	6-1	193	06/11/54	11	Yale
21	Frazier, Leslie	CB	6-0	187	04/03/59	6	Alcorn State
71	Frederick, Andy	T	6-6	265	07/25/54	10	New Mexico
4	Fuller, Steve	QB	6-4	195	01/05/57	8	Clemson
83	Gault, Willie	WR	6-1	178	09/05/60	4	Tennessee
23	Gayle, Shaun	CB	5-11	193	03/08/62	3	Ohio State
29	Gentry, Dennis	RB	5-8	186	02/10/55	5	Baylor
99	Hampton, Dan	DT	6-5	270	09/19/57	8	Arkansas
73	Hartenstine, Mike	DE	6-3	254	07/27/53	12	Penn State
63	Hilgenberg, Jay	C	6-3	264	03/21/59	6	Iowa
75	Humphries, Stefan	G	6-3	268	01/20/62	3	Michigan
98	Keys, Tyrone	DE	6-7	270	10/24/59	4	Miss. State
82	Margerum, Ken	WR	6-0	180	10/05/58	5	Stanford
58	Marshall, Wilber	LB	6-1	225	04/18/62	3	Florida
85	McKinnon, Dennis	WR	6-1	185	08/22/61	4	Florida State
9	McMahon, Jim	QB	6-1	190	08/21/59	5	BYU
76	McMichael, Steve	DT	6-2	265	10/17/57	7	Texas
87	Moorehead, Emery	TE	6-2	225	03/22/54	10	Colorado
51	Morrissey, Jim	LB	6-3	220	12/24/62	2	Michigan State
89	Ortego, Keith	WR	6-0	180	08/30/63	2	McNeese State
34	Payton, Walter	RB	5-10	202	07/25/54	12	Jackson State
72	Perry, William	DT	6-2	310	12/16/62	2	Clemson
48	Phillips, Reggie	DB	5-10	170	12/12/60	2	S. Methodist
53	Rains, Dan	LB	6-1	222	04/26/56	3	Cincinnati
27	Richardson, Mike	CB	6-0	188	05/23/61	4	Arizona State
59	Rivera, Ron	LB	6-3	239	01/07/62	3	California
20	Sanders, Thomas	RB	5-11	203	01/04/62	R	Texas A&M
50	Singletary, Mike	LB	6-0	228	10/09/58	6	Baylor
26	Suhay, Matt	FB	5-11	216	07/07/58	7	Penn State
31	Taylor, Ken	CB	6-1	186	09/02/63	2	Oregon State
57	Thayer, Tom	G	6-4	280	08/16/61	2	Notre Dame
33	Thomas, Calvin	FB	5-11	245	01/07/60	5	Illinois
52	Thrill, Cliff	LB	6-1	235	05/03/56	8	East Central OK
18	Tomczak, Mike	QB	6-1	195	10/23/62	2	Ohio State
78	Van Horne, Keith	T	6-6	280	11/06/57	6	USC
70	Waechter, Henry	DT	6-5	275	02/13/59	5	Nebraska
55	Wilson, Otis	LB	6-2	232	09/15/57	7	Louisville
80	Wrightman, Tim	TE	6-3	235	03/27/60	2	UCLA

CHICAGO BEARS 1986 FIRST YEAR ROSTER

Name	Pos.	Ht.	Wt.	Birthdate	College	Birthplace	Residence	Acq.
Allen, Egypt	DB	6-0	203	8/8/64	TCU	Dallas, TX	Dallas, TX	FA
Anderson, Neal	RB	5-11	210	8/14/64	Florida	Graceville, FL	Graceville, FL	D1
Ayers, Marvin	DE	6-5	255	9/12/63	Grambling	Dallas, TX	Dallas, TX	FA
Baker, Mark	DT	6-5	267	11/2/62	Angelo	Odessa, TX	Monahans, TX	FA
Barnes, Lew	WR	5-8	163	12/27/62	Oregon	Long Beach, CA	San Diego, CA	D5
Blair, Paul	OT	6-4	290	8/3/63	Oklahoma State	Edmond, OK	Edmond, OK	D4
Byrd, Sylvester	TE	6-3	236	5/1/63	Kansas City, KS	Kansas City, KS	Kansas City, KS	FA
Cameron, Jack	DB	6-0	182	11/5/61	Winston-Salem	Roxboro, NC	Winston-Salem, NC	FA
Donlay, Doug	WR	6-1	180	2/6/59	Ohio State	Cambridge, Ohio	Dallas, TX	FA
Douglass, Maurice	DB	5-11	200	2/12/64	Kentucky	Muncie, IN	Cincinnati, OH	D8
Dywer, Mike	DT	6-2	265	6/13/63	U. of Mass.	Boston, MA	Dallas, TX	FA
Hashaway, Gary	RB	5-11	194	11/7/62	SMU	Pittsburg, TX	Dallas, TX	FA
Hundlay, Barton	SS	5-11	187	9/19/63	Kansas State	Clay Center, KS	Clay Center, KS	D10
Jackson, Chris	C	6-4	250	8/21/61	SMU	Suffern, NY	Houston, TX	FA
Jackson, Henry	LB	6-0	225	5/25/63	Angelo	Parkland Garland, TX	Beaumont, TX	FA
Jackson, Vestee	DB	6-0	186	8/14/63	Washington	Fresno, CA	Seattle, WA	D2
Jacobson, Steve	DT	6-3	245	1/18/62	Abil. Christian	Corpus Christi, TX	Baytown, TX	FA
Jones, Bruce	SS	6-1	195	12/26/62	No. Alabama	Courtland, AL	Courtland, AL	D7
Jones, Gordon	WR	6-0	190	7/25/57	Pittsburgh	Buffalo, NY	Tampa, FL	FA
Kindt, Don	TE	6-7	258	3/9/61	Wis. LaCrosse	Milwaukee, WI	Brookfield, WI	FA
Knapczyk, Ken	WR	5-11	190	4/21/63	N. Iowa	Chicago, IL	Mokena, IL	FA
Kozlowski, Glen	WR	6-1	193	12/31/62	Brigham Young	Honolulu, Hawaii	Carlsbad, CA	D11
McKinney, Jeff	HB	5-10	199	12/7/63	W. Illinois	Peoria, IL	Peoria, IL	FA
Miller, Jeff	QB	6-3	216	3/14/63	Indiana St.	Decatur, IN	Ossian, IN	FA
Montella, Bruce	DB	5-11	190	7/6/64	U. of Chicago	Hammond, IN	Lansing, IL	FA
Moore, Leveille	G	6-2	270	6/7/64	Grambling	Eatontown, NJ	Monroe, LA	FA
Murray, Calvin	RB	5-11	182	10/18/58	Ohio State	Middle Township, NJ	Middle Township, NJ	FA
Powell, Jeff	RB	5-10	170	5/27/63	Tennessee	Nashville, TN	Nashville, TN	D6
Spivak, Joe	G	6-0	288	2/19/62	Illinois St.	Chicago, IL	Orland Park, IL	FA
Stracka, Tim	WR	6-4	220	9/27/59	Wisconsin	Madison, WI	Madison, WI	FA
Tagart, Mark	LB	6-4	225	11/15/62	Illinois	San Jose, CA	San Jose, CA	FA
Taylor, Gerald	LB	6-2	235	4/23/64	TCU	Dallas, TX	Dallas, TX	FA
Teltschik, John	P	6-1	207	3/8/64	Texas	Floresville, TX	Kerrville, TX	D9
Thorpe, Don	DT	6-4	255	7/10/62	Illinois	Chicago, IL	Arlington Hts., IL	FA
Turner, Darron	DT	6-2	275	11/1/63	TCU	Houston, TX	Houston, TX	FA
Walton, Riley	TE	6-3	230	8/6/62	Tenn. St.	Nashville, TN	Nashville, TN	FA
Williams, David	WR	6-3	190	6/10/63	Illinois	Los Angeles, CA	Los Angeles, CA	D3
Williams, Vernon	FB	6-0	218	2/27/64	Rutgers	Trenton, NJ	Amhurst, MA	FA
Zeman, Ed	DB	6-1	195	9/25/63	Ft. Lewis	Denver, CO	Los Angeles, CA	FA

LIMITED INSTANT REPLAY SYSTEM TO BE USED IN 1986

At the NFL Annual Meeting in March 1986, the clubs adopted (by a 23-4-1 vote) a one-year system of limited Instant Replay of officiating calls for 1986.

The NFL has discussed Instant Replay in some degree or other since the early 1970s. The League experimented in 1976 and 1978 using two basic frameworks—an independent system using cameras, replay machines, and technicians separate from the network covering the game, and a "no frills" approach using existing television coverage.

In 1985, the NFL used the network feed of nine nationally televised preseason games to experiment with the basic system that later was adopted for 1986. A total of 28 plays were examined closely (17 confirmed call, 4 were inconclusive, 1 was reversed, and 6 had no replay shown).

What is the objective of this system?

The clubs feel that on certain plays the telecast viewed by the general public should be used to correct an indisputable error. The system will be used to reverse an on-field decision only when the Replay Official has *indisputable visual evidence* available to him that warrants the change.

Is the television network carrying the game part of the review process?

No. Although the Replay Official will be viewing the live network feed, there is no communication to television personnel as to what plays to show or not to show.

What is the step-by-step procedure of a play review?

The Replay Official will view game action and a play will be replayed immediately on one of the two monitors, while the other monitor continues to record the live feed.

The Replay Official makes a determination if further study of the play is

needed. If not, there is no contact with the field and play continues.

If the Replay Official believes an error may have been made, the Umpire will be contacted (via a paging device worn at the bellline), and he then will use a walkie-talkie for further communication with the Replay Official.

The Replay Official will watch replay(s) on one or both monitors and complete his review within a reasonable period (probably 15-20 seconds) after the play is over. (If there is a time out, the Replay Official would not be restricted to the 15-20-second period.)

The Replay Official will inform the Umpire of his decision, and the Referee will make the appropriate announcement on the wireless microphone.

The limited Instant Replay system concentrates on plays of possession or touching (e.g., fumbles, receptions, interceptions, muffs) and most plays governed by the sidelines, goal lines, end lines, and line of scrimmage (e.g., receiver or runner in or out of bounds, forward or backward passes, breaking the plane of the goal line).

However, the Instant Replay system will *not* include the following fouls: clipping; encroachment and offsides; grasp of facemask; false start; defensive pass interference; offensive pass interference; offensive holding and illegal use of hands; illegal batting or punching ball; illegal block on free kick or scrimmage kick; illegal crackback; illegal motion; illegal use of forearm or elbow; illegal use of hands by defense; illegally kicking the ball; illegally snapping the ball; intentional grounding; member of the punting team downfield early; illegal formation; palpably unfair act; piling on; roughing the passer; running into or roughing the kicker; striking, kicking, or kneeling; unnecessary roughness; unsportsmanlike conduct; and use of the helmet as a weapon.

WHAT TO LOOK FOR IN 1986

- *Bears becoming the first team from the NFC Central to reach the conference championship game in three consecutive seasons since the current divisional alignment was instituted in 1970.
- *Bears improving their record of 8 straight home victories vs. AFC opponents in games against Cleveland and Pittsburgh.
- *Bears improving on their record of 33-4 when leading after 3 quarters since Mike Ditka arrived in 1982.
- *Bears increasing their streak vs. NFC Central opponents where they have won 17 of their last 18 games.
- *Bears continuing their success at Soldier Field where they have won 19 of their last 21 games.
- *Bears increasing their record of 5 straight victories in domed stadiums in games at Houston, Minnesota and Detroit.
- *Bears hosting the four-time Super Bowl champion Pittsburgh Steelers for the first time since 1971. The Steelers were the first regular season opponent at Soldier Field.
- *Bears leading the NFL once again in time of possession. They led in both 1984 and 1985.
- *The Cleveland Browns making their first regular season appearance at Soldier Field. The Buffalo Bills are now the only NFL team that hasn't played a regular season game at Soldier Field.
- *Bears concluding regular season play with a victory. Chicago has won 9 of last 11 regular season finales.
- *Mike Hartenstine breaking the club record for consecutive games played. He has never missed a game in his Bears career, playing in 163 straight games. He would break Bob Parsons' record of 167 on October 5 vs. Minnesota at Soldier Field.
- *Walter Payton improving on his NFL record 14,860 career yards rushing. Payton needs two rushing TD's to become the 3rd player in NFL history to reach 100 rushing TD's. Jim Brown (106) and John Riggins (104) have also reached the milestone.
- *Walter Payton passing 2,000 combined rushing/receiving yards for the 4th consecutive season. Payton has exceeded 2,000 combined yards on four occasions: 1977, 83-85. Including his kick return yardage, Payton has 19,338 career yards.
- *Gary Fencik breaking Richie Petitbon's club record of 37 interceptions. The 11-year safety has 35 career thefts and has led or tied for the club lead on four occasions. Fencik also needs only two takeaways to break Dick Butkus' record of 47 (interceptions, fumble recoveries).
- *Mike Singletary earning all-pro honors for the 4th consecutive season and becoming the first Bears player since Walter Payton (1978-81) to be named to four consecutive Pro Bowls.
- *Kevin Butler continuing his exceptional accuracy on field goals inside 40 yards. He currently has a streak of 22 consecutive FG's inside the 40. Benny Ricardo holds the longest NFL streak with 29.
- *Jim McMahon improving on his club record (3.43) of lowest percentage of interceptions. He has thrown only 33 interceptions in 961 attempts.
- *Richard Dent leading the NFC in QB sacks for the 3rd consecutive year. He led the NFC in 1984 with 17½ and again in 1985 with 17.

GEORGE S. HALAS

February 2, 1895–October 31, 1983

Leading the Chicago Bears for more than a half-century, George S. Halas, the team's founder and head coach for 40 years, was one of the most enduring personalities in sports history. Halas was active in the Bears since 1920 when he founded the team and 1986 represents the 67th year since the Bears came into being as the Decatur Staleys. No other football coach, professional or college, has equalled his personal winning record. The 40 years he had been coach break down into four separate tenures: 1920-29, 1933-42, 1946-55 and 1958-67. In those years, the Bears won 326 games, including playoff wins.

Halas was born and raised on Chicago's west side, prepped at Crane Tech High School before attending the University of Illinois where he earned a B.S. degree and lettered in football, basketball and baseball. After graduation in 1918, he went into the Navy for the first of his two tours of duty. He was named player of the game in the 1919 Rose Bowl as an end on that Great Lakes team that beat the Marines 17-0. A commander when he left active duty in 1946, Halas retired as a captain in the Naval Reserve. He was also awarded the Distinguished Citizens Award, the highest honor the Navy can bestow on a civilian.

After leaving the Navy, Halas played right field for the New York Yankees. A hip injury shortened his baseball career. Halas went to work for a Decatur, Illinois corn products firm owned by an enthusiastic sports fan, Mr. A. E. Staley. Mr. Staley, who sponsored a semi-pro baseball team and later that summer, commissioned Halas to organize an independent football team.

The Decatur Staleys were forerunners of the Bears. In 1921, they were known as the Chicago Staleys and in 1922, the team officially became known as the Chicago Bears.

PRO CAREER: As a player, Halas set an NFL record that stood for 49 years. He ran 98 yards for a TD with a Jim Thorpe fumble in a 26-0 win over the Oorang Indians at Wrigley Field November 4, 1923. He played end for the Bears from 1920-29; he was named to the NFL All-Pro squad of the 1920's.

PRO COACHING CAREER: Four times, Halas interrupted his coaching activities of his own volition. He turned over the leadership to Ralph Jones from 1930 through 1932. When he left for the U.S. Navy on November 1, 1942, Luke Johnsos and "Hunk" Anderson shared head coaching responsibilities through '45. John "Paddy" Driscoll coached in 1956-57. Coincidentally, in '33 and again in '46 when Halas resumed duties after having been away, his Bears' won world championships immediately. During the 1940's, Halas' teams reached the height of its power with four straight Western Conference titles; three world championships; a fantastic four-season record (including preseason games) of 62 wins, 7 losses, 1 tie for a winning percentage of .899; 2,164 points against 842. The 1940 team, which defeated the Washington Redskins 73-0 for the world championship, was voted the greatest professional team of all time by the National Academy of Sports Editors in 1963. Resuming coaching in 1958, Halas needed a little more time to develop another championship and in 1963, the Bears won their eighth championship. The Associated Press, The Sporting News, and the United Press International named him Coach-of-the-Year after the 1963 and 1965 seasons. He is a charter member of the Pro Football Hall of Fame. He retired from coaching May 27, 1968.

HALAS HALLMARKS

NO. 1 WINNING COACH OF ALL TIME

NAME & SEASONS ACTIVE	WON	LOST	TIED	PCT.
GEORGE S. HALAS (40)	326	151	30	.673
Paul (Bear) Bryant (38)	323	85	17	.780
A. A. Stagg (57)	314	199	35	.605
Eddie Robinson (40)	313	101	15	.756
Glenn (Pop) Warner	313	106	32	.729
Wayne (Woody) Hayes (33)	238	72	10	.759
E. L. (Curly) Lambeau (33)	234	135	23	.626

HALAS' BEARS RECORDS

As Player

Longest run with opponent's fumble: 98 yards (TD) 11/4/23

ALL-TIME COACHING RECORDS

Most wins: 326

Most consecutive regular season wins without defeat: 23-0-1 (1941-43); tied with old Canton Bulldogs

Most consecutive wins (all games): 18 (1933-34) & (1941-42)

Most consecutive regular season victories: 17 (1933-34)

BEAR COACHING RECORDS

Most wins: 326

Most regular season wins; consecutive: 23 (1941-43)

Most consecutive wins (including playoffs): 18 (1933-34) & (1941-43)

Most consecutive wins (all games): 30 (1932-33)

Most World Champions: 6 (1921, 1933, 1940-41, 1946, 1963)

BEARS VS. THE NFL

Opponents (1st Game)	Regular Season	Post Season	Pre-Season
Atlanta (1966)	5-9	0-0	0-0
Buffalo (1969)	2-1	0-0	6-0-1
Cincinnati (1972)	0-2	0-0	2-4
Cleveland (1950)	2-6	0-0	4-11
Dallas (1960)	4-7	0-1	2-2
Denver (1970)	4-3	0-0	2-2
Detroit (1930)	59-42-3	0-0	1-0
Green Bay (1921)	70-55-6	1-0	6-13-3
Houston (1969)	1-2	0-0	4-4
Indianapolis (1953)	18-24-1	0-0	4-4-1
Kansas City (1967)	2-1	0-0	1-3
L.A. Raiders (1972)	2-3	0-0	2-1
L.A. Rams (1946)	2-3	1-0	2-1
Miami (1971)	0-4	0-0	1-2
Minnesota (1961)	22-25-2	0-0	1-2
New England (1972)	2-2	1-0	0-1
New Orleans (1968)	7-4	0-0	1-1
N.Y. Giants (1925)	22-14-2	5-2	12-6
N.Y. Jets (1974)	2-1	0-0	3-0
Philadelphia (1933)	20-3	0-1	14-8
Pittsburgh (1934)	16-4	0-0	15-6
St. Louis (1920)	52-25-6	0-0	9-19
San Diego (1970)	1-4	0-0	1-2
San Francisco (1950)	24-22-1	0-1	1-0
Seattle (1976)	1-3	0-0	1-1
Tampa Bay (1976)	12-4	0-0	1-0
Washington (1932)	13-8	3-2	22-7
TOTALS (27 Active NFL)	390-296-25	11-8	117-100-6
TOTALS (All Opponents)	497-320-42	12-3	210-106-10

1985 PLAYER TRANSACTIONS

Date	Roster No.	
7/30	94	QB Rusty Lisch , waived OT Dan Hampton , physically unable to perform WR Dennis McKinnon , physically unable to perform
8/2	91	P John Christopher , left camp
8/11	90	LB Ron Anderson , acquired waivers/Denver LB Marcus Marek , signed as free agent
8/12	92	RB Jackie Jackson , waived RB Anthony Thomas , waived RB Ricky Stewart , waived TE Kevin Riccio , waived TE Barry Hanna , waived DB Ken Miller , waived DB Kevin Gray , waived DB Mike Feldt , waived DB Roger Robinson , waived
8/14		P Rick Ward , waived
8/19	82	P Mike Viracola , waived K Bruce Kallmeyer , waived WR Ken Storey , waived QB Ken Cruz , waived DB Kevin Potter , waived DB John Hill , waived RB Ed Phillips , waived FB Rozell Clayton , waived FB Tony Lombardi , waived LB Ron Anderson , waived WR Stan Johnson , waived OL Eugene Rowell , waived OT Steve Buxton , waived OT Bill Heathcock , waived DE Curtis Garrett , waived C Matt Long , waived DB Jeff Fisher , injured reserve WR Brian Baschnagel , injured reserve TE Mitch Krenk , injured reserve WR Keith Ortego , injured reserve OL Joe Ramunno , injured reserve LB Dan Rains , injured reserve LB Mike Singletary , reserve/did not report
8/20	59	P Maury Buford , trade w/Chargers
8/21	60	LB Mike Singletary , report to camp
8/26	61	LB Marcus Marek , waived
8/27	60	T Tom Andrews , waived DE Charles Bennett , waived DT Jeff Kacmarek , waived G Joe Spivak , waived DB Mike Stoops , waived WR Jack Cameron , waived P Dave Finzer , waived WR Brent Duhon , waived RB Donald Jordan , waived TE Don Kindt , waived G Rob Fada , waived
8/28	50	

1985 PLAYER TRANSACTIONS (cont.)

9/2	49	DT	Henry Waechter, waived
		K	Bob Thomas, waived
		RB	Anthony Hutchison, waived
		LB	Jim Morrissey, waived
9/3	45	TE	Pat Dunsmore, placed on injured reserve
		DT	Henry Waechter, signed as free agent
9/5		C	Tom Andrews, signed as free agent
		G	Stefan Humphries, placed on injured reserve
9/10		LB	Brian Cabral, placed on injured reserve
		LB	Jim Morrissey, signed as free agent
10/3		G	Kurt Becker, placed on injured reserve
		G	Stefan Humphries, activated from IR
11/8		WR	James Maness, placed on injured reserve
		WR	Keith Ortego, activated from IR
1/10/86		WR	Brad Anderson, placed on injured reserve
		LB	Brian Cabral, activated from IR

Assistant Coaches

Name	Seasons	Years	Name	Seasons	Years
Allen, George	8	1958-65	Jagade, Chick	1	1956
Anderson, Hunk	8	1940-42, 1946-50	Johnsos, Luke	30	1935-39, 1941-42,
Austin, Bill	1	1971			1946-68
Bratkowski, Zeke	3	1972-74	Kazor, Steve	3	1982-85
Brumbaugh, Carl	3	1938, 1940, 1944	Kuhlmann, Hank	5	1978-82
Callahan, Ray	3	1975-77	LaRue, Jim	7	1978-85
Carr, Jim	3	1969, 1973-74	Lord, Bob	1	1974
Cherundolo, Chuck	6	1966-68, 1972-74	Luckman, Sid	16	1954, 1956-70
Cody, Ed	6	1965-70	Marchibroda, Ted	1	1981
Conner, George	2	1956-57	Mather, Chuck	8	1958-65
DeCorrevont, Bill	1	1949	Meyer, Ken	3	1978-80
Dimancheff, Babe	3	1966-68	Moss, Perry	4	1970-73
Dooley, Jim	9	1963-67, 1981-85	O'Connor, Fred	3	1975-77
Dovell, Whitey	3	1972-74	Plumb, Ted	5	1980-85
Driscoll, Paddy	20	1941-55, 1958-62	Ringo, Jim	3	1969-71
Ecklund, Brad	3	1975-77	Roland, Johnny	2	1983-85
Fichtner, Ross	3	1975-77	Ronzani, Gene	3	1947-49
Fortunato, Joe	2	1967-68	Ryan, Buddy	7	1978-85
Frei, Jerry	3	1978-80	Scovil, Doug	1	1978
George, Bill	1	1972	Shaughnessy, Clark	12	1951-62
Gerhart, Doug	1	1979	Shaw, Bob	3	1969-71
Gibron, Abe	7	1965-71	Shinnick, Don	2	1970-71
Gillman, Sid	1	1977	Stanfel, Dick	4	1981-85
Goldston, Ralph	1	1974	Stoltz, Jerry	4	1973-76
Grange, Red	8	1933-40	Stydahar, Joe	2	1963-64
Handler, Phil	17	1952-68	Turner, Bulldog	5	1952-56
Haupt, Dale	7	1978-85	Walquist, Laurie	2	1933-34
Hilton, John	3	1975-77	Wilson, George	2	1947-48
Hughes, Ed	3	1982-85			

Recent Bear Drafts

1975

- | | |
|---------------------------------------|---------------------|
| 1. PAYTON, Walter | RB Jackson State |
| 2. HARTENSTINE, Mike | DE Penn State |
| 3. Choice to Baltimore | |
| 4. LIVERS, Virgil | DB Western Kentucky |
| 5. Choice to Washington | |
| SOREY, Revie | G Illinois |
| from New Orleans | |
| 6. AVELLINI, Bob | QB Maryland |
| HICKS, Tom | LB Illinois |
| from Los Angeles through San Diego | |
| 7. Choice to Baltimore | |
| DOUTHITT, Earl | DB Iowa |
| from Washington through St. Louis | |
| 8. Choice to Baltimore through Denver | |
| HARRIS, Joe | LB Georgia Tech |
| from New England | |
| 9. STILLWELL, Roger | DT Stanford |
| 10. Choice to Miami | |
| JULIUS, Mike | G St Thomas, Minn. |
| from Los Angeles | |
| 11. DEAN, Mike | K Texas |
| 12. PLANK, Doug | DB Ohio State |
| 13. MC DANIEL, Charles | RB Louisiana Tech |
| 14. HARTFIELD, Walter | RB Southwest Texas |
| 15. MARCANTONIO, Steve | WR Miami |
| 16. BECKMAN, Witt | WR Miami |
| 17. HARPER, Roland | RB Louisiana Tech |

1976

- | | |
|--|----------------------|
| 1. LICK, Dennis | T Wisconsin |
| from Green Bay through Los Angeles & Detroit | |
| Choice to Detroit | |
| 2. Choice to Pittsburgh | |
| 3. BASCHNAGEL, Brian | RB- Ohio State |
| from New England | WR |
| Choice to Detroit | |
| 4. SCIARRA, John | DB UCLA |
| RHODES, Wayne | DB Alabama |
| from Detroit through Miami | |
| 5. Choice to Baltimore through Miami & Chicago | |
| 6. JIGGETTS, Dan | T Harvard |
| from Cleveland | |
| Choice forfeited | |
| 7. MUCKENSTURM, Jerry | LB Arkansas State |
| 8. Choice to Oakland through San Diego | |
| 9. Choice to Philadelphia | |
| 10. Choice to Washington | |
| 11. ANDERSEN, Norman | WR UCLA |
| 12. O'LEARY, John | RB Nebraska |
| 13. KASOWSKI, Dale | RB North Dakota |
| 14. CUJE, Ron | RB Oregon State |
| 15. MEYERS, Jerry | DT Northern Illinois |
| 16. PARKER, Ronald | TE TCU |
| 17. MALHAM, Mike | LB Arkansas St. |

1977

- | | |
|-----------------------------|------------------------|
| 1. ALBRECHT, Ted | T California |
| 2. SPIVEY, Mike | DB Colorado |
| 3. EARL, Robin | RB Washington |
| from New York Giants | |
| Choice to Miami | |
| 4. Choice to Pittsburgh | |
| 5. Choice to Oakland | |
| 6. EVANS, Vince | QB Southern California |
| from Tampa Bay | QB Southern California |
| Choice to Philadelphia | |
| 7. BUTLER, Gerald | WR Nicholls State |
| 8. Choice to New York Jets | |
| 9. BUONAMICI, Nick | DT Ohio State |
| 10. BRECKNER, Dennis | DE Miami |
| 11. ZELENCIK, Connie | C Purdue |
| 12. IRVIN, Terry | DB Jackson State |

1978

- | | |
|--|------------------------|
| 1. Choice to Los Angeles through Cleveland | |
| 2. Choice to San Francisco | |
| 3. SHEARER, Brad | DT Texas |
| 4. Choice to Kansas City | |
| 5. Choice to Cincinnati | |
| 6. SKIBINSKI, John | RB Purdue |
| from Kansas City | |
| IEREMIA, Mekeli | DE Brigham Young |
| 7. JONES, Herman | WR Ohio State |
| 8. FREITAS, George | TE California |
| 9. MARTIN, Mike | LB Kentucky |
| 10. ZAMBIASI, Ben | LB Georgia |
| 11. UNDERWOOD, Walt | DE Southern California |
| 12. SIBLEY, Lew | LB Louisiana State |

1979

- | | |
|------------------------------|------------------|
| 1. HAMPTON, Dan | DT Arkansas |
| from Tampa Bay | |
| HARRIS, Al | DE Arizona State |
| 2. WATTS, Rickey | WR Tulsa |
| 3. MC CLENDON, Willie | RB Georgia |
| 4. Choice to Cincinnati | |
| 5. Choice to Dallas | |
| 6. SULLIVAN, John | LB Illinois |
| 7. KUNZ, Lee | LB Nebraska |
| 8. MOSS, Rick | DB Purdue |
| 9. HEAVENS, Jerome | RB Notre Dame |
| 10. RESTIC, Joe | DB Notre Dame |
| 11. WRIGHT, Bob | T Cincinnati |
| 12. BECKER, Dave | DB Iowa |

1980

1. **WILSON, Otis**
2. **SUHEY, Matt**
3. Choice to Dallas
4. **THOMPSON, Arland**
5. **TABOR, Paul**
6. **GUESS, Mike**
7. **TOLBERT, Emanuel**
8. **CLARK, Randy**
9. **SCHONERT, Turk**
10. **STEPHENS, Willie**
11. **JUDGE, Chris**
12. **FISHER, Robert**

- LB Louisville
RB Penn State
- G Baylor
C Oklahoma
DB Ohio State
WR Southern Methodist
G Northern Illinois
QB Stanford
DB Texas Tech
DB Texas Christian
TE Southern Methodist

5. Choice to New England
 6. Choice to Cleveland
 7. Choice to Cleveland
 8. **DENT, Richard**
BORTZ, Mark
from San Diego
 9. **FADA, Bob**
ZAVAGNIN, Mark
from Cleveland through San Francisco
 10. **HUTCHISON, Anthony**
 11. **WORTHY, Gary**
 12. **WILLIAMS, Oliver**
from San Francisco
Choice to San Diego
- DE Tennessee State
DT Iowa
- G Pittsburgh
LB Notre Dame
- RB Texas Tech
RB Wilmington
WR Illinois

1981

1. **VAN HORNE, Keith**
2. **SINGLETARY, Mike**
from San Francisco
Choice to San Francisco
3. **MARGERUM, Ken**
4. **BELL, Todd**
5. Choice to San Francisco
6. **HENDERSON, Reuben**
7. **FISHER, Jeff**
8. **ZETTEK, Scott**
9. **DITTA, Frank**
10. **CLIFFORD, Tim**
11. **JOHNSON, Lonnie**
12. **SHUPRYT, Bob**

- T Southern California
LB Baylor
- WR Stanford
DB Ohio State
- DB San Diego State
DB Southern California
DT Notre Dame
G Baylor
QB Indiana
RB Indiana
LB New Mexico

1984

1. **MARSHALL, Wilber**
 2. **RIVERA, Ron**
 3. **HUMPHRIES, Stefan**
 4. **ANDREWS, Tom**
 5. Choice to WAS through SD.
SEA and NYG
 6. Choice to Dallas
 7. **ROBERTSON, Nakita**
 8. **ANDERSON, Brad**
 9. Choice to San Francisco
CASALE, Mark
from Cleveland
 10. **VESTMAN, Kurt**
GAYLE, Shaun
from Cleveland
 11. Choice to L.A. Rams
BUTKUS, Mark
from Cleveland
 12. Choice to Miami through SF
JORDAN, Donald
from Cleveland
- LB Florida
LB California
G Michigan
G Louisville
- RB Central Arkansas
WR Arizona
- QB Montclair State
- TE Idaho
DB Ohio State
- DT Illinois
- RB Houston

1982

1. **MC MAHON, Jim**
2. Choice to Tampa Bay
3. **WRIGHTMAN, Tim**
4. **GENTRY, Dennis**
5. **HARTNETT, Perry**
TABRON, Dennis
from San Diego
6. **BECKER, Kurt**
7. **WAECHTER, Henry**
8. **DOERGER, Jerry**
9. **HATCHETT, Mike**
10. **TURNER, Joe**
11. **BOLIAUX, Guy**
12. **YOUNG, Ricky**

- QB Brigham Young
- TE UCLA
RB Baylor
G Southern Methodist
DB Duke
- G Michigan
DT Nebraska
T Wisconsin
DB Texas
DB Southern California
LB Wisconsin
LB Oklahoma State

1985

1. **PERRY, William**
 2. **PHILLIPS, Reggie**
 3. **MANESS, James**
 4. **BUTLER, Kevin**
 5. Choice to N.Y. Jets
 6. Choice to L.A. Rams
 7. **BENNETT, Charles**
 8. **BUXTON, Steve**
 9. **SANDERS, Thomas**
 10. **CORYATT, Pat**
 11. **MORRISSEY, James**
 12. Choice to San Diego
- DT Clemson
DB Southern Methodist
WR Texas Christian
K Georgia
- DE S.W. Louisiana
T Indiana State
RB Texas A&M
DT Baylor
LB Michigan State

1983

1. **COVERT, Jimbo**
GAULT, Willie
from Tampa Bay
2. **RICHARDSON, Mike**
3. **DUERSON, Dave**
4. **THAYER, Tom**
DUNSMORE, Pat
from San Diego

- T Pittsburgh
WR Tennessee
- DB Arizona State
DB Notre Dame
C Notre Dame
TE Drake

All-Time First Round Picks

Year	Pick	Player	Year	Pick	Player
1936	6th	T Joe Stydahar, West Virginia	1963b	11th	(from Pitt for QB Ed Brown)
1937	8th	E Les McDonald, Nebraska			C Dave Behrman, Michigan St.
1938	10th	HB Joe Gray, Oregon St.	1964	14th	DT Dick Evey, Tennessee
1939a	2nd	(from Pitt for E Eggs Manske)	1965a	3rd	(from Pitt for '64 2nd, 4th round picks,) MLB Dick Butkus, Illinois
		QB Sid Luckman, Columbia			RB Gale Sayers, Kansas
1939b	6th	FB Bill Osmanski, Holy Cross	1965b	4th	(from Wash for WR Angelo Coia, DT
1940	7th	C-LB Bulldog Turner, Hardin-Simmons	1965c	6th	Fred Williams), DE Steve Delong,
1941a	1st	(from Phila for C John Schiechl)			Tennessee
		HB Tom Harmon, Michigan			DT George Rice, LSU
1941b	3rd	(from Pitt for QB Billy Patterson)	1966	12th	DE Loyd Phillips, Arkansas
		FB Norm Standlee, Stanford	1967	10th	RB Mike Hull, Southern Cal
1941c	9th	HB Don Scott, Ohio State	1968	17th	T Rufus Mayes, Ohio St.
1942	10th	QB Frankie Albert, Stanford	1969	14th	to GB for LB Roy Calley,
1943	9th	HB Bob Steuber, Missouri	1970	2nd	RB Elijah Pitts, C Bob Hyland
1944	8th	HB Ray Evans, Kansas			RB Joe Moore, Missouri
1945	7th	HB Don Lund, Michigan	1971	11th	(from Giants for C Bob Hyland, CB
1946	4th	QB Johnny Lujack, Notre Dame	1972a	3rd	Bennie McCrae), T Lionel Antoine,
1947a	1st	(bonus choice)			Southern Ill.
		HB Bob Fenimore, Oklahoma A & M			S Craig Clemons, Iowa
1947b	11th	HB Don Kindt, Wisconsin	1972b	12th	DT Wally Chambers, Eastern Ky.
1948a	—	(from Pitt for HB Ray Evans)	1973	8th	LB Waymond Bryant, Tennessee St.
		QB Bobby Layne, Texas	1974a	4th	(from LA for WR Dick Gordon)
1948b	—	E Max Baumgardner, Texas	1974b	20th	DE Dave Gallagher, Michigan
1949	10th	C Dick Harris, Texas			RB Walter Payton , Jackson St.
1950	2nd	HB Chuck Hunsinger, Florida	1975	4th	(from All for 1st & 3rd round picks)
1951a	2nd	QB Bob Williams, Notre Dame	1976	8th	T Dennis Lick
1951b	10th	(from disbanded Colts)			T Ted Albrecht, California
		HB Billy Stone, Bradley	1977	15th	to Cleve for QB Mike Phipps
1952	8th	FL-HB Jim Dooley, Miami	1978	20th	(from TB for DT Wally Chambers)
1953	6th	HB Billy Anderson, Compton JC	1979a	4th	DT Dan Hampton , Arkansas
1954	6th	HB Stan Wallace, Illinois			DE Al Harris, Arizona St.
1955	11th	HB Ron Drzewiecki, Marquette	1979b	9th	LB Otis Wilson , Louisville
1956	10th	E "Tex" Schriewer, Texas	1980	19th	T Keith Van Horne , USC
1957	13th	DT Earl Leggett, LSU	1981	11th	QB Jim McMahon , BYU
1958	7th	LB-G Chuck Howley, West Virginia	1982	5th	T Jim Covert , Pittsburgh
1959	7th	HB Don Clark, Ohio St.	1983	6th	WR Willie Gault , Tennessee
1960	7th	G Roger Davis, Syracuse			LB Wilber Marshall , Florida
1961	5th	TE Mike Ditka, Pittsburgh	1984	11th	DT William Perry , Clemson
1962	7th	RB Ronnie Bull, Baylor	1985	22nd	RB Neal Anderson , Florida
1963a	10th	to LA for RB Joe Marconi	1986	27th	

BEAR DRAFT NOTES

Chicago has had 64 first round draft picks in the 51 years the collegiate player selection meeting has been called to order. The Club has made 15 trades involving those 1st round draft spots acquiring 12 rookie players and three times sending away choices for veteran players.

WR Willie Gault and DE Dan Hampton came to the Club on first round picks acquired from other teams as did three Hall of Famers (Sid Luckman, Bob Layne, and Dick Butkus.)

Center Bob Hyland has the distinction of both joining the Bears and leaving them in multiple player trades involving 1st round picks.

The early '50s saw the Bears make two unusual 1st round selections taking a junior college player (HB Billy Anderson of Compton JC) in '53 and an established veteran (HB Billy Stone) when the Baltimore Colts disbanded in 1951.

SOLDIER FIELD

Home to the Chicago Bears for 16 years, Soldier Field was opened for use in 1924 as 45,000-seat Municipal Grant Park Stadium.

The Bears home has undergone reconstruction and renovation since the '78 campaign which has included new lighting, new playing surface, lockerrooms, and rebuilding of the stadium's seating area—new chairback, arm-rest seats and new sightlines.

Following the 1981 season, the project was completed with the rebuilding of the remaining seating areas, new concourses with new restrooms and concession areas, press box, deluxe sky boxes, and scoreboard.

The first football game played on its field was Nov. 22, 1924 as a capacity crowd watched Notre Dame edge Northwestern 13-6. It hosted the first boxing event which drew a gate of over \$2.5 million (1927; Dempsey-Tunney), the first ski meet held in a stadium and the all-time largest football crowd (123,000). The largest crowd for any event in the history of Soldier Field was 260,000 on Sept. 8, 1954 for the religious Marian Year Tribute.

The new 100,000-seat stadium was dedicated November 27, 1926, with Army battling Navy to a 21-21 tie. The all-time collegiate attendance record of 123,000 plus was established Nov. 26, 1927 as Notre Dame beat Southern Cal 7-6.

In the first professional game at the then mammoth stadium, the Bears defeated the Chicago Cardinals 10-0 in 1926.

The Bears began using the facility as a regular season home Sept. 19, 1971 when capacity was cut to 57,000 to bring season ticketholders closer to the field. The new capacity is 65,793.

Plans for the stadium were begun in 1919 as a memorial to the soldiers of WWI. Soldier Field stands on 10,000 pile foundations driving an average depth of 62 and one-half feet through fill that replaced the lake waters.

Soldier Field is operated by the Chicago Park District.

HALAS HALL

Located on the picturesque campus of Lake Forest College, Halas Hall is the Bears year-round home.

Named to honor the late George S. Halas, the Bears founder and one of the pioneers of the present day NFL, the building is dedicated to the memory of George Halas, Jr., who died Dec. 16, 1979.

Halas Hall was opened to the players in September of '79. Coaches and other staff members moved into the top of the three-level complex in November. Finishing touches were completed in May of 1980. In the spring of 1985, the Bears corporate offices were moved to Halas Hall from downtown. Today, only the team's ticket operations are housed at 55 E. Jackson Blvd.

A regulation-sized grass football field and one field some 70 yards long are located 15 yards from the players' lockerrooms.

The building was designed by Allan M. Pickus Architects and built by Pickus Construction of Waukegan, Ill.

The lower floor of the building houses team meeting rooms, a player lounge, racquetball court, rookie lockers and shower areas, storage and utility rooms. The central floor features the lockerroom, showers, sauna, training and weight rooms, coaches' lockerroom, equipment rooms, laundry, photo lab, and media workrooms.

The top floor holds the reception areas, staff offices along with work rooms including duplicating room and computer department.

DIRECTIONS TO...

FROM THE LOOP—Take Edens Expressway (41) north to Lake Forest exiting north to Lake Forest on Deerpath Road east through business district to turn south on Washington to 250 N. Washington Road.

FROM O'HARE AIRPORT—Take 294 North to Town Line Road (Hwy. 60). Take 60 east to where it deadends into 41. Go north approximately 200 yards to the Deerpath Road exit. Proceed as above.

RECORDS SET IN 1985

TEAM RECORDS

Most Points, Season	456	1985 (16 games)
	409	1965 (14 games)
Extra Points (no misses), Season	51	1985 (16 games)
	37	1955 (12 games)
Most Field Goals, Season	31	1985 (16 games)
	25	1968 (14 games)
Field Goals Attempted, Season	38	1985 (16 games)
	36	1968 (14 games)
Most Safeties, Season	3	1985 (16 games)
	2	5 times (last 1976)
Most First Downs, Season	343	1985 (16 games)
	297	1984 (16 games)
Most First Downs Rushing, Season	176	1985 (16 games)
	164	1984 (16 games)
Most First Downs Passing, Season	145	1985 (16 games)
	144	1954 (12 games)
Most Yards Gained, Season	5,837	1985 (16 games)
	5,830	1983 (16 games)

DEFENSE

Most First Downs Allowed Passing, Game	22	9/19/85 at Minn.
	18	11/5/50 vs. Det.
		10/31/71 vs. Dal.
Most Opp. Passes, Game	55	9/19/85 at Minn.
	54	11/13/66 vs. 49ers
Fewest Yards Allowed Passing, Game	-22	11/24/85 vs. Atl.
	-12	11/4/73 vs. G.B.
Most Opponent Kickoff Returns, Season	78	1985 (16 games)
	72	1965 (16 games)
Most Yards Allowed Kickoff Returns, Season	1,827	1985 (16 games)
	1,583	1965 (14 games)

INDIVIDUAL RECORDS

Points, Lifetime	654	Walter Payton, 1975-85
	629	Bob Thomas, 1975-84
Points, Season	144	Kevin Butler, 1985
	132	Gale Sayers, 1968
Field Goals, Season	31	Kevin Butler, 1985
	25	Mac Percival, 1968
Field Goals Attempted, Season	38	Kevin Butler, 1985
	36	Mac Percival, 1968
Consecutive Field Goals, Lifetime	12	Kevin Butler, 11/17/85-12/22/85
		Bob Thomas, 11/11/84-
	11	12/16/84
Percentage, Lifetime	81.6	Kevin Butler, 1985
	62.4	Bob Thomas, 1975-84
Percentage, Season	81.6	Kevin Butler, 1985
	78.5	Bob Thomas, 1984
Consecutive Games, 100+ yards	9	Walter Payton, 10/13/85-
		12/8/85*
	6	Walter Payton, 9/9/84-
		10/14/84
100-yard Games, Lifetime	73	Walter Payton, 1975-85*

*NFL Record

Soldier Field Records

(Since Bears moved there in 1971)

LONGEST RUN FROM SCRIMMAGE

Bears — 73 Walter Payton vs Detroit, 9/18/77

Opp. — 67 Sherman Smith, Seattle 11/5/78

LONGEST FORWARD PASS

Bears—89 Vince Evans to Rickey Watts vs Vikings 9/21/80

Opp. —90 Tony Eason to Craig James, New England 9/15/85

LONGEST PUNT

Bears—87 Dave Finzer vs New Orleans 10/7/84

Opp. —75 Rich Camarillo, New England 9/15/85

LONGEST PUNT RETURN

Bears — 88 Jeff Fisher vs Tampa Bay 9/20/81

Opp. — 77 Lee Nelson, St. Louis 12/16/79

LONGEST KICKOFF RETURN

Bears—99 Willie Gault vs Washington 9/29/85

Opp. —97 Del Rodgers, Green Bay 12/9/84

LONGEST INTERCEPTION RETURN

Bears — 92 Todd Bell vs Detroit 11/22/81

Opp. — 99 Rick Sanford, New England 12/4/82

LONGEST FIELD GOAL

Bears — 52 Bob Thomas vs Detroit 11/18/84

Opp. — 52 Fred Cox, Minnesota 10/27/75

THE LAST TIME

Punt Returned for TD —

By Bears —Dennis McKinnon at Green Bay, 12/4/83, 59 yards.

By Opp. —Leroy Irvin, Los Angeles, 9/28/81, 55 yards.

Punt Blocked for TD —

By Bears —Ross Brupbacher vs Oakland, 12/17/72, recovered in endzone.

By Opp. —Nolan Cromwell, Los Angeles, blocked punt; Jim Jodat,
Los Angeles, 11/11/79, 13 yards.

Opponents' Fumble Returned for TD —

By Bears —Ron Rivera at Detroit 12/22/85, 5 yards

By Opp. —Joe Nash, Seattle, 10/23/84, recovered in endzone.

Intercepted Pass Returned for TD —

By Bears—Mike Richardson at Dallas 11/17/85, 36 yards

By Opp. —Carlton Williamson, at San Francisco 10/13/85, 43 yards

Kickoff Returned for TD —

By Bears—Dennis Gentry at Detroit 12/22/85, 94 yards

By Opp.—Del Rodgers, Green Bay, 12/9/84, 97 yards.

Shut Out —

By Bears—vs Atlanta 11/24/85, 36-0.

By Opp.—vs. Saints, 9/19/82, 10-0

Field Goal Blocked for TD —

By Bears —Virgil Livers vs Raiders, 10/1/78, blocked field goal; Mike Spivey
ran 71 yards with rebound.

By Opp. —Alan Page at Green Bay, 9/7/80, blocked field goal; Chester
Marcol ran 25 yards with rebound.

Individual Records

SERVICE

Seasons, Active Player

- 14 Bill George, 1952-65
Doug Buffone, 1966-79
- 13 George Trafton, 1920-32
Clyde (Bulldog) Turner, 1940-52
Jim Osborne, 1972-84

Consecutive Seasons, Active Player

same as above

Games, Lifetime

- 186 Doug Buffone, 1966-79
- 186 Bob Parsons, 1972-83
- 185 Jim Osborne, 1972-84
- 163 Mike Hartenstine, 1975-85

Consecutive Games, Lifetime

- 167 Bob Parsons, 1972-83
- 163 Mike Hartenstine, 1975-85
- 142 Doug Buffone, 1966-76
- 140 Walter Payton, 1975-85

Seasons, Head Coach

- 40 George Halas, 1920-29, 33-42,
46-55, 58-67
- 4 Hunk Anderson/Luke Johnsos
(co-coaches), 1942-45
Jim Dooley, 1968-71
Neill Armstrong, 1978-81
Mike Ditka, 1982-85

SCORING

Points, Lifetime

- 654 Walter Payton, 1975-85 (109-ld)
- 629 Bob Thomas, 1975-84 (245-xp, 128-ig)
- 541 George Blanda, 1949-68 (5-td, 247-xp, 88-ig)
- 456 Mac Percival, 1967-1973 (159-xp, 99-ig)

Points, Season

- 144 Kevin Butler, 1985 (51xp, 31fg)
- 132 Gale Sayers, 1965 (22-ld)
- 109 Johnny Lujack, 1950 (11-td, 34-xp, 3-ig)
- 101 Bob Thomas, 1984 (35-xp 22-ig)

Points, Game

- 36 Gale Sayers, 12/12/65
- 24 7 Players Tied

Consecutive Games, 1+ Points

- 83 George Blanda, 10/28/51-11/9/58
- 55 Bob Thomas, 12/2/79-12/16/84
- 34 Bob Thomas, 11/13/77-11/18/79
- 34 Johnny Lujack, 9/26/48-12/3/50

Touchdowns

Touchdowns, Lifetime

- 109 Walter Payton, 1975-85 (98-rush, 11-rec)
- 59 Rick Casares, 1955-64 (49-rush, 10-rec)
- 56 Gale Sayers, 1965-71 (39-rush, 9-rec, 8-ret)

Touchdowns, Season

- 22 Gale Sayers, 1965 (14-rush, 6-rec, 2-ret)
- 16 Walter Payton, 1977 (14-rush, 2 rec)
- Walter Payton, 1979 (14-rush, 2-rec)
- 14 Rick Casares, 1956 (12-rush, 2-rec)

Touchdowns, Game

- 6 Gale Sayers, 12/12/65 (4-rush, 1-rec, 1-ret)
- 4 7 Players Tied

Consecutive Games, 1+ Touchdowns

- 8 Rick Casares, 11/1/59-9/25/60
- 7 Ken Kavanaugh, 11/2/47-12/14/47
- Willie Galimore, 9/28/58-11/9/58
- Gale Sayers, 10/26/69-12/6/69
- Walter Payton, 10/3/76-11/14/76

Extra Points

Extra Points, Lifetime

- 247 George Blanda, 1949-58
- 245 Bob Thomas, 1975-84

Extra Points, Season

- 52 Roger Leclerc, 1965
- 51 Kevin Butler, 1985
- 45 George Blanda, 1956

Extra Points, Game

- 8 Bob Snyder, 11/14/43
- 7 10 Players Tied

Extra Points Attempted, Lifetime

- 268 Bob Thomas, 1975-84
- 250 George Blanda, 1949-58
- 162 Mac Percival, 1967-73

Extra Points Attempted, Season

- 52 Ray (Scooter) McLean, 1947
- Roger Leclerc, 1965
- 51 Kevin Butler, 1985
- 47 George Blanda, 1956

Extra Points Attempted, Game

- 9 Bob Thomas vs. G.B., 12/7/80
- 8 Bob Snyder, vs. N.Y., 11/14/43
- George Blanda, vs. Balt., 10/21/56
- Roger Leclerc, vs. Balt., 11/25/62

Consecutive Extra Points, Lifetime

- 156 George Blanda, 10/28/51-10/21/56
- 143 Mac Percival, 11/19/67-11/4/73

Extra Points (no misses), Season

- 52 Roger Leclerc, 1965
- 51 Kevin Butler, 1985
- 37 George Blanda, 1955

Extra Points (no misses), Game

- 8 Bob Snyder, 11/14/43
- 7 8 Players Tied

Field Goals

Field Goals, Lifetime

- 128 Bob Thomas, 1975-84
- 99 Mac Percival, 1967-73
- 88 George Blanda, 1949-58

Field Goals, Season

- 31 Kevin Butler, 1985
- 25 Mac Percival, 1968
- 22 Bob Thomas, 1984

Field Goals, Game

- 5 Roger Leclerc, 12/3/61
- Mac Percival, 10/20/68
- 4 7 times, last time
- Kevin Butler, 12/14/85

Field Goals Attempted, Lifetime

- 205 Bob Thomas, 1975-84
- 201 George Blanda, 1949-58
- 182 Mac Percival, 1967-73

Field Goals Attempted, Season

- 38 Kevin Butler, 1985
- 36 Mac Percival, 1968
- 34 Mac Percival, 1970

Field Goals Attempted, Game

- 7 Roger Leclerc, 11/17/63
- 6 George Blanda, 11/3/57
- Kevin Butler, 9/19/85

Consecutive Field Goals, Lifetime

- 12 Kevin Butler 11/17/85-12/22/85
- 11 Bob Thomas, 11/11/84-12/16/84
- 10 Mac Percival, 10/20/68-11/3/68
- Bob Thomas, 12/18/77-10/1/78

Consecutive Games, 1+ Field Goals

- 12 George Blanda, 11/11/56-11/3/57
- 10 George Blanda, 11/14/54-11/20/55
- Mac Percival, 10/13/68-12/15/68

Longest Field Goal

- 55 Bob Thomas, 11/23/75
- 53 Bob Thomas, 10/28/84
- 52 Lee Artoe, 10/27/40
- Bob Thomas, 11/11/84; 11/18/84

Percentage, Lifetime (25+)

- 81.6 Kevin Butler, 1985, 31 of 38
- 62.4 Bob Thomas, 1975-84, 128 of 205
- 54.4 Mac Percival, 1967-73, 99 of 182

Percentage, Season (10 +)

- 81.6 Kevin Butler, 1985, 31 of 38
- 78.5 Bob Thomas, 1984, 22 of 28
- 72.2 Bob Thomas, 1980, 13 of 18
- 69.4 Mac Percival, 1968, 25 of 36

Field Goals (no misses), Game

- 5 Roger Leclerc, 12/3/61
- Mac Percival, 10/20/68
- 4 4 times, last time
- Kevin Butler, 12/14/85

Safeties

Safeties, Lifetime

- 1 By many players

RUSHING

Attempts

Attempts, Lifetime

- 3,371 Walter Payton, 1975-85
- 1,386 Rick Casares, 1955-67
- 991 Gale Sayers, 1965-71

Attempts, Season

- 381 Walter Payton, 1984
- 369 Walter Payton, 1979
- 339 Walter Payton, 1977
- Walter Payton, 1981

Attempts, Game

- 40 Walter Payton, 11/20/77
- 38 Walter Payton, 11/26/81
- 36 Walter Payton, 11/7/76
- Walter Payton, 10/25/81

Yardage

Yards Gained, Lifetime

- 14,860 Walter Payton, 1975-85
- 5,657 Rick Casares, 1955-64
- 4,956 Gale Sayers, 1965-71

Seasons, (1,000 +)

- 9 Walter Payton, 1976, 77, 78, 79, 80, 81, 83, 84, 85
- 2 Gale Sayers, 1966, 69
- 1 Beattie Feathers, 1934
- Rick Casares, 1956

Yards Gained, Season

- 1,852 Walter Payton, 1977
- 1,684 Walter Payton, 1984
- 1,610 Walter Payton, 1979
- 1,551 Walter Payton, 1985

Yards Gained, Game

- 275 Walter Payton, 11/20/77
- 205 Walter Payton, 10/30/77
- Gale Sayers, 11/3/68

100-Yard Rushing Games

11/20/77	Walter Payton	40-275	10/10/77	Walter Payton	24-126
10/30/77	Walter Payton	23-205	11/30/69	Gale Sayers	20-126
11/3/68	Gale Sayers	24-205	9/2/79	Walter Payton	36-125
12/18/66	Gale Sayers	17-197	11/26/33	Bronko Nagurski	18-124
11/3/85	Walter Payton	28-192	10/21/56	Rick Casares	22-124
11/13/77	Walter Payton	33-192	11/6/66	Gale Sayers	21-124
12/16/56	Rick Casares	17-190	11/27/80	Walter Payton	18-123
9/14/80	Walter Payton	18-183	10/1/78	Walter Payton	27-123
12/5/76	Walter Payton	27-183	10/16/77	Walter Payton	24-122
9/9/79	Walter Payton	23-182	12/2/85	Walter Payton	23-121
9/16/62	Willie Galimore	22-181	9/17/50	George Gulyanics	26-121
9/9/84	Walter Payton	20-179	10/5/52	Kayo Dottley	24-121
11/26/81	Walter Payton	38-179	12/16/62	Joe Marconi	13-121
12/9/84	Walter Payton	35-175	9/8/85	Walter Payton	17-120
11/27/66	Gale Sayers	19-172	12/17/67	Gale Sayers	19-120
12/11/77	Walter Payton	32-163	10/15/39	Bill Osmanski	15-119
10/29/78	Walter Payton	23-162	11/12/50	Chuck Hunsinger	14-119
9/18/83	Walter Payton	28-161	10/27/85	Walter Payton	19-118
9/18/77	Walter Payton	23-160	12/5/65	Gale Sayers	16-118
10/16/78	Walter Payton	22-157	11/18/51	Kayo Dottley	17-117
12/16/79	Walter Payton	33-157	12/9/56	Rick Casares	25-117
10/28/34	Beattie Feathers	15-155	11/26/67	Gale Sayers	18-117
10/7/79	Walter Payton	39-155	10/15/72	Bobby Douglas	11-117
9/30/84	Walter Payton	25-155	11/25/84	Walter Payton	23-117
10/20/57	Willie Galimore	24-153	9/23/84	Walter Payton	24-116
9/19/76	Walter Payton	28-148	11/4/45	Hank Margarita	16-116
12/18/83	Walter Payton	30-148	11/24/57	Rick Casares	28-116
10/17/76	Walter Payton	27-145	11/2/69	Gale Sayers	20-116
10/29/44	Al Grygo	13-144	11/6/55	Bobby Watkins	14-115
11/26/78	Roland Harper	25-144	11/6/55	Rick Casares	16-115
10/27/68	Gale Sayers	18-143	12/9/79	Walter Payton	25-115
10/15/67	Gale Sayers	22-142	10/21/34	Beattie Feathers	7-114
10/2/39	Joe Maniaci	12-141	10/16/60	Johnny Morris	7-114
10/10/76	Walter Payton	19-141	11/2/58	Rick Casares	23-113
9/30/34	Beattie Feathers	2-140	11/9/58	Rick Casares	15-113
10/2/77	Walter Payton	19-140	11/28/65	Gale Sayers	13-113
10/7/56	Rick Casares	24-139	12/12/65	Gale Sayers	9-113
11/24/77	Walter Payton	20-137	9/17/72	Jim Harrison	20-113
10/9/55	John Hoffman	18-135	11/4/79	Walter Payton	22-113
12/21/75	Walter Payton	25-134	10/21/85	Walter Payton	25-112
9/16/79	Walter Payton	22-134	10/21/51	Kayo Dottley	16-112
10/6/80	Walter Payton	28-133	10/14/56	Rick Casares	21-112
10/13/85	Walter Payton	24-132	12/1/68	Brian Piccolo	21-112
11/17/85	Walter Payton	22-132	11/9/69	Gale Sayers	28-112
10/7/34	Beattie Feathers	14-132	11/20/83	Matt Suhey	19-112
11/4/56	Rick Casares	25-132	12/6/81	Walter Payton	33-112
11/13/83	Walter Payton	23-131	12/8/85	Walter Payton	26-111
12/10/67	Gale Sayers	20-131	11/12/39	Bill Osmanski	18-111
12/7/80	Walter Payton	22-130	11/22/59	Rick Casares	21-111
12/20/80	Walter Payton	29-130	10/21/79	Walter Payton	23-111
12/3/44	Hank Margarita	9-129	11/4/84	Walter Payton	27-111
12/17/72	Bobby Douglass	14-127	9/16/84	Walter Payton	27-110
11/12/78	Walter Payton	23-127	10/19/75	Mike Adamle	17-110

100-Yard Games (con't.)

11/28/76	Walter Payton	27-110	12/26/82	Walter Payton	20-104
10/26/69	Gale Sayers	15-109	11/18/56	Rick Casares	27-104
11/14/76	Walter Payton	18-109	9/4/83	Walter Payton	20-103
11/5/78	Walter Payton	18-109	10/23/72	Jim Harrison	31-103
1/2/83	Walter Payton	26-109	11/10/85	Matt Suhey	16-102
10/28/56	Perry Jeter	16-108	11/24/85	Walter Payton	20-102
11/11/56	John Hoffman	18-108	10/22/39	Joe Maniaci	15-102
9/29/68	Gale Sayers	16-108	10/9/83	Walter Payton	20-102
11/10/85	Walter Payton	26-107	12/7/58	Rick Casares	22-102
11/9/80	Walter Payton	17-107	10/12/80	Walter Payton	23-102
10/25/81	Walter Payton	36-107	12/4/77	Walter Payton	33-101
10/9/66	Gale Sayers	18-106	10/10/34	Beattie Feathers	8-101
11/20/83	Walter Payton	22-106	11/29/42	Gary Famiglietti	12-101
11/25/45	George McAfee	5-105	10/21/74	Carl Garret	23-101
10/28/51	Kayo Dottley	17-105	9/3/78	Walter Payton	26-101
9/15/68	Gale Sayers	15-105	10/19/80	Walter Payton	27-101
10/6/68	Gale Sayers	15-105	12/11/83	Matt Suhey	17-101
11/15/81	Walter Payton	22-105	10/14/84	Walter Payton	23-100
11/16/75	Walter Payton	23-105	11/20/49	John Hoffman	15-100
11/26/78	Walter Payton	27-105	11/4/73	Bobby Douglas	19-100
10/3/76	Walter Payton	18-104			

300-Yard Passing Games

12/11/49	Johnny Lujack	39-24-468	10/29/50	Johnny Lujack	39-20-331
11/18/62	Bill Wade	46-28-466	10/8/61	Bill Wade	25-13-330
11/14/43	Sid Luckman	32-21-433	11/25/62	Bill Wade	32-23-328
10/17/54	George Blanda	47-21-359	10/11/59	Ed Brown	29-14-323
10/14/62	Bill Wade	34-18-356	11/19/61	Bill Wade	34-18-323
12/17/61	Bill Wade	34-23-355	10/25/64	Bill Wade	57-33-321
12/12/65	Rudy Bukich	32-16-347	10/23/49	Johnny Lujack	52-29-319
10/19/47	Sid Luckman	26-18-342	10/21/62	Bill Wade	26-13-318
9/20/64	Bill Wade	31-23-341	12/7/80	Vince Evans	22-18-316
10/24/54	George Blanda	46-28-338	10/12/47	Sid Luckman	25-14-314
12/13/70	Jack Concannon	34-21-338	10/4/81	Vince Evans	43-26-307
11/19/67	Jack Concannon	24-11-336	12/13/53	George Blanda	37-20-306
10/25/53	George Blanda	47-23-334	12/6/69	Virg Carter	49-31-301
10/9/60	Ed Brown	21-13-333			

150-Yard Pass Receiving Games

10/31/54	Harlon Hill	7-214	12/15/63	Johnny Morris	8-171
11/18/62	Johnny Morris	10-201	10/25/64	Mike Ditka	13-168
10/21/56	Harlon Hill	9-198	10/25/53	Jim Dooley	6-164
11/25/56	Harlon Hill	7-195	11/20/60	Willard Deweall	6-163
10/23/49	Jim Keane	14-193	12/14/47	Jim Keane	7-161
11/12/61	Mike Ditka	9-190	11/15/70	Dick Gordon	5-158
11/8/64	Johnny Morris	10-183	12/7/47	George McAfee	9-157
11/19/67	Dick Gordon	4-178	12/9/62	Mike Ditka	6-155
10/29/50	Ken Kavanaugh	8-177	10/30/55	Harlon Hill	8-151
10/19/81	Marcus Anderson	6-176	12/16/51	Gene Schroeder	4-150
12/11/49	John Hoffman	8-174			

Games, (100+) Lifetime**73 Walter Payton, 1975-85**

20 Gale Sayers, 1965-71

13 Rick Casares, 1955-64

5 Beattie Feathers, 1934-37

Consecutive Games, (100+)

9 Walter Payton, 10/13/85-12/8/85

6 Walter Payton, 9/9/84-10/14/84

5 Walter Payton, 11/13/77-12/11/77

Games, (100+) Season**10 Walter Payton, 1977, 1985**

9 Walter Payton, 1979, 1984

8 Walter Payton, 1980

7 Rick Casares, 1956

Walter Payton, 1976

Longest Run From Scrimmage

86 Bill Osmanski, (TD) 10/15/39

85 Pete Stinchcomb, (TD) 11/20/21

82 Beattie Feathers, (TD) 10/10/34

Consecutive Seasons, (1,000+)

6 Walter Payton, 1976, 77, 78, 79, 80, 81

Games, (200+) Season

2 Walter Payton, 1977

Games, (200+) Career

2 Walter Payton, 1975-85

Average Gain**Average Gain, Lifetime (250+)**

6.62 Bobby Douglass, 1969-75

5.77 Beattie Feathers, 1934-37

5.00 Gale Sayers, 1965-71

Average Gain, Season (100+)

9.94 Beattie Feathers, 1934

6.87 Bobby Douglass, 1972

6.20 Gale Sayers, 1968

Average Gain, Game (10+)

11.75 Joe Maniaci, 10/2/39

11.59 Gale Sayers, 12/18/66

11.18 Rick Casares, 12/16/56

Touchdowns**Touchdowns, Lifetime****98 Walter Payton, 1975-85**

49 Rick Casares, 1955-64

39 Gale Sayers, 1965-71

Touchdowns, Season**14 Gale Sayers, 1965**

Walter Payton, 1977

Walter Payton, 1979

13 Walter Payton, 1976

12 Rick Casares, 1956

11 Johnny Lujack, 1950

Walter Payton, 1978, 1984

Touchdowns, Game

4 Rick Casares, 10/28/56

Rick Casares, 12/6/59

Gale Sayers, 12/12/65

Bobby Douglass, 11/4/73

3 5 Players Tied

Consecutive Games, 1+ TDs

7 Gale Sayers, 10/26/69-12/6/69

Walter Payton, 10/3/76-11/14/76

6 Beattie Feathers, 9/30/34-10/28/34

Johnny Lujack, 10/1/50-11/12/50

Rick Casares, 11/1/59-12/6/59

Gale Sayers, 11/14/65-12/19/65

PASSING**Rating, Lifetime (400+ passes)****83.0 Jim McMahon, 1982-85**

75.0 Sid Luckman, 1939-50

73.4 Bill Wade, 1961-66

Rating, Season (100+)

107.8 Sid Luckman, 1943

97.8 Jim McMahon, 1984

95.5 Sid Luckman, 1941

Passes**Passes, Lifetime**

1,744 Sid Luckman, 1939-50

1,407 Bill Wade, 1961-66

1,246 Ed Brown, 1954-61

Passes, Season

436 Vince Evans, 1981

412 Bill Wade, 1962

385 Jack Concannon, 1970

362 George Blanda, 1953

Passes, Game

57 Bill Wade, 10/25/64

52 Johnny Lujack, 10/23/49

50 Jack Concannon, 12/20/70

Completions**Completions, Lifetime**

904 Sid Luckman, 1939-50

767 Bill Wade, 1961-66

607 Ed Brown, 1954-61

Completions, Season

225 Bill Wade, 1962

195 Vince Evans, 1981

194 Jack Concannon, 1970

192 Bill Wade, 1963

Completions, Game

- 33 Bill Wade, 10/25/64
 31 Virgil Carter, 12/6/69
 29 Johnny Lujack, 10/23/49

Completion Percentage**Completion Percentage, Lifetime (250 + comp.)**

- 58.1 Jim McMahon, 1982-85, 558 of 961
 54.5 Bill Wade, 1961-66, 767 of 1,407
 54.0 Rudy Bukich, 1958-59, 62-68, 474 of 878
 51.8 Sid Luckman, 1939-50, 904 of 1,744

Completion Percentage, Season (60+)

- 61.9 Rudy Bukich, 1964, 99 of 160
 59.4 Jim McMahon, 1984, 85 of 143
 59.3 Jim McMahon, 1983, 175 of 295
 57.1 Sid Luckman, 1941, 68 of 119
 Ed Brown, 1956, 96 of 168
 Jim McMahon, 1982, 120 of 210

Completion Percentage, Games (10+)

- 86.7 Bob Williams, 10/12/52, 13 of 15
 83.3 Gene Ronzani, 10/22/44, 10 of 12
 Ed Brown, 11/20/55, 15 of 18
 Bill Wade, 11/8/64, 10 of 12

Yards Passing**Yards Passing, Lifetime**

- 14,686 Sid Luckman, 1939-50
 9,958 Bill Wade, 1961-66
 9,698 Ed Brown, 1954-61

Yards Passing, Season

- 3,172 Bill Wade, 1962
 2,712 Sid Luckman, 1947
 2,658 Johnny Lujack, 1949

Games, 300+ Yards, Lifetime

- 9 Bill Wade, 1961-66
 4 George Blanda, 1949-58

Consecutive Games, 300+

- 2 Sid Luckman, 10/12/47-10/19/47
 George Blanda, 10/17/54-10/24/54
 Bill Wade, 10/14/62-10/21/62
 Bill Wade, 11/18/62-11/25/62

Games, 300+ Yards, Season

- 4 Bill Wade, 1962
 3 Bill Wade, 1961
 2 4 Players Tied

Yards Passing, Game

- 468 Johnny Lujack, 12/11/49
 466 Bill Wade, 11/18/62
 433 Sid Luckman, 11/14/43

Longest Pass Completion

- 98 Bill Wade (to John Farrington),
 (TD) 10/8/61
 93 Jack Concannon (to Dick Gordon),
 (TD) 11/19/67
 91 Ed Brown (to Willard Deweall),
 (TD) 10/16/60

Touchdown Passes**Touchdown Passes, Lifetime**

- 137 Sid Luckman, 1939-50
 68 Bill Wade, 1961-66
 63 Ed Brown, 1954-61

Touchdown Passes, Season

- 28 Sid Luckman, 1943
 24 Sid Luckman, 1947
 23 Johnny Lujack, 1949

Touchdown Passes, Game

- 7 Sid Luckman, 11/14/43
 6 Johnny Lujack, 12/11/49
 5 Ray Buivid, 12/5/37

Consecutive Games, 1+ TD Pass

- 19 Sid Luckman, 11/22/42-11/26/44
 14 Sid Luckman, 10/12/47-10/17/48

Passes Had Intercepted**Passes Had Intercepted, Lifetime**

- 132 Sid Luckman, 1939-50
 88 Ed Brown, 1954-61
 70 George Blanda, 1949-58

Passes Had Intercepted, Season

- 31 Sid Luckman, 1947
 24 Bill Wade, 1962

Passes Had Intercepted, Game

- 7 Edmund (Zeke) Bratkowski, 10/2/60
 5 7 Players Tied

Passes (none intercepted), Game

- 46 Bill Wade, 10/11/64
 39 Vince Evans, 10/25/81
 38 Bill Wade, 10/4/64

Percentage Intercepted**Lowest Percentage, Lifetime (400+ passes)**

- 3.43 Jim McMahon, 1982-85 (33 int.; 961 att.)
 4.69 Bill Wade, 1961-66 (66 int.; 1,407 att.)
 5.13 Rudy Bukich, 1958-59, 62-68 (45 int.;
 878 att.)
 5.38 Vince Evans, 1977-81 (42 int.; 780 att.)
 5.47 Jack Concannon, 1967-71 (52 int.; 951 att.)

Lowest Percentage, Season (100+)

- 1.40 Jim McMahon, 1984 (2 int.; 143 att.)
 2.88 Rudy Bukich, 1965 (9 int.; 312 att.)
 3.13 Mike Phipps, 1979 (8 int.; 255 att.)
 3.33 Jim McMahon, 1982 (7 int.; 210 att.)
 3.37 Bill Wade, 1963 (12 int.; 356 att.)

Average Gain Per Attempt**Average Gain, Lifetime (400+ passes)**

- 8.42 Sid Luckman, 1939-50
 8.23 Bernie Masterson, 1934-40
 7.79 Johnny Lujack, 1948-51

Average Gain, Season (100+)

- 10.86 Sid Luckman, 1943
 9.924 Sid Luckman, 1941
 9.923 Ed Brown, 1956

Average Gain, Game (10+)

- 17.09 Charlie O'Rourke, 11/22/42
 16.88 Sid Luckman, 10/5/41
 16.67 Gene Ronzani, 10/22/44

PASS RECEIVING**Pass Receptions, Lifetime****422 Walter Payton, 1975-85**

- 356 Johnny Morris, 1958-67
 316 Mike Ditka, 1961-66
 238 Dick Gordon, 1965-71

Pass Receptions, Season

- 93 Johnny Morris, 1964
 75 Mike Ditka, 1964

Pass Receptions, Game

- 14 Jim Keane, 10/23/49
 13 Mike Ditka, 10/25/64

Consecutive Games, 1+

- 49 Mike Ditka, 12/3/61-10/10/65
 30 Johnny Morris, 12/15/63-9/11/66

Yards Gained**Yards Gained, Lifetime**

- 5,059 Johnny Morris, 1958-67
 4,616 Harlon Hill, 1954-61

Seasons, 1,000+ Yards

- 2 Harlon Hill, 1954, 56
 1 3 Players Tied

Yards Gained, Season

- 1,200 Johnny Morris, 1964
 1,128 Harlon Hill, 1956
 1,124 Harlon Hill, 1954

Games 100+ Yards, Lifetime

- 19 Harlon Hill, 1954-61
 15 Johnny Morris, 1958-67
 14 Mike Ditka, 1961-66

Consecutive Games, 100+

- 3 Harlon Hill, 11/11/56-11/25/56
 2 8 Players Tied

Games, 100+ Yards, Season

- 7 Harlon Hill, 1954
 6 Harlon Hill, 1956
 Johnny Morris, 1964

Yards Gained, Game

- 214 Harlon Hill, 10/31/54
 201 Johnny Morris, 11/18/62
 198 Harlon Hill, 10/21/56

Longest Pass Reception

- 98 John Farrington (from Bill Wade),
 (TD) 10/8/61
 93 Dick Gordon (from Jack Concannon),
 (TD) 11/19/67
 91 Willard Dewveall (from Ed Brown)
 (TD) 10/16/60

Average Gain**Average Gain, Lifetime (75+ rec.)**

- 22.38 Ken Kavanaugh, 1940-41, 45-50
 21.67 Ray (Scooter) McLean, 1940-47

Average Gain, Season (30+)

- 25.56 Ken Kavanaugh, 1947
 24.98 Harlon Hill, 1954

Average Gain, Game (4+)

- 44.75 Dick Gordon, 11/19/67
 37.50 Gene Schroeder, 12/16/51

Touchdowns**Touchdowns, Lifetime**

- 50 Ken Kavanaugh, 1940-41, 45-50
 40 Harlon Hill, 1954-61

Touchdowns, Season

- 13 Ken Kavanaugh, 1947
 Dick Gordon, 1970
 12 Harlon Hill, 1954
 Mike Ditka, 1961

Touchdowns, Game

- 4 Harlon Hill, 10/31/54
 Mike Ditka, 10/13/63
 3 7 Players Tied

Consecutive Games, 1+ TD

- 7 Ken Kavanaugh, 11/2/47-12/14/47
 5 Mike Ditka, 10/22/61-11/19/61
 5 Dennis McKinnon, 9/8/85-10/5/85

INTERCEPTIONS BY**Interceptions By, Lifetime**

- 37 Richie Petitbon, 1959-68
 35 Gary Fencik, 1976-85
 27 Bennie McRae, 1962-70
 26 Dave Whitsell, 1961-66

Interception By, Season

- 9 Roosevelt Taylor, 1963
 8 Clyde (Bulldog) Turner, 1942
 Johnny Lujack, 1948
 Richie Petitbon, 1963

Interceptions By, Game

- 3 Hank Margarita, 11/11/45
 Johnny Lujack, 9/26/48
 Richie Petitbon, 9/24/67
 Curtiss Gentry, 11/19/67
 Ross Brupbacher, 12/12/76

Consecutive Games, 1+

- 4 Clyde (Bulldog) Turner, 9/27/42-10/18/42
 S. J. Whitman, 12/13/53-10/10/54
 Ken Gorgal, 10/9/55-10/30/55
 Erich Barnes, 10/12/58-11/2/58
 Richie Petitbon, 12/10/61-9/23/62
 Charlie Ford, 10/28/73-11/18/73

Yards Returned

Yards Returned, Lifetime

- 643 Richie Petitbon, 1959-68
485 Bennie McRae, 1962-70
446 Gary Fencik, 1976-85

Yards Returned, Season

- 212 Richie Petitbon, 1962
182 J. C. Caroline, 1956
172 Don Kindt, 1953
Roosevelt Taylor, 1963

Yards Returned, Game

- 101 Richie Petitbon, 12/9/62
96 Clyde (Bulldog) Turner, 10/26/47
Roosevelt Taylor, 10/20/68
92 Todd Bell, 11/22/81
90 Mike Richardson, 9/29/85

Longest Interception Return

- 101 Richie Petitbon, (TD) 12/9/62
96 Clyde (Bulldog) Turner, (TD) 10/26/47
Roosevelt Taylor, (TD) 10/20/68
92 Todd Bell, (TD) 11/22/81

Touchdowns

Touchdowns, Lifetime

- 4 Bennie McRae, 1962-70
3 Richie Petitbon, 1959-68
Roosevelt Taylor, 1961-69

Touchdowns, Season

- 2 Jerry Weatherly, 1950
J. C. Caroline, 1956
Bennie McRae, 1967

Touchdowns, Game

- 1 By many players. Last:
Mike Richardson, 11/17/85

PUNTING Punts

Punts, Lifetime

- 878 Bob Parsons, 1972-83
833 Bobby Joe Green, 1962-73
343 Ed Brown, 1954-61
243 Fred (Curley) Morrison, 1950-53

Punts, Season

- 114 Bob Parsons, 1981 (NFL)
99 Bob Parsons, 1976
96 Bob Parsons, 1978
93 Bob Parsons, 1975

Punts, Game

- 14 Keith Molesworth, 12/10/33
11 Ed Brown, 11/29/59
Bobby Joe Green, 12/2/73
Bob Parsons, 12/12/76
Bob Parsons, 11/22/81
Dave Finzer, 12/3/84

Yards Punting

Yards Punting, Lifetime

- 35,057 Bobby Joe Green, 1962-73
34,180 Bob Parsons, 1972-83
13,912 Ed Brown, 1954-61
10,170 Fred (Curley) Morrison, 1950-53

Yards Punting, Season

- 4,531 Bob Parsons, 1981
3,726 Bob Parsons, 1976
3,625 Bob Parsons, 1975

Yards Punting, Game

- 517 Keith Molesworth, 12/10/33
476 Bob Parsons, 11/6/77
471 George Gulyanics, 11/14/48
441 Bob Parsons, 10/5/75

Longest Punt

- 94 Joe Lintzenich, 11/16/31
87 Dave Finzer, 10/7/84
81 Bob Parsons, 12/4/82
79 George McAfee, 11/17/40
78 Sid Luckman, 10/31/43

Average

Average, Lifetime (75+ punts)

- 44.53 George Gulyanics, 1947-52
42.09 Bobby Joe Green, 1962-73
41.85 Fred (Curley) Morrison, 1950-53

Average, Season (30+ punts)

- 46.47 Bobby Joe Green, 1963
44.52 Bobby Joe Green, 1964
44.22 George Gulyanics, 1948

Average, Game (4+ punts)

- 57.25 Fred (Curley) Morrison, 11/16/52
54.60 Maury Buford, 10/21/85
54.00 Maury Buford, 10/6/85

Punts Had Blocked

Punts Had Blocked, Lifetime

- 5 Ed Brown, 1954-61
Bob Parsons, 1972-83
4 Fred (Curley) Morrison, 1950-53

Punts Had Blocked, Season

- 2 Fred (Curly) Morrison, 1953
Ed Brown, 1960
Jon Kilgore, 1968
Bob Parsons, 1977
Ray Stachowicz, 1983
Dave Finzer, 1984

Punts Had Blocked, Game

- 2 Jon Kilgore, 12/8/68
Ray Stachowicz, 12/11/83
1 By many players. Last:
Maury Buford, 12/2/85 at Miami

PUNT RETURNS

Punt Returns, Lifetime

- 123 Jeff Fisher, 1981-84
- 112 George McAfee, 1940-41, 45-50
- 104 Johnny Morris, 1958-67
- 103 Steve Schubert, 1975-79

Punt Returns, Season

- 58 Jeff Fisher, 1984
- 43 Jeff Fisher, 1981
- 42 Virgil Livers, 1975

Punt Returns, Game

- 8 Jeff Fisher, 12/16/84
- 7 George McAfee, 10/15/50
- Ron Smith, 10/15/72
- Steve Schubert, 12/4/77
- 6 7 Players Tied

Fair Catches

Fair Catches, Lifetime

- 47 Steve Schubert, 1975-79
- 32 Gale Sayers, 1965-71
- 24 Cecil Turner, 1968-73

Fair Catches, Season

- 21 Steve Schubert, 1978
- 20 Jeff Fisher, 1981
- 17 Cecil Turner, 1968

Fair Catches, Game

- 4 Cecil Turner, 10/28/68
- Steve Schubert, 10/8/78
- Steve Schubert, 12/10/78
- 3 7 Players Tied

Yards Returned

Yards Returned, Lifetime

- 1,431 George McAfee, 1940-41, 45-50
- 1,137 Jeff Fisher 1981-84
- 893 Johnny Morris, 1958-67
- 866 Steve Schubert, 1975-79

Yards Returned, Season

- 509 Jeff Fisher, 1981
- 492 Jeff Fisher, 1984
- 456 Virgil Livers, 1975
- 417 George McAfee, 1948

Yards Returned, Game

- 134 Gale Sayers, 12/12/65
- 108 George McAfee, 10/10/48
- 103 Jeff Fisher, 12/16/84
- 102 Ray (Scooter) McLean, 10/11/42

Longest Punt Return

- 89 Ray (Scooter) McLean, (TD) 10/11/42
- 88 Jeff Fisher, (TD) 9/20/81
- 85 Gale Sayers, (TD) 12/12/65

Average Return

Average Return, Lifetime (25+)

- 14.81 Ray (Scooter) McLean, 1940-47
- 14.48 Gale Sayers, 1965-71

Average Return, Season (1+ Per Game)

- 15.80 Harry Clark, 1943
- 14.88 Gale Sayers, 1965

Highest Average Return, Game (3+)

- 36.00 George McAfee, 10/10/48
- 34.00 Ray (Scooter) McLean, 10/11/42
- 26.80 Gale Sayers, 12/12/65

Touchdowns

Touchdowns, Lifetime

- 3 Ray (Scooter) McLean, 1940-47
- Steve Schubert, 1975-79
- 2 George McAfee, 1940-41, 45-50
- Gale Sayers, 1965-71
- Steve Schubert, 1975-78

Touchdowns, Season

- 1 By many players. Last:
- Dennis McKinnon, 12/4/83

Touchdowns, Game

- 1 By many players. Last:
- Dennis McKinnon, 12/4/83

KICKOFF RETURNS

Kickoff Returns, Lifetime

- 108 Cecil Turner, 1968-73
- 91 Gale Sayers, 1965-71
- 89 Brian Baschnagel, 1975-84

Kickoff Returns, Season

- 31 Cecil Turner, 1971
- 30 Ron Smith, 1972

Kickoff Returns, Game

- 8 Brian Baschnagel, 11/6/77
- 6 Charlie Summer, 11/27/55
- Ron Smith, 11/19/72
- Brian Baschnagel, 11/13/77
- 5 9 Players Tied

Yards Returned

Yards Returned, Lifetime

- 2,781 Gale Sayers, 1965-71
- 2,616 Cecil Turner, 1968-73
- 2,263 Ron Smith, 1965, 70-72

Yards Returned, Season

- 924 Ron Smith, 1972
- 754 Brian Baschnagel, 1976
- 752 Cecil Turner, 1970
- 718 Gale Sayers, 1966

Yards Returned, Game

- 208 Ron Smith, 11/19/72
- 185 Brian Baschnagel, 11/6/77
- 178 Ron Smith, 12/17/72
- 170 Gale Sayers, 10/17/65

Longest Kickoff Return

- 103 Gale Sayers, (TD) 9/17/67
- 100 Don Bingham, (TD) 11/18/56
- 99 Willie Galimore, (TD) 10/4/58
- 99 Willie Gault, (TD) 9/29/85

Average Return

Average Return, Lifetime (25+)

- 30.56 Gale Sayers, 1965-71
- 26.62 Ron Smith, 1965, 70-72
- 25.58 Willie Galimore, 1957-63
- 24.87 Len Walterscheid, 1977-79

Average Return, Season (1+ per game)

- 37.69 Gale Sayers, 1967
- 32.70 Cecil Turner, 1970
- 31.71 Walter Payton, 1975**

Average Return Game, (3+)

- 52.00 Cecil Turner, 9/19/70
- 48.67 Dick Gordon, 9/16/66
- 48.33 Gale Sayers, 12/3/67

Touchdowns

Touchdowns, Lifetime

- 6 Gale Sayers, 1965-71
- 4 Cecil Turner, 1968-73

Touchdowns, Season

- 4 Cecil Turner, 1970
- 3 Gale Sayers, 1967
- 2 Gale Sayers, 1966

Touchdowns, Game

- 1 By many players. Last:
Dennis Gentry, 12/22/85

FUMBLES

Fumbles, Lifetime

- 74 Walter Payton, 1975-85**
- 35 Rick Casares, 1955-64
- 34 Willie Galimore, 1957-63
- Gale Sayers, 1965-71

Fumbles, Season

- 14 Gary Huff, 1974
- 13 Carl Garrett, 1973
- 12 Chick Jagade, 1954
- Rudy Bukich, 1965

Fumbles, Game

- 4 Hugh Gallarneau, 12/1/46
- Rudy Bukich, 12/5/65
- Rusty Lisch, 12/9/84
- 3 9 Players Tied

Total Fumbles Recovered

Fumbles Recovered, Lifetime

- 27 Dick Butkus, 1965-73 (2-own, 25-opp.)
- 21 Joe Fortunato, 1955-66 (21 opp.)
- 18 Walter Payton, 1975-85 (18-own)**

Fumbles Recovered, Season

- 7 Dick Butkus, 1965 (1-own, 6-opp.)
- Gary Huff, 1974 (7-own)
- 6 Don Kindt, 1947 (3-own, 3-opp.)
- Jack Concannon, 1970 (6-own)

Fumbles Recovered, Game

- 3 Gary Huff, (3-own) 9/15/74
- Virgil Livers, (3-own) 10/5/75
- 2 By many players. Last:
Mike Singletary, 11/10/85

Own Fumbles Recovered

Own Fumbles Recovered, Lifetime

- 18 Walter Payton, 1975-85**
- 13 Gale Sayers, 1965-71
- 10 Ed Brown, 1954-61

Own Fumbles Recovered, Season

- 7 Gary Huff, 1974
- 6 Jack Concannon, 1970
- 5 Bobby Douglass, 1972

Own Fumbles Recovered, Game

- 3 Gary Huff, 9/15/74
- Virgil Livers, 10/5/75

Opponents' Fumbles Recovered

Opponents' Fumbles Recovered, Lifetime

- 25 Dick Butkus, 1965-73
- 21 Joe Fortunato, 1955-66
- 17 Mike Hartenstine, 1975-85**

Opponents' Fumbles Recovered, Season

- 6 Dick Butkus, 1965
- 5 Ed O'Bradovich, 1962
- 4 8 Players Tied

Opponents' Fumbles Recovered, Game

- 2 By many players. Last:
Mike Singletary, 11/10/85

Yards Returned (Total Fumbles)

Yards Returned, Lifetime

- 128 Charlie Sumner, 1955, 58-60 (128-opp)
- 111 Ed Sprinkle, 1944-55 (1-own, 110-opp)
- 84 Larry Brink, 1954 (84-opp)

Yards Returned, Season

- 101 Charlie Sumner, 1958 (101-opp)
- 84 Larry Brink, 1954 (84-opp)
- 66 William Perry, 1985 (66-opp)**

Yards Returned, Game

- 86 Charlie Sumner, 12/7/58
- 84 Larry Brink, 11/28/54
- 62 Bill Garrett, 11/5/50

Yards Returned (Own Fumbles)

Yards Returned, Lifetime

- 36 John Adams, 1959-62
- 24 Ike Hill, 1973-74
- 22 Ron Bull, 1962-70

Yards Returned, Season

- 36 John Adams, 1961
- 24 Ike Hill, 1973
- 21 Ron Bull, 1962

Yards Returned, Game

- 36 John Adams, 11/19/61
- 24 Ike Hill, 11/12/73
- 21 Ron Bull, 11/4/62

Longest Return, Own Fumble

- 36 John Adams, 11/19/61
- 24 Ike Hill, 11/12/73
- 21 Ron Bull, 11/4/62

Yards Returned (Opponents' Fumbles)

Yards Returned, Lifetime

- 128 Charlie Sumner, 1955, 58-60
- 110 Ed Sprinkle, 1944-55
- 84 Larry Brink, 1954

Yards Returned, Season

- 101 Charlie Sumner, 1958
- 84 Larry Brink, 1954
- 66 William Perry, 1985

Yards Returned, Game

- 86 Charlie Sumner, 12/7/58
- 84 Larry Brink, 11/28/54
- 62 Bill Garrett, 11/5/50

Longest Return, (Opponents' Fumble)

- 98 George Halas, (TD) 11/4/23
- 86 Charlie Sumner, (TD) 12/7/58
- 84 Larry Brink, (TD) 11/28/54

Touchdowns (Total Fumbles)

Touchdowns, Lifetime

- 2 Fred Evans, 1948 (2-opp)
- Ken Kavanaugh, 1940-41, 45-50 (2-own)
- Ed Sprinkle 1944-55 (2-opp)
- Mike Ditka, 1961-66 (2-own)

Touchdowns, Season

- 2 Fred Evans, 1948 (2-opp)

Touchdowns, Game

- 2 Fred Evans, (2-opp) 11/28/48
- 1 By many players. Last:
Ron Rivera (opp.) 12/22/85

Touchdowns (Own Fumbles)

Touchdowns, Lifetime

- 2 Ken Kavanaugh, 1940-41, 45-50
- Mike Ditka, 1961-66

Touchdowns, Season

- 1 By many players

Touchdowns, Game

- 1 By many players. Last:
Johnny Musso, 11/31/76

Touchdowns (Opponents' Fumbles)

Touchdowns, Lifetime

- 2 Fred Evans, 1948
- Ed Sprinkle, 1944-55

Touchdowns, Season

- 2 Fred Evans, 1948

Touchdowns, Game

- 2 Fred Evans, 11/28/48
- 1 By many players. Last:
Ron Rivera, 12/22/85

TAKEAWAYS

(Interceptions and Opponents' Fumbles Recovered)

Takeaways, Lifetime

- 47 Dick Butkus, 1965-73
(22-int, 25-opp fum rec)
- 46 Gary Fencik, 1976-85
(35-int, 11 opp fum rec)
- 44 Richie Petitbon, 1959-68
(37-int, 7-opp fum rec)
- 37 Joe Fortunato, 1955-66
(16-int, 21-opp fum rec)

Takeaways, Season

- 12 Roosevelt Taylor, 1963
(9-int, 3-opp fum rec)
- 11 Dick Butkus, 1965
(5-int, 6-opp fum rec)
- 10 Richie Petitbon, 1963
(8-int, 2-opp fum rec)
- Ross Brupbacher, 1977
(7-int, 3-opp fum rec)

Takeaways, Game

- 4 Bill George, (2-int, 2-opp fum rec)
12/3/61
- 3 9 Players Tied

COMBINED NET YARDS GAINED

(Includes Attempts and Yards Gained on Rushes, Pass Receptions and Returns of Interceptions,

Punts, Kickoffs and Fumbles)

Attempts

Attempts, Lifetime

- 3,810 Walter Payton, 1975-85
- 1,579 Rick Casares, 1955-64
- 1,234 Gale Sayers, 1965-71
- 977 Ron Bull, 1962-70

Attempts, Season

- 426 Walter Payton, 1984
- 400 Walter Payton, 1979
- 383 Walter Payton, 1978
- 380 Walter Payton, 1981
- 373 Walter Payton, 1985
- 373 Walter Payton, 1977
- 363 Walter Payton, 1980
- 327 Walter Payton, 1976

Attempts, Game

- 41 Walter Payton, 11/20/77
- Walter Payton, 10/7/79
- 40 Walter Payton, 11/26/81
- 39 Walter Payton, 10/25/81
- 37 Walter Payton, 11/7/76
- 34 Walter Payton, 11/13/77
- Walter Payton, 12/11/77
- Walter Payton, 10/7/84

Yards Gained

Yards Gained, Lifetime

- 19,376 Walter Payton, 1975-85
- 9,435 Gale Sayers, 1965-71
- 8,276 Johnny Morris, 1958-67
- 7,308 Rick Casares, 1955-64

OFFENSE WON-LOST

Highest Winning Percentage, Season

- 1.000 1934 (13 games) 13-0
- 1942 (11 games) 11-0

Lowest Winning Percentage, Season

- .071 1969 (14 games) 1-13

Consecutive Games Won

- 17 Nov. 26, 1933-Dec. 2, 1934
- 16 Nov. 9, 1941-Dec. 6, 1942

Consecutive Games Without Losing

- 24 Nov. 9, 1941-Nov. 14, 1943

Consecutive Games Lost

- 8 Dec. 15, 1968-Nov. 2, 1969
- Sept. 25-Nov. 2, 1978

Consecutive Games Without Winning

- 10 Nov. 23, 1929-1930

SCORING

Most Points, Season

- 456 1985 (16 games)
- 409 1965 (14 games)
- 396 1941 (11 games)

Fewest Points, Season

- 133 1933 (13 games)
- 141 1982 (9 games)

Most Points, Game

- 61 vs. S. F., Dec. 12, 1965
- vs. G. B., Dec. 7, 1980

Touchdowns

Most Touchdowns, Season

- 56 1941 (11 games)
- 54 1965 (14 games)

Fewest Touchdowns, Season

- 16 1933 (13 games)
- 16 1982 (9 games)

Most Touchdowns, Game

- 9 vs. S. F., Dec. 12, 1965
- vs. G. B., Dec. 7, 1980

Yards Gained, Season

- 2,440 Gale Sayers, 1966
- 2,272 Gale Sayers, 1965
- 2,216 Walter Payton, 1977
- 2,052 Walter Payton, 1984
- 2,034 Walter Payton, 1985
- 2,028 Walter Payton, 1983
- 1,923 Walter Payton, 1979

Yards Gained, Game

- 339 Gale Sayers vs. Minn., 12/18/66
- 336 Gale Sayers, vs. S. F., 12/12/65
- 300 Walter Payton, vs. N.O., 12/21/75

Team Records

Extra Points

Most Extra Points, Season

- 52 1965 (14 games)
- 51 1985 (16 games)
- 51 1948 (12 games)

Fewest Extra Points, Season

- 15 1933 (13 games)
- 15 1932 (14 games)
- 16 1982 (9 games)

Extra Points Missed, Season

- 11 1939 (11 games)
- 1941 (11 games)

Extra Points (no misses), Season

- 51 1985 (16 games)

Extra Points, Game

- 8 vs. N. Y., Nov. 14, 1943
- vs. Wash., Oct. 26, 1947

Extra Points Missed, Game

- 3 vs. Phil., Oct. 13, 1935 (3/6)
- vs. N. Y., Nov. 8, 1936 (1/4)
- vs. Pitt., Oct. 2, 1939 (2/5)
- vs. Chi. Cards., Oct. 12, 1941 (5/8)
- vs. Clev., Nov. 9, 1941 (1/4)

Field Goals

Most Field Goals, Season

- 31 1985 (16 games)
- 25 1968 (14 games)

Fewest Field Goals, Season

- 0 1944 (10 games)
- 1947 (12 games)
- Since 1961
- 8 1969 (14 games)

Field Goals, Game

- 5 vs. Det., Dec. 3, 1961
- vs. Phil., Oct. 20, 1968

Field Goals Attempted, Season

- 38 1985 (16 games)
- 36 1968 (14 games)

Fewest Attempted, Season

- 0 1944 (10 games)
Since 1961
13 1974 (14 games)

Field Goals Attempted, Game

- 7 vs. G.B., Nov. 17, 1963

Safeties**Most Safeties, Season**

- 3 1985 (16 games)
2 1933 (13 games)
1938 (11 games)
1952 (12 games)
1969 (14 games)
1976 (14 games)

Most Safeties, Game

- 2 vs. Pit., Nov. 9, 1969

FIRST DOWNS**Most First Downs, Season**

- 343 1985 (16 games)
297 1984 (16 games)
286 1980 (16 games)
278 1981 (16 games)
263 1947 (12 games)
262 1978 (16 games)
1979 (16 games)

Fewest First Downs, Season

- 114 1937 (11 games)
115 1933 (13 games)
Since 1961
133 1982 (9 games)
175 1967 (14 games)

Most First Downs, Game

- 33 vs. G.B. Packers, Dec. 7, 1980
30 vs. N.Y. Yanks, Dec. 9, 1951

Fewest First Downs Game

- 2 vs. G.B. Packers, Dec. 10, 1933

Rushing**Most First Downs Rushing, Season**

- 176 1985 (16 games)
164 1984 (16 games)
154 1983 (16 games)
141 1950 (12 games)
1951 (12 games)

Fewest First Downs Rushing, Season

- 55 1970 (14 games)

Most First Downs Rushing, Game

- 19 vs. G.B., Nov. 6, 1955
vs. G.B., Oct. 30, 1977

Fewest First Downs Rushing, Game

- 0 vs. Chi. Cards, Oct. 14, 1945
vs. Balt., Oct. 5, 1957

118 / CHICAGO

Passing**Most First Downs Passing, Season**

- 145 1985 (16 games)
144 1954 (12 games)
141 1964 (14 games)
136 1983 (16 games)

Fewest First Downs Passing, Season

- 41 1940 (11 games)
48 1942 (11 games)
54 1972 (14 games)

Most First Downs Passing, Game

- 21 vs. Dall., Nov. 18, 1962

Fewest First Downs Passing, Game

- 0 vs. G.B., Nov. 7, 1937
vs. G.B. Sept. 28, 1941

By Penalty**Most First Downs By Penalty, Season**

- 32 1963 (14 games)

Fewest First Downs By Penalty, Season

- 5 1939 (11 games)
Since 1961
12 1972 (14 games)
1977 (14 games)

First Downs By Penalty, Game

- 9 vs. Clev., Nov. 25, 1951

**NET YARDS GAINED
(RUSHING & PASSING)****Most Yards Gained, Season**

- 5,837 1985 (16 games)
5,830 1983 (16 games)
5,437 1984 (16 games)
5,053 1947 (12 games)

Fewest Yards Gained, Season

- 2,641 1937 (11 games)
Since 1961
3,129 1973 (14 games)
2,499 1982 (9 games)

Most Yards Gained, Game

- 682 vs. N.Y. Giants, Nov. 14, 1943

Fewest Yards Gained, Game

- 24 vs. Det., Nov. 22, 1981

**RUSHING
Attempts****Most Attempts, Season**

- 675 1984 (16 games)
634 1978 (16 games)

Fewest Attempts, Season

- 275 1982 (9 games)
353 1954 (12 games)
1970 (14 games)

Most Attempts, Game

- 72 vs. Brk., Oct. 20, 1935

Fewest Attempts, Game

- 14 vs. Minn., Dec. 13, 1964

Yards Gained

Most Yards Gained, Season

2,965 1984 (16 games)
2,847 1934 (13 games)

Fewest Yards Gained, Season

992 1982 (9 games)
1,092 1970 (14 games)

Most Yards Gained, Game

408 vs. Brk., Oct. 20, 1935

Fewest Yards Gained, Game

1 vs. L.A., Oct. 26, 1952

Average Gain

Highest Average Gain, Season

5.19 1934 (13 games)
4.75 1968 (14 games)

Lowest Average Gain, Season

3.08 1953 (12 games)
3.09 1970 (14 games)

Highest Average Gain, Game

13.75 vs. Cin., Sept. 30, 1934

Lowest Average Gain, Game

0.03 vs. L.A., Oct. 26, 1952

Touchdowns

Most Touchdowns, Season

30 1941 (11 games)
27 1965 (14 games)
1985 (16 games)

Fewest Touchdowns, Season

3 1933 (13 games)
1970 (14 games)

Most Touchdowns, Game

6 vs. Det., Oct. 19, 1941

PASSING

Passes

Most Passes, Season

494 1964 (14 games)

Fewest Passes, Season

147 1937 (11 games)
Since 1961:

205 1972 (14 games)

Most Passes, Game

59 vs. N.Y. Giants, Oct. 23, 1949

Fewest Passes, Game

4 vs. Det., Oct., 15, 1967

Completions

Most Completions, Season

282 1964 (14 games)
255 1983 (16 games)

Fewest Completions, Season

56 1937 (11 games)
Since 1961:
78 1972 (14 games)

Most Completions, Game

34 vs. N.Y. Giants, Oct. 23, 1949

Fewest Completions, Game

1 vs. G.B., Oct. 27, 1935
vs. Det., Nov. 25, 1937
vs. G.B., Sept. 18, 1938
vs. G.B., Sept. 28, 1941
vs. Phil., Dec. 10, 1972

Completion Percentage

Highest Percentage, Season

57.9 1984 (16 games), 226 of 390
57.1 1964 (14 games), 282 of 494

Lowest Percentage, Season

29.7 1934 (13 games), 57 of 192

Highest Percentage, Game (10+ comp.)

83.3 vs. G.B., Dec., 7, 1980, 20 of 24

Lowest Percentage Game (10+ passes)

11.7 vs. Den., Dec. 12, 1976, 2 of 17

Yards Passing

(Net Since 1952)

Most Yards Passing, Season

3,104 1954 (12 games)
3,103 1983 (16 games)

Fewest Yards Passing, Season

955 1934 (13 games)
1,108 1972 (14 games)

Most Yards Passing, Game

488 vs. N.Y. Giants, Nov. 14, 1943

Fewest Yards Passing, Game

-16 vs. Hous., Nov. 6, 1977

Times Sacked

Most Times Sacked, Season

55 1969 (14 games)
53 1983 (16 games)

Fewest Times Sacked, Season

20 1963 (14 games)

Most Times Sacked, Game

9 vs. Minn., Nov. 2, 1969
vs. Den., Dec. 5, 1971

Yards Lost Attempting to Pass

Most Yards Lost, Season

439 1969 (14 games)

Fewest Yards Lost, Season

109 1947 (12 games)
175 1972 (14 games)

Most Yards Lost, Game

70 vs. Den., Dec. 5, 1971

Touchdown Passes

Most Touchdown Passes, Season

29 1947 (12 games)

Fewest Touchdown Passes, Season

5 1950 (12 games)

Most Touchdown Passes, Game

7 vs. N.Y., Nov. 14, 1943

Passes Had Intercepted**Most Passes Had Intercepted, Season**35 1947 (12 games)
1954 (12 games)**Fewest Passes Had Intercepted, Season**11 1941 (11 games)
11 1982 (9 games)
12 1945 (10 games)
1965 (14 games)**Most Passes Had Intercepted, Game**

8 vs. Det., Sept. 22, 1968

Percentage Intercepted**Highest Percentage Intercepted, Season**

14.95 1942 (11 games)

Lowest Percentage Intercepted, Season

3.32 1965 (14 games)

Average Gain Per Pass**Highest Average Gain, Season**

10.21 1941 (11 games)

Lowest Average Gain, Season4.97 1934 (13 games)
5.02 1969 (14 games)**PUNTING****Punts****Most Punts, Season**114 1981 (16 games)
100 1976 (14 games)
96 1978 (16 games)
94 1975 (14 games)
1983 (16 games)**Fewest Punts, Season**32 1941 (11 games)
58 1965 (14 games)**Most Punts, Game**17 vs. G.B., Oct. 22, 1933
14 vs. G.B., Dec. 10, 1933**Fewest Punts, Game**0 vs. G.B., Nov. 6, 1955
vs. N.Y., Nov. 28, 1965
vs. Det., Oct. 1, 1972**Average****Highest Average, Season**

46.47 1963 (14 games)

Lowest Average, Season35.73 1945 (10 games)
36.16 1983 (16 games)**Highest Average Game (4 + punts)**

57.25 vs. L.A., Nov. 16, 1952

Lowest Average, Game (4 + punts)

25.00 vs. Card-Pitt., Dec. 3, 1944

120 / CHICAGO

PUNT RETURNS**Most Returns, Season**64 1984 (16 games)
60 1950 (12 games)
57 1970 (14 games)**Fewest Returns, Season**

19 1968 (14 games)

Most Returns, Game

11 vs. Chi. Cards, Oct. 8, 1950

Fair Catches**Most Fair Catches, Season**

28 1967 (14 games)

Fewest Fair Catches, Season

3 1975 (14 games)

Most Fair Catches, Game6 vs. St. L., Oct. 31, 1966
vs. Minn., Dec. 10, 1967**Yards Returned****Most Yards, Season**

781 1948 (12 games)

Fewest Yards, Season

81 1968 (14 games)

Most Yards, Game

151 vs. Chi. Cards, Oct. 12, 1941

Fewest Yards, Game

-6 vs. Minn., Dec. 19, 1965

Average Return**Highest Average, Season**

20.22 1941 (11 games)

Lowest Average, Season

3.40 1957 (12 games)

Touchdowns**Most Touchdowns, Season**

2 1941 (11 games)

Most Touchdowns, Game1 in many games. Last:
vs. G.B., 12/4/83**KICKOFF RETURNS****Most Returns, Season**

74 1975 (14 games)

Fewest Returns, Season20 1942 (11 games)
26 1963 (14 games)**Most Returns, Game**

10 vs. Chi. Cards, Nov. 27, 1955

Fewest Returns, Game0 vs. Pitt., Oct. 26, 1941
vs. Clev., Nov. 29, 1942
vs. G.B., Nov. 7, 1943
vs. G.B., Sept. 26, 1948
vs. G.B., Sept. 25, 1949
vs. S.F., Nov. 19, 1950
vs. Balt., Oct. 10, 1954

Yards Returned

Most Yards, Season

1,644 1975 (14 games)

Fewest Yards, Season

424 1963 (14 games)

Most Yards, Game

304 vs. G.B., Nov. 9, 1952

Fewest Yards, Game

0 in many games. Last:
vs. Minn., Oct. 1, 1967

Average Return

Highest Average Return, Season

29.38 1972 (14 games)

Lowest Average Return, Season

16.31 1963 (14 games)

Touchdowns

Most Touchdowns, Season

4 1970 (14 games)

Most Touchdowns, Game

2 vs. G.B., Sept. 22, 1940

2 vs. G.B., Nov. 9, 1952

FUMBLES

Most Fumbles, Season

56 1938 (11 games)

Fewest Fumbles, Season

16 1963 (14 games)

16 1982 (9 games)

Most Fumbles, Game

8 vs. Chi. Cards, Sept. 11, 1938

Total Fumbles Recovered

Most Recovered, Season

51 1938 (11 games)

Fewest Recovered, Season

15 1943 (10 games)

15 1982 (9 games)

16 1978 (16 games)

Most Recovered, Game

8 vs. Clev., Nov. 24, 1940

vs. Balt., Dec. 5, 1965

vs. N.Y. Giants, Dec. 18, 1977

Own Fumbles Recovered

Most Own Recovered, Season

37 1938 (11 games)

19 1942 (11 games)

Fewest Own Recovered, Season

5 1955 (12 games)

1963 (14 games)

Most Own Recovered, Game

7 vs. Chi. Cards, Sept. 11, 1938

vs. N.Y. Giants, Dec. 18, 1977

Opponents' Fumbles Recovered

Most Opponents' Recovered, Season

26 1952 (12 games)

24 1962 (14 games)

1965 (14 games)

Fewest Opponents' Recovered, Season

6 1943 (10 games)

7 1982 (9 games)

11 1969 (14 games)

Most Opponents' Recovered, Game

5 vs. Clev., Sept. 15, 1939

vs. Det., Nov. 22, 1942

vs. Phil., Oct. 12, 1947

vs. Chi. Cards, Dec. 14, 1952

vs. G.B., Nov. 6, 1955

vs. Chi. Cards, Nov. 29, 1959

vs. Den., Sept. 30, 1973

Fumbles Lost

Most Lost, Season

26 1973 (14 games)

Fewest Lost, Season

8 1978 (16 games)

1979 (16 games)

1982 (9 games)

10 1956 (12 games)

1960 (12 games)

Most Lost, Game

5 vs. Chi. Cards, Dec. 1, 1940

vs. Chi. Cards, Dec. 7, 1941

vs. G.B., Nov. 9, 1947

vs. Det., Nov. 23, 1952

vs. Det., Dec. 14, 1958

vs. Dall., Sept. 16, 1973

Touchdowns

(Total Fumbles Recovered)

Touchdowns, (Total Fumbles), Season

5 1942 (11 games)

Touchdowns (Total Fumbles), Game

2 vs. Wash., Nov. 28, 1948

PENALTIES

Most Penalties, Season

122 1948 (12 games)

Fewest Penalties, Season

57 1955 (12 games)

58 1982 (9 games)

69 1962 (14 games)

Most Penalties, Game

22 vs. Phil., Nov. 26, 1944

Fewest Penalties, Game

0 vs. Clev., Oct. 9, 1938

vs. Minn., Oct. 23, 1972

Yards Penalized

Most Yards Penalized, Season

1,194 1968 (14 games)

Fewest Yards Penalized, Season

422 1982 (9 games)

498 1955 (12 games)

574 1972 (14 games)

Most Yards Penalized, Game

170 vs. Phil., Nov. 26, 1944

Fewest Yards Penalized, Game

0 vs. Clev., Oct. 9, 1938

vs. Minn., Oct. 23, 1972

DEFENSE

SCORING

Most Points Allowed, Season

379 1964 (14 games)

1975 (14 games)

Fewest Points Allowed, Season

44 1932 (14 games)

Most Points Allowed, Game

53 vs. Chi. Cards, Nov. 27, 1955

Touchdowns

Most TDs Allowed, Season

48 1975 (14 games)

Fewest TDs Allowed, Season

6 1932 (14 games)

Most TDs Allowed, Game

7 vs. Chi. Cards, Nov. 27, 1955

vs. Balt., Oct. 4, 1958

vs. G.B., Sept. 30, 1962

vs. Balt., Sept. 27, 1964

vs. S.F., Sept. 19, 1965

Extra Points

Most Allowed, Season

47 1975 (14 games)

Fewest Allowed, Season

4 1932 (14 games)

Most Missed by Opponents, Season

6 1955 (12 games)

Most Allowed, Game

7 vs. G.B., Sept. 30, 1962

vs. Balt., Sept. 27, 1964

Most Missed by Opponents, Game

3 vs. Clev., Nov. 24, 1940 (1/4)

Field Goals

Most FGs Allowed, Season

25 1973 (14 games)

Fewest FGs Allowed, Season

0 1932 (14 games)

1942 (11 games)

Most FGs Allowed, Game

5 vs. Wash., Nov. 14, 1971

vs. Minn., Sept. 23, 1973

Most Opponents' FGs Attempted, Season

41 1971 (14 games)

Fewest Opponents' FGs Attempted, Season

2 1942 (11 games)

17 1963 (14 games)

Most Opponents' FGs Attempted, Game

7 vs. Dall., Nov. 24, 1968

Safeties

Most Allowed, Season

2 in 7 seasons. Last:

1974 (14 games)

Most Allowed, Game

1 in many games. Last:

vs. Minn., 10/27/85

FIRST DOWNS

Most Allowed, Season

290 1981 (16 games)

286 1983 (16 games)

285 1980 (16 games)

Fewest Allowed, Season

98 1942 (11 games)

166 1982 (9 games)

196 1963 (14 games)

Most Allowed, Game

30 vs. L.A., Oct. 24, 1954

Fewest Allowed, Game

3 vs. Clev., Oct. 9, 1938

vs. Det., Nov. 23, 1941

Rushing

Most Allowed, Season

138 1973 (14 games)

Fewest Allowed, Season

35 1942 (11 games)

53 1982 (9 games)

74 1985 (16 games)

Most Allowed, Game

19 vs. Minn., Oct. 17, 1965

vs. Den., Dec. 12, 1976

Fewest Allowed, Game

0 vs. Clev., Oct. 10, 1937

vs. Chi. Cards, Dec. 6, 1942

vs. Det., Oct. 28, 1945

vs. T.B., Oct. 6, 1985

Passing

Most Allowed, Season

154 1983 (16 games)

149 1980 (16 games)

Fewest Allowed, Season

33 1943 (10 games)

Most Allowed, Game

22 vs. Minn., Sept. 19, 1985

18 vs. Det., Nov. 5, 1950

vs. Dall., Oct. 31, 1971

Fewest Allowed, Game

- 0 vs. N.Y., Oct. 31, 1937
- vs. Clev., Oct. 9, 1938
- vs. Det., Oct. 30, 1938
- vs. Det., Nov. 24, 1938
- vs. Det., Nov. 23, 1941
- vs. Wash., Nov. 21, 1943
- vs. Pitt., Nov. 25, 1945
- vs. G.B., Sept. 25, 1949
- vs. Atl. Nov. 24, 1985

By Penalty**Most Allowed, Season**

- 36 1968 (14 games)

Fewest Allowed, Season

- 10 1953 (12 games)
- Since 1961:
- 18 1963 (14 games)
- 1970 (14 games)
- 1971 (14 games)
- 1976 (14 games)

Most Allowed, Game

- 7 vs. Phil., Nov. 26, 1944

NET YARDS ALLOWED (RUSHING & PASSING)

Most Yards Allowed, Season

- 5,394 1981 (16 games)
- 5,132 1983 (16 games)

Fewest Yards Allowed, Season

- 1,703 1942 (11 games)
- 3,176 1963 (14 games)

Most Yards Allowed, Game

- 557 vs. L.A., Oct. 24, 1954

Fewest Yards Allowed, Game

- 54 vs. Pitt., Oct. 2, 1939

RUSHING**Attempts****Most Opp. Attempts, Season**

- 564 1978 (16 games)

Fewest Opp. Attempts, Season

- 294 1942 (11 games)
- 359 1985 (16 games)

Most Opp. Attempts, Game

- 59 vs. Den., Dec. 12, 1976

Fewest Opp. Attempts, Game

- 13 vs. L.A., Oct. 11, 1964

Yards Allowed**Most Yards Allowed, Season**

- 2,509 1973 (14 games)

Fewest Yards Allowed, Season

- 519 1942 (11 games)

Most Yards Allowed, Game

- 393 vs. Det., Nov. 26, 1936

Fewest Yards Allowed, Game

- 17 vs. Chi. Cards, Dec. 6, 1942

Average Gain**Highest Opp. Gain, Season**

- 5.28 1955 (12 games)

Lowest Opp. Gain, Season

- 1.77 1942 (11 games)

Highest Opp. Gain, Game

- 8.03 vs. Clev., Nov. 25, 1951

Lowest Opp. Gain, Game

- 0.89 vs. Chi. Cards, Dec. 6, 1942

Touchdowns**Most TDs Allowed, Season**

- 25 1975 (14 games)

Fewest TDs Allowed, Season

- 3 1932 (14 games)

Most TDs Allowed, Game

- 5 vs. G.B., Sept. 30, 1962
- vs. G.B., Nov. 4, 1962

PASSING**Passes****Most Opp. Passes, Season**

- 525 1981 (16 games)
- 522 1985 (16 games)

Fewest Opp. Passes, Season

- 187 1933 (13 games)
- 296 1969 (14 games)

Most Opp. Passes, Game

- 55 vs. Minn., Sept. 19, 1985
- 54 vs. S.F., Nov. 13, 1966

Fewest Opp. Passes, Game

- 3 vs. N.Y., Nov. 17, 1935
- vs. Det., Nov. 28, 1935

Completions**Most Comp. Allowed, Season**

- 249 1983 (16 games)
- 239 1978 (16 games)
- 1985 (16 games)

Fewest Comp. Allowed, Season

- 59 1935 (12 games)
- 150 1969 (14 games)

Most Comp. Allowed, Game

- 30 vs. L.A., Dec. 26, 1982
- 29 vs. L.A., Nov. 26, 1950

Fewest Comp. Allowed, Game

- 0 Chi. Cards, Oct. 15, 1933
- vs. Bos., Nov. 5, 1933
- vs. G.B., Sept. 25, 1949

Completion Percentage**Highest Opp. Percentage, Season**

- 59.1 1970 (14 games)

Lowest Opp. Percentage, Season

- 30.4 1935 (12 games)

Highest Opp. Percentage,**Game (10+ comp.)**

86.7 vs. Balt., Sept. 27, 1964

Lowest Opp. Percentage,**Game (10+ pass.)**

0.0 vs. G.B., Sept. 25, 1949

Yards Passing (Net Since 1952)**Most Yards Allowed, Season**

3,248 1981 (16 games)

3,132 1983 (16 games)

Fewest Yards Allowed, Season

691 1933 (13 games)

1,674 1973 (14 games)

Most Yards Allowed, Game

509 vs. L.A., Dec. 26, 1982

411 vs. Wash., Oct. 26, 1947

vs. Minn., Sept. 19, 1985

Fewest Yards Allowed, Game

-22 vs. Atl., Nov. 24, 1985

-12 vs. G.B., Nov. 4, 1973

-1 vs. Pitt., Nov. 25, 1945

Sacks**Most Sacks, Season**

72 1984 (16 games)

64 1985 (16 games)

51 1983 (16 games)

49 1976 (14 games)

Fewest Sacks, Season

23 1972 (14 games)

Most Sacks, Game

12 vs. Det., Dec. 16, 1984

9 vs. G.B., Dec. 13, 1970

vs. St. L., Dec. 16, 1979

Yards Lost Att. To Pass**Most Opp. Lost, Season**

583 1984 (16 games)

483 1985 (16 games)

479 1957 (12 games)

Fewest Opp. Lost, Season

154 1953 (12 games)

Most Opp. Lost, Game

107 vs. Det., Nov. 20, 1960

Touchdown Passes**Most Allowed, Season**

27 1961 (14 games)

1964 (14 games)

Fewest Allowed, Season

2 1934 (13 games)

7 1977 (14 games)

10 1963 (14 games)

Most Allowed, Game

5 vs. Minn., Nov. 28, 1982

4 in many games. Last

vs. Mia., Nov. 2, 1975

Percentage Had Intercepted**Highest Opp. Pct., Had Intercepted, Season**

19.07 1935 (12 games)

Lowest Opp. Pct., Had Intercepted, Season

2.73 1964 (14 games)

Average Gain**Highest Opp. Gain, Season**

8.69 1968 (14 games)

Lowest Opp. Gain, Season

3.57 1934 (13 games)

INTERCEPTIONS BY**Most Interceptions, Season**

37 1935 (12 games)

36 1963 (14 games)

Fewest Interceptions, Season

10 1960 (12 games)

1964 (14 games)

Most Interceptions By, Game

7 vs. G.B., Sept. 22, 1940

vs. Det., Nov. 22, 1942

vs. Chi. Cards, Dec. 5, 1954

vs. St. L., Sept. 19, 1967

Yards Returned**Most Yards, Season**

585 1941 (11 games)

537 1963 (14 games)

Fewest Yards, Season

99 1982 (9 games)

107 1945 (10 games)

111 1960 (12 games)

129 1970 (14 games)

Most Yards, Game

149 vs. L.A., Oct. 11, 1964

Touchdowns**Most Touchdowns, Season**

4 1939 (11 games)

1950 (12 games)

1963 (14 games)

1985 (16 games)

Most Touchdowns, Game

2 vs. Phil., Oct. 2, 1938

vs. Chi. Cards, Nov. 26, 1939

vs. Phil., Nov. 30, 1941

vs. Den., Dec. 20, 1981

vs. Dall., Nov. 17, 1985

PUNTING**Punts****Most Opp. Punts, Season**

100 1984 (16 games)

99 1983 (16 games)

98 1981 (16 games)

Most Opp. Points, Season (con't.)

97 1978 (16 games)
 93 1977 (14 games)
 90 1979 (16 games)
 1985 (16 games)

Fewest Opp. Pnts, Season

42 1945 (10 games)
 Since 1961:
 49 1982 (9 games)
 62 1964 (14 games)
 1972 (14 games)

Most Opp. Pnts, Game

15 vs. N.Y., Nov. 17, 1935

Fewest Opp. Pnts, Game

0 vs. Det., Dec. 2, 1956
 vs. G.B., Sept. 24, 1967

Average**Highest Opp. Average, Season**

46.58 1964 (14 games)

Lowest Opp. Average, Season

36.29 1976 (14 games)

Highest Opp. Average, Game (4+ punts)

54.50 vs. S.F., Nov. 19, 1961

Lowest Opp. Average, Game (4+ punts)

25.50 vs. Pitt., Nov. 30, 1958

PUNT RETURNS**Most Opp. Returns, Season**

65 1981 (16 games)

Fewest Opp. Returns, Season

20 1941 (11 games)

Most Opp. Returns, Game

9 vs. Chi. Cards, Nov. 29, 1959

Fair Catches**Most. Opp. Fair Catches, Season**

26 1972 (14 games)
 1973 (14 games)

Fewest Opp. Fair Catches, Season

7 1980 (16 games)
 1982 (9 games)

Most Opp. Fair Catches, Game

6 vs. G.B., Dec. 16, 1973

Yards Allowed**Most Yards Allowed, Season**

633 1974 (14 games)

Fewest Yards Allowed, Season

106 1969 (14 games)

Most Yards Allowed, Game

147 vs. G.B., Nov. 8, 1959

Average Return**Highest Opp. Return, Season**

17.00 1941 (11 games)

Lowest Opp. Return, Season

3.79 1969 (14 games)

Touchdowns**Most Allowed, Season**

2 1933 (13 games)
 1941 (11 games)
 1947 (12 games)
 1952 (12 games)
 1954 (12 games)

Most Allowed, Game

1 in many games. Last:
 vs. L.A., Sept. 28, 1981

KICKOFF RETURNS**Most Opp. Returns, Season**

78 1985 (16 games)
 72 1965 (14 games)
 68 1984 (16 games)

Fewest Opp. Returns, Season

30 1982 (9 games)
 32 1971 (14 games)

Most Opp. Returns, Game

9 vs. Bos., Nov. 21, 1948
 vs. Balt., Oct. 21, 1956

Fewest Opp. Returns, Game

0 in 9 games. Last:
 vs. G.B., Dec. 16, 1973

Yards Allowed**Most Allowed, Season**

1,827 1985 (16 games)
 1,583 1965 (14 games)

Fewest Allowed, Season

435 1940 (11 games)
 537 1982 (9 games)
 700 1945 (10 games)
 1974 (14 games)

Most Allowed, Game

254 vs. L.A., Oct. 13, 1963

Average Return**Highest Opp. Return, Season**

27.81 1960 (12 games)

Lowest Opp. Return, Season

15.98 1946 (11 games)
 17.54 1947 (12 games)
 17.90 1976 (14 games)
 1982 (9 games)
 17.93 1968 (14 games)

Touchdowns**Most TDs Allowed, Season**

1 in many seasons

Most TDs Allowed, Game

- 1 in many games. Last:
vs. Hous., Nov. 6, 1977

FUMBLES**Most Opp. Fumbles, Season**

- 44 1952 (12 games)

Fewest Opp. Fumbles, Season

- 13 1960 (12 games)

Most Opp. Fumbles, Game

- 7 vs. Brk., Oct. 20, 1935
vs. Wash., Nov. 13, 1938
vs. Chi. Cards, Nov. 26, 1939
vs. Clev., Nov. 24, 1940
vs. Bos., Nov. 21, 1948
vs. L.A., Nov. 16, 1952
vs. L.A., Nov. 15, 1964
vs. L.A., Sept. 16, 1966

PENALTIES**Most Opp. Penalties, Season**

- 129 1980 (16 games)

Fewest Opp. Penalties, Season

- 34 1942 (11 games)
43 1941 (11 games)
Since 1961:
52 1982 (9 games)
65 1962 (14 games)

Most Opp. Penalties, Game

- 21 vs. Clev., Nov. 25, 1951

Fewest Opp. Penalties, Game

- 0 in 13 games. Last:
vs. Minn., Dec. 3, 1972

Yards Penalized**Most Opp. Penalized, Season**

- 1,109 1980 (16 games)

Fewest Opp. Penalized, Season

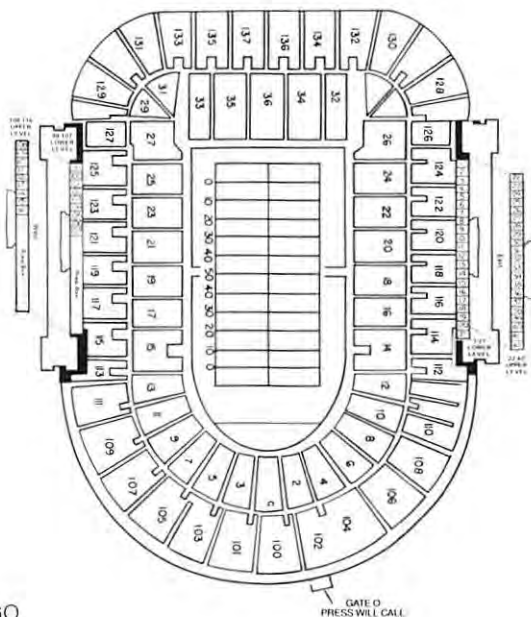
- 110 1937 (11 games)

Most Opp. Penalized, Game

- 209 vs. Clev., Nov. 25, 1951

Fewest Opp. Penalties, Game

- 0 in 13 games. Last:
vs. Minn., Dec. 3, 1972

SOLDIER FIELD SEATING PLAN**(By Section Number)**

CAREER LEADING PASSERS

400+ Passes

No.	Player	Seasons	Years	No.	Comp.	Pct. Comp.	Yards	Avg. Gain	TD	Pct. TD	Int.	Pct. Int.	Rating
1	Jim McMahon	1982-85	4	961	558	58.1	7,223	7.52	44	4.6	33	3.4	83.0
2	Sid Luckman	1939-50	12	1,744	904	51.8	14,686	8.42	137	7.9	132	7.6	75.0
3	Bill Wade	1961-66	6	1,407	767	54.5	9,958	7.08	68	4.8	66	4.7	73.4
4	Rudy Bukich	1958-59, 62-68	9	878	474	54.0	6,254	7.12	46	5.2	45	5.1	72.8
5	Johnny Lujack	1948-51	4	808	404	50.0	6,295	7.79	41	5.1	54	6.7	65.3
6	Ed Brown	1954-61	8	1,246	607	48.7	9,698	7.78	63	5.1	88	7.1	62.5
7	Mike Phipps	1977-81	5	482	253	52.5	2,806	5.82	15	3.1	27	5.6	57.1
8	Bernie Masterson	1934-40	7	409	156	38.1	3,366	8.23	34	8.3	38	9.3	57.1
9	Jack Concannon	1967-71	7	951	486	51.1	5,222	5.49	31	3.3	52	5.5	55.6
10	Bob Avellini	1975-82	8	1,057	530	50.1	6,823	6.46	33	3.1	66	6.2	55.3
11	Vince Evans	1977-82	6	808	388	48.0	5,064	6.27	26	3.2	46	5.7	55.1
12	George Blanda	1949-58	10	988	445	45.0	5,936	6.01	48	4.9	70	7.1	51.4
13	Gary Huff	1973-76	4	614	310	50.5	3,271	6.33	12	2.0	34	5.5	50.1
14	Bobby Douglass	1969-75	7	895	376	42.0	4,932	5.51	30	3.4	51	5.7	47.6
15	Zeke Bratkowski	1954, 57-60, 72	6	537	263	49.0	3,639	6.78	24	4.5	58	10.8	46.6

BEST PASSING SEASONS

No.	Player	Year	Att.	Comp.	Yards	Pct.	Avg. Att.	TD	Pct. TD	Int.	Pct. Int.	Rating
1	Sid Luckman	1943	202	110	2,194	54.5	10.86	28	13.9	12	5.9	107.8
2	Jim McMahon	1984	143	85	1,146	59.4	8.01	8	5.6	2	1.4	97.8
3	Sid Luckman	1941	119	68	1,181	57.1	9.92	9	7.6	6	5.0	95.5
4	Bill Wade	1961	250	139	2,258	55.6	9.03	22	8.8	13	5.2	93.7
5	Rudy Bukich	1965	312	176	2,641	56.4	8.46	20	6.4	9	2.9	93.6
6	Rudy Bukich	1964	160	99	1,099	61.9	6.87	12	7.5	7	4.4	89.0
7	Ed Brown	1956	168	96	1,667	57.1	9.92	11	6.5	12	7.1	83.1
8	Jim McMahon	1985	313	178	2,392	58.1	7.64	15	4.8	11	3.5	82.8
9	Sid Luckman	1945	217	117	1,725	53.9	7.95	14	6.5	10	4.6	82.6
10	Jim McMahon	1982	210	120	1,501	57.1	7.15	9	4.3	7	3.3	80.1
11	Sid Luckman	1942	105	57	1,023	54.3	9.74	10	9.5	1	12.4	80.0
12	Jim McMahon	1983	295	175	2,184	59.3	7.40	12	4.1	13	4.4	77.7
13	Ed Brown	1959	247	125	1,881	50.6	7.61	13	5.3	10	4.0	77.0
14	Johnny Lujack	1949	312	162	2,658	51.9	8.52	23	7.4	22	7.1	75.9
15	Bill Wade	1963	356	192	2,301	53.9	6.46	15	4.2	12	3.4	73.8
16	Ed Brown	1955	164	85	1,307	51.8	7.97	9	5.5	10	6.1	71.4

CAREER LEADING RUSHERS

1,000+ Yards

No.	Player (Pos.)	Seasons	Years	Att.	Yards	Avg.	TD
1	Walter Payton (hb)	1975-85	11	3,371	14,860	4.41	98
2	Rick Casares (fb)	1955-64	10	1,386	5,675	4.08	49
3	Gale Sayers (hb)	1965-71	7	991	4,956	5.00	39
4	Roland Harper	1975-82	7	757	3,044	4.02	15
5	Willie Galimore (hb)	1957-63	7	670	2,985	4.46	26
6	Ronnie Bull (hb-fb)	1962-70	9	787	2,871	3.65	9
7	Bronko Nagurski (fb)	1930-37, 43	9	633	2,778	4.39	18
8	Bobby Douglass (qb)	1969-75	7	373	2,470	6.62	20
9	Matt Suhey (fb)	1980-85	6	630	2,348	3.73	15
10	Ray Nolting (hb)	1936-43	8	508	2,285	4.50	10
11	George Gulyanics (hb)	1947-52	6	609	2,081	4.09	19
12	Gary Famiglietti (fb-hb)	1938-45	8	505	1,927	3.82	20
13	Beattie Feathers (hb)	1934-47	4	320	1,846	5.77	14
14	Bill Osmanski (fb)	1939-43, 46-47	7	368	1,753	4.76	20
15	George McAfee (hb)	1940-41, 45-50	8	341	1,685	4.94	22
16	Jack Manders (fb-hb)	1933-40	8	451	1,586	3.42	11
17	Hugh Gallarneau (hb)	1941-42, 45-47	5	343	1,421	4.14	26
18	John Hoffman (fb-hb)	1949-56	8	317	1,366	4.31	7
19	Joe Maniaci (fb-hb)	1938-41	4	260	1,295	4.98	12
20	Harry Clark (hb)	1940-43	4	262	1,209	4.61	8
21	Gene Ronzani (qb-hb-fb)	1933-38, 44-45	8	260	1,153	4.43	1
22	Julie Rykovich (hb)	1949-51	3	293	1,133	3.87	17
23	John (Kayo) Dottley (fb)	1951-53	3	250	1,122	4.49	7
24	Keith Molesworth (hb-qb)	1931-37	7	348	1,105	3.18	7
25	Jim Harrison (fb)	1971-74	4	308	1,099	3.57	4
26	Bobby Watkins (hb)	1955-57	3	235	1,041	4.43	11
27	Johnny Morris (hb-wr)	1958-67	10	224	1,040	4.64	5
28	Fred (Curley) Morrison (fb-hb)	1950-53	4	285	1,022	3.59	6
29	Joe Marconi (fb)	1962-66	5	275	1,002	3.64	9
30	Carl Garrett (hb)	1973-74	2	271	1,001	3.69	6

CAREER LEADING INTERCEPTORS

15+ Interceptions

No.	Player (Pos.)	Seasons	Years	No.	Yards	Avg.	TD
1	Richie Petitbon (s)	1959-68	10	37	643	17.4	3
2	Gary Fencik (s)	1976-85	10	35	446	12.7	1
3	Bennie McCrae (cb)	1962-70	9	27	485	18.0	4
4	Dave Whitsell (cb)	1961-66	6	26	397	15.3	2
5	George McAfee (db)	1940-41, 45-50	8	25	350	14.0	1
6	J. C. Caroline (db)	1956-65	10	24	405	16.9	2
7	Doug Buffone (lb)	1966-79	14	24	211	8.8	0
8	Roosevelt Taylor (s)	1961-69	9	23	414	18.0	3
9	Allan Ellis (cb)	1973-77, 79-80	7	22	185	8.4	1
10	Dick Butkus (lb)	1965-73	9	22	166	7.5	0
11	Don Kindt (db-lb)	1947-55	9	21	348	16.6	1
12	Terry Schmidt (cb)	1976-84	9	21*	141	6.7	2
13	Leslie Frazier (cb)	1981-85	5	20	343	17.2	1
14	Ray (Scooter) McLean (db)	1940-47	8	18	258	14.3	0
15	Bill George (lb)	1952-65	14	18	144	8.0	8
16	Sid Luckman (db)	1939-50	12	17	310	18.2	2
17	Clyde (Bulldog) Turner (lb)	1940-52	13	17	298	17.5	2
18	Noah Mullins (db)	1946-48	3	16	308	19.3	1
19	Charlie Sumner (db)	1955, 58-60	4	16	251	15.7	0
20	Joe Fortunato (lb)	1955-66	12	16	156	9.8	1

*Also has 5 w/Saints

CAREER LEADING SCORERS

No.	Player (Pos.)	Seasons	—TOUCHDOWNS—				XP	FG	Pts.
			Years	Rush	Rec.	Ret.			
1	Walter Payton (hb)	1975-85	11	98	11	0	0/0	0/0	654
2	Bob Thomas (k)	1975-84	10	0	0	0	245/268	128/205	629
3	George Blanda (k-qb)	1949-58	10	5	0	0	247/250	88/201	541
4	Mac Percival (k)	1967-73	7	0	0	0	159/162	99/182	456
5	Roger Leclerc (k)	1960-66	7	0	0	0	152/158	75/146	377
6	Jack Manders (fb-lb-hb-db-k)	1933-40	8	11	6	2	133/x	40/0	367
7	Rick Casares (fb)	1955-64	10	49	10	0	0/0	0/0	354
8	Gale Sayers (rb)	1965-71	7	39	9	8	0/0	0/0	336
9	Ken Kavanaugh (e)	1940-41, 45-50	8	0	50	2	1/1	0/0	313
10	Johnny Lujack (qb-k)	1948-51	4	21	0	0	130/136	4/9	268
11	Harlon Hill (e)	1954-61	8	0	40	0	0/0	0/0	240
12	George McAfee (hb-db)	1940-41, 45-50	8	22	11	6	0/0	0/0	234
13	Ray (Scooter) McLean (hb-db)	1940-47	8	6	21	3	45/54	0/1	225
14	Willie Galimore (rb)	1957-63	7	26	10	1	0/0	0/0	222
15	Johnny Morris (rb-wr)	1958-67	10	5	31	1	0/0	0/0	222
16	Mike Ditka (te)	1961-66	6	0	34	2	0/0	0/0	216
17	Hugh Gallarneau (hb)	1941-42, 45-47	5	26	7	2	0/0	0/0	210
18	Dick Gordon (wr)	1965-71	7	0	35	0	0/0	0/0	210
19	Bill McColl (e)	1952-59	8	0	25	1	0/0	0/0	156
20	Kevin Butler (k)	1985	1	0	0	0	51/51	31/38	144
21	Jim Keane (e)	1946-51	6	0	23	0	0/0	0/0	138
22	Gary Famiglietti (fb-hb)	1938-45	8	20	1	0	1/2	0/0	127
23	Bill Osmanski (fb)	1939-43, 46-47	7	20	1	0	0/0	0/0	126
24	George Gulyanics (hb)	1947-52	6	19	2	0	0/0	0/0	126
25	Bobby Douglass (qb)	1969-75	7	20	0	0	1/1	0/0	121
26	Bill Karr (e)	1933-38	6	1	18	1	0/0	0/0	120
27	James Scott (wr)	1976-80, 82	6	0	20	0	0/0	0/0	120
28	Joe Maniaci (fb-hb)	1938-41	4	12	0	2	24/25	3/6	117
29	Matt Suhey (fb)	1980-85	6	15	4	0	0/0	0/0	114
30	Harry Clark (hb-db)	1940-43	4	8	9	2	1/1	0/0	115
31	Julie Rykovich (hb)	1949-51	3	17	2	0	0/0	0/0	114
32	Bronko Nagurski (fb)	1930-37, 43	9	18	0	0	4/x	0/0	112
33	George Wilson (e)	1937-46	7	0	15	3	0/0	0/0	108
34	Billy Stone (hb)	1951-54	4	8	10	0	0/0	0/0	108
35	Roland Harper (fb)	1975-78, 80-82	7	15	3	0	0/0	0/0	108

x complete figures unavailable. *includes safety.

CAREER LEADING PUNT RETURNERS

20+ Punt Returns

No.	Player	Seasons	Years	No.	Yards	Avg.	TD
1	Ray (Scooter) McLean	1940-47	8	42	622	14.8	*3
2	Gale Sayers	1965-71	7	27	391	14.5	2
3	George McAfee	1940-41, 45-50	8	112	1,431	12.8	2
4	Noah Mullins	1946-48	3	20	236	11.8	0
5	J. R. Boone	1948-51	4	56	635	11.3	0
6	Hugh Gallarneau	1941-42, 45-47	5	24	243	10.1	0
7	Dennis McKinnon	1983-85	3	43	422	9.8	1
8	Jeff Fisher	1981-84	4	123	1,137	9.2	1
9	Johnny Morris	1958-67	10	104	893	8.6	1
10	Virgil Livers	1975-79	5	86	738	8.6	0
11	Steve Schubert	1975-79	5	103	866	8.4	3
12	Ken Taylor	1985	1	25	198	7.9	0
13	Lenny Walterscheid	1977-82	5	57	424	7.4	0
14	Wilford White	1951-52	2	37	248	6.7	0
15	Jon Arnett	1964-66	3	45	298	6.6	0

CAREER LEADING PUNTERS

No.	Name	Seasons	Years	No.	Yards	Avg.
1	George Gulyanics	1947-52	6	113	5,032	44.5
2	Bobby Joe Green	1962-73	12	833	35,057	42.1
3	Fred (Curley) Morrison	1950-53	4	243	10,170	41.9
4	Ed Brown	1954-61	8	343	13,912	40.6
5	Dave Finzer	1984	1	83	3,328	40.1
6	Edmund (Zeke) Bratkowski	1954, 57-60, 72	6	76	3,023	39.8
7	Bob Parsons	1972-83	12	884	34,180	38.7
8	Sid Luckman	1939-50	12	230	8,842	38.4

CAREER LEADING KICKOFF RETURNERS

20+ Kickoff Returns

No.	Player	Seasons	Years	No.	Yards	Avg.	TD
1	Gale Sayers	1965-71	7	91	2,781	30.6	0
2	Eddie Macon	1952-53	2	22	672	30.6	0
3	Harry Clark	1940-43	4	23	643	28.0	0
4	Frank Minini	1947-48	2	23	631	27.4	0
5	Ron Smith	1965, 70-72	4	85	2,263	26.6	1
6	Leon Campbell	1952-54	3	24	638	26.6	1
7	Ken Grandberry	1974	1	22	568	25.8	0
8	Willie Galimore	1957-63	7	43	1,100	25.6	1
9	Charlie Bivins	1960-55	7	62	1,531	24.7	0
10	Lenny Walterscheid	1977-82	6	34	833	24.5	0
11	Cecil Turner	1968-73	6	108	2,616	24.2	4
12	Willie Gault	1983-85	3	36	865	24.0	1
13	Roosevelt Taylor	1961-69	9	25	598	23.9	0
14	Ron Drzewiecki	1955, 57	2	38	906	23.8	0
15	Brian Baschnagel	1976-84	9	89	2,104	23.6	0

CAREER LEADING RECEIVERS (YARDAGE)

No.	Player (Pos.)	Seasons	Years	Yards	No.	Avg.	TD
1	Johnny Morris (wr)	1958-67	10	5,059	356	14.2	31
2	Harlon Hill (wr)	1954-61	8	4,616	226	20.4	40
3	Mike Ditka (te)	1961-66	6	4,503	316	14.3	34
4	Walter Payton (rb)	1975-85	11	3,938	422	9.3	11
5	Ken Kavanaugh (e)	1940-41, 45-50	8	3,626	162	22.4	50
6	Dick Gordon (wr)	1965-71	7	3,550	238	14.9	35
7	James Scott (wr)	1976-80, 82	6	3,202	177	18.1	20
8	Jim Dooley (wr)	1952-54, 56-57, 59-62	9	3,172	211	15.0	16
9	Jim Keane (e)	1946-51	6	3,031	206	14.7	23
10	Bill McColl (e)	1952-59	8	2,815	201	14.0	25
11	Ray (Scooter) McLean (rb)	1940-47	8	2,232	103	21.7	21
12	Willie Gault (wr)	1983-85	3	2,127	107	19.9	15
13	Brian Baschnagel (wr)	1976-84	9	2,024	134	15.1	9
14	Emery Moorehead (te)	1981-85	5	1,938	136	14.3	10
15	George Farmer (wr)	1970-75	6	1,909	113	16.9	10
16	Gene Schroeder (e)	1951-52, 54-57	6	1,870	104	18.0	13
17	John Hoffman (e)	1949-56	8	1,870	136	13.8	9
18	Matt Suhey (fb)	1980-85	6	1,593	199	8.0	4
19	Rick Casares (fb)	1955-64	10	1,538	182	8.5	10
20	Rickey Watts (wr)	1979-82	4	1,411	82	17.4	8
21	Ron Bull (rb)	1962-70	9	1,404	163	8.6	4
22	Bob Wallace (wr)	1968-72	5	1,403	109	12.9	9
23	George Wilson (e)	1937-46	10	1,342	111	12.1	15
24	Ken Margerum (wr)	1981-83, 85	4	1,317	91	14.5	8
25	Gale Sayers (rb)	1965-71	7	1,307	112	11.7	9
26	Dennis McKinnon (wr)	1983-85	3	1,225	82	14.9	14

CAREER LEADING RECEIVERS (CATCHES)

No.	Players (Pos.)	Seasons	Years	No.	Yards	Avg.	TD
1	Walter Payton (rb)	1975-85	11	422	3,938	9.3	11
2	John Morris (rb-wr)	1958-67	10	356	5,059	14.2	31
3	Mike Ditka (te)	1961-66	6	316	4,503	14.3	34
4	Dick Gordon (wr)	1965-71	7	238	3,550	14.9	35
5	Harlon Hill (e)	1954-61	8	226	4,616	20.4	40
6	Jim Dooley (wr)	1952-54, 56-57, 59-62	9	211	3,172	15.0	16
7	Jim Keanes (e)	1946-51	6	206	3,031	14.7	23
8	Bill McColl (e)	1952-59	8	201	2,815	14.0	25
9	Matt Suhey (fb)	1980-85	6	199	1,593	8.0	4
10	Rick Casares (fb)	1955-64	10	182	1,538	8.5	10
11	James Scott (wr)	1976-80, 82	6	177	3,202	18.1	20
12	Ronnie Bull (hb-fb)	1962-70	9	163	1,404	8.6	4
13	Ken Kavanaugh (e)	1940-41, 45-50	8	162	3,626	22.4	50
14	John Hoffman (e)	1949-56	8	136	1,870	13.8	9
	Emery Moorehead (te)	1981-85	5	136	1,938	14.3	10
16	Brian Baschnagel (wr)	1976-84	9	134	2,024	15.1	9
17	Roland Harper (rb)	1975-78, 80-82	7	128	1,013	7.9	3
18	George Farmer (wr)	1970-75	6	113	1,909	16.9	10
19	Gale Sayers (hb)	1965-71	7	112	1,307	11.7	9
20	George Wilson (e)	1937-46	10	111	1,342	12.1	15
21	Bob Wallace (wr)	1968-72	5	109	1,403	12.9	9
22	Willie Gault (wr)	1983-85	3	107	2,127	19.9	15
23	Gene Schroeder (e)	1951-52, 54-57	6	104	1,870	18.0	13
24	Ray (Scooter) McLean (rb)	1940-47	8	103	2,232	21.7	21

SEASON-BY-SEASON STAT LEADERS ANNUAL RUSHING LEADERS

Year	Player	Yards	Att.	TD	Year	Player	Yards	Att.	TD
1985	Payton, Walter	1,551	324	9	1958	Casares, Rick	651	176	2
1984	Payton, Walter	1,684	381	11	1957	Casares, Rick	700	204	6
1983	Payton, Walter	1,421	314	6	1956	Casares, Rick	1,126	234	12
1982	Payton, Walter	596	148	1	1955	Casares, Rick	672	125	4
1981	Payton, Walter	1,222	339	6	1954	Jagade, Chick	498	157	3
1980	Payton, Walter	1,460	317	6	1953	Morrison, Fred	307	95	2
1979	Payton, Walter	1,610	369	14	1952	Morrison, Fred	367	95	3
1978	Payton, Walter	1,395	333	11	1951	Dottley, John	670	127	3
1977	Payton, Walter	1,852	339	14	1950	Gulyanics, George	571	146	2
1976	Payton, Walter	1,390	311	13	1949	Gulyanics, George	452	102	5
1975	Payton, Walter	679	196	7	1948	Gulyanics, George	439	119	4
1974	Grandberry, Ken	475	144	2	1947	Osmanski, Joe	328	64	1
1973	Garrett, Carl	655	175	5	1946	Gallarneau, Hugh	476	112	6
1972	Douglass, Bobby	968	141	8	1945	Margarita, Bob	497	112	3
1971	Shy, Don	420	116	2	1944	Margarita, Bob	463	88	4
1970	Montgomery, Ross	229	62	0	1943	Clark, Harry	556	120	3
1969	Sayers, Gale	1,032	236	8	1942	Famiglietti, Gary	503	118	8
1968	Sayers, Gale	856	138	2	1941	McAfee, George	474	65	6
1967	Sayers, Gale	880	186	7	1940	Nolting, Ray	373	78	1
1966	Sayers, Gale	1,231	229	8	1939	Osmanski, Bill	699	121	7
1965	Sayers, Gale	867	166	14	1938	Nolting, Ray	297	63	2
1964	Arnett, Jon	400	119	1		Francis, Sam	297	85	3
1963	Marconi, Joe	446	118	2	1937	Nolting, Ray	424	106	2
1962	Marconi, Joe	406	89	5	1936	Nagurski, Bronko	529	122	3
1961	Galimore, Willie	707	153	4	1935	Ronzani, Gene	356	79	2
1960	Casares, Rick	566	160	5	1934	Feathers, Beattie	1,004	101	8
1959	Casares, Rick	699	177	10	1933	Nagurski, Bronko	533	128	1

ANNUAL PASSING LEADERS

Year	Player	Att.	Comp.	Yards	TD	INT.	Rating
1985	McMahon, Jim	313	178	2,392	18	11	82.8
1984	McMahon, Jim	143	85	1,146	8	2	97.8
1983	McMahon, Jim	295	175	2,184	12	13	77.7
1982	McMahon, Jim	210	120	1,501	9	7	80.1
1981	Evans, Vince	436	195	2,354	11	20	51.0
1980	Evans, Vince	278	148	2,039	11	16	66.1
1979	Phipps, Mike	255	134	1,535	9	8	69.7
1978	Avellini, Bob	264	141	1,718	5	16	54.6
1977	Avellini, Bob	293	194	2,004	11	18	61.7
1976	Avellini, Bob	271	118	1,580	8	15	49.7
1975	Avellini, Bob	126	67	942	6	11	57.4
	Huff, Gary	205	114	1,083	3	9	57.1
1974	Huff, Gary	283	142	1,663	6	17	50.4
1973	Douglass, Bobby	174	81	1,057	5	7	59.2
1972	Douglass, Bobby	198	75	1,246	9	12	49.5
1971	Douglass, Bobby	225	91	1,164	7	15	38.7
1970	Concannon, Jack	385	194	2,130	16	18	61.6
1969	Concannon, Jack	160	87	1,783	4	8	31.3
	Douglass, Bobby	148	68	773	5	8	50.9
1968	Concannon, Jack	143	71	715	5	9	49.8
1967	Concannon, Jack	186	92	1,260	6	14	51.0
1966	Bukich, Rudy	309	147	1,858	10	21	49.1
1965	Bukich, Rudy	312	176	2,641	20	9	93.6
1964	Bukich, Rudy	160	99	1,099	12	7	89.0
1963	Wade, Bill	356	192	2,301	15	12	73.8
1962	Wade, Bill	412	225	3,172	18	24	70.2
1961	Wade, Bill	250	139	2,258	22	13	93.7
1960	Brown, Ed	149	59	1,079	7	11	50.1
1959	Brown, Ed	247	125	1,881	13	10	77.0
1958	Brown, Ed	218	102	1,418	10	17	51.0
1957	Brown, Ed	185	84	1,321	6	16	44.5
1956	Brown, Ed	168	96	1,667	11	12	83.1
1955	Brown, Ed	164	85	1,307	9	10	71.4
1954	Bratkowski, Zeke	130	67	1,087	8	17	60.9
1953	Blanda, George	362	169	2,164	14	24	51.3
1952	Romanik, Steve	126	49	772	4	11	34.5
1951	Lujack, Johnny	176	85	1,295	3	8	59.9
1950	Lujack, Johnny	254	121	1,731	4	21	40.9
1949	Lujack, Johnny	312	162	2,658	23	22	75.9
1948	Luckman, Sid	163	89	1,047	13	14	65.2
1947	Luckman, Sid	323	176	2,712	24	31	67.6
1946	Luckman, Sid	229	110	1,826	17	16	70.8
1945	Luckman, Sid	217	117	1,725	14	10	82.6
1944	Luckman, Sid	143	71	1,018	11	11	66.8
1943	Luckman, Sid	202	110	2,194	28	12	107.8
1942	Luckman, Sid	105	57	1,023	10	13	80.0
1941	Luckman, Sid	119	68	1,181	9	6	95.5
1940	Luckman, Sid	105	48	941	6	9	60.7
1939	Masterson, Bernie	113	44	914	5	9	49.6
1938	Masterson, Bernie	112	46	848	7	9	55.6
1937	Masterson, Bernie	72	26	615	6	7	55.8

ANNUAL RECEIVING LEADERS (CATCHES)

Year	Player	No.	Yards	TD	Year	Player	No.	Yards	TD
1985	Payton, Walter	49	483	2	1958	McColl, Bill	35	517	8
1984	Payton, Walter	45	368	0	1957	Dooley, Jim	37	530	1
1983	Payton, Walter	53	607	2	1956	Hill, Harlon	47	1,128	11
1982	Suhey, Matt	36	333	0	1955	Hill, Harlon	42	789	9
1981	Payton, Walter	41	379	2	1954	Hill, Harlon	45	1,124	12
1980	Payton, Walter	46	367	1	1953	Dooley, Jim	53	841	4
1979	Williams, Dave	42	354	5	1952	Schroeder, Gene	39	660	6
1978	Payton, Walter	50	480	0	1951	Hoffman, John	28	394	2
1977	Scott, James	50	809	3	1950	Keane, Jim	36	433	0
1976	Harper, Roland	29	291	1	1949	Keane, Jim	47	696	6
1975	Rather, Bo	39	685	2	1948	Keane, Jim	30	414	3
1974	Wade, Charlie	39	683	1	1947	Keane, Jim	64	910	10
1973	Garrett, Carl	23	292	0	1946	Kavanaugh, Ken	18	337	5
1972	Thomas, Earl	20	365	3	1945	Wilson, George	28	259	3
1971	Farmer, George	46	737	5	1944	Wilson, George	24	265	4
1970	Gordon, Dick	71	1,026	13	1943	Clark, Harry	23	535	7
1969	Wallace, Bob	47	553	5	1942	McLean, Ray	19	571	8
1968	Gordon, Dick	29	477	4	1941	Plasman, Dick	14	283	0
1967	Gordon, Dick	31	524	5	1940	Kavanaugh, Ken	12	276	3
1966	Sayers, Gale	34	447	2	1939	Plasman, Dick	19	403	3
1965	Morris, Johnny	53	846	4	1938	Karr, William	14	253	4
1964	Morris, Johnny	93	1,200	10	1937	McDonald, Lester	11	179	4
1963	Ditka, Mike	59	794	8	1936	Hewitt, Bill	15	358	6
1962	Ditka, Mike	58	904	5	1935	Johnsos, Luke	19	298	4
	Morris, Johnny	58	889	5	1934	Hewitt, Bill	10	151	5
1961	Ditka, Mike	56	1,076	12	1933	Hewitt, Bill	16	273	2
1960	Dewveall, Willard	43	804	5	1932	Johnsos, Luke	24	321	2
1959	Dooley, Jim	41	580	3					

ANNUAL RECEIVING LEADERS (YARDAGE)

Year	Player	Yards	No.	TD	Year	Player	Yards	No.	TD
1985	Gault, Willie	704	33	1	1958	McColl, Bill	517	35	8
1984	Gault, Willie	587	34	6	1957	Dooley, Jim	530	37	1
1983	Gault, Willie	836	40	8	1956	Hill, Harlon	1,128	47	1
1982	Moorehead, Emery	363	30	5	1955	Hill, Harlon	789	42	9
1981	Margerum, Ken	584	39	1	1954	Hill, Harlon	1,124	45	12
1980	Scott, James	696	36	3	1953	Dooley, Jim	841	53	4
1979	Baschnagel, Brian	452	30	2	1952	Schroeder, Gene	660	39	6
1978	Scott, James	759	42	5	1951	Schroeder, Gene	461	24	3
1977	Scott, James	809	50	3	1950	Keane, Jim	433	36	0
1976	Scott, James	512	26	6	1949	Keane, Jim	696	47	6
1975	Rather, Bo	685	39	2	1948	McAfee, George	227	17	2
1974	Wade, Charles	683	39	1	1947	McAfee, George	490	32	1
1973	Thomas, Earl	343	24	4	1946	McLean, Ray	348	17	2
1972	Farmer, George	380	14	2	1945	Kavanaugh, Ken	539	35	6
1971	Farmer, George	737	46	5	1944	McLean, Ray	414	19	5
1970	Gordon, Dick	1,026	71	13	1943	Clark, Harry	535	23	7
1969	Wallace, Bob	553	47	5	1942	McLean, Ray	571	19	8
1968	Gordon, Dick	477	29	4	1941	Kavanaugh, Ken	314	11	6
1967	Gordon, Dick	534	31	5	1940	Kavanaugh, Ken	276	12	3
1966	Jones, Jimmie	504	28	5	1939	Plasman, Dick	403	19	3
1965	Morris, Johnny	846	53	4	1938	Karr, Bill	253	14	4
1964	Morris, Johnny	1,200	93	10	1937	Manske, Eggs	225	9	3
1963	Ditka, Mike	794	59	8	1936	Hewitt, Bill	358	15	6
1962	Ditka, Mike	904	58	5	1935	Johnsos, Luke	298	19	4
1961	Ditka, Mike	1,076	56	12	1934	Hewitt, Bill	151	10	5
1960	Dewveall, Willard	804	43	5	1933	Hewitt, Bill	274	16	2
1959	Dooley, Jim	580	41	3					

ANNUAL KICKOFF RETURN LEADERS

Year	Player	No.	Yards	Avg.	Year	Player	No.	Yards	Avg.
1985	Gault, Willie	22	577	26.2	1963	Bull, Ronnie	7	105	15.0
1984	Cameron, Jack	26	485	18.7	1962	Martin, Billy	25	515	20.6
1983	Gault, Willie	13	276	21.2	1961	Bivins, Charles	25	669	26.7
1982	Watts, Rickey	14	330	23.6	1960	Galimore, Willie	12	292	24.3
1981	Williams, Dave	23	486	21.1	1959	Morris, Johnny	17	438	25.8
1980	Williams, Dave	27	666	24.7	1958	Morris, Johnny	16	399	24.9
1979	Walterscheid, Len	19	427	22.5	1957	Drzewiecki, Ron	13	315	24.2
1978	Baschnagel, Brian	20	455	22.8	1956	Bingham, Don	17	444	26.1
1977	Baschnagel, Brian	23	557	24.2	1955	Drzewiecki, Ron	25	591	23.6
1976	Baschnagel, Brian	29	754	26.0	1954	Jagade, Chick	11	195	17.7
1975	Payton, Walter	14	444	31.7	1953	Macon, Ed	13	373	28.7
1974	Grandberry, Ken	22	568	25.8	1952	Macon, Ed	9	299	33.2
1973	Hill, Ike	27	638	23.6	1951	Morrison, Fred	13	353	27.2
1972	Smith, Ron	30	924	30.8	1950	Hunsinger, Chuck	23	343	14.9
1971	Smith, Ron	26	671	25.8	1949	Dreyer, Fred	13	338	26.0
1970	Turner, Cecil	23	752	32.7	1948	Minini, Frank	12	370	30.8
1969	Sayers, Gale	14	339	24.2	1947	Minini, Frank	11	261	23.7
1968	Turners, Cecil	20	363	18.2	1946	Osmanski, Bill	8	203	25.4
1967	Sayers, Gale	16	603	37.7	1945	Margarita, Bob	10	155	15.5
1966	Sayers, Gale	23	718	31.2	1944	Margarita, Bob	12	279	23.3
1965	Sayers, Gale	21	660	31.4	1943	Clark, Harry	13	326	25.1
1964	Martin, Billy	24	534	22.3	1942	Gallarneau, Hugh	6	151	25.2

ANNUAL SCORING LEADERS

Year	Player	TD	PAT	FG	Pts.
1985	Butler, Kevin	0	51	31	144
1984	Thomas, Bob	0	35	22	101
1983	Thomas, Bob	0	35	14	77
1982	Moorehead, Emery	5	0	0	30
1981	Roveto, John	0	19	10	49
1980	Thomas, Bob	0	35	13	74
1979	Payton, Walter	16	0	0	96
1978	Thomas, Bob	0	26	17	77
1977	Payton, Walter	16	0	0	96
1976	Payton, Walter	13	0	0	78
1975	Thomas, Bob	0	18	13	57
1974	Roder, Mirro	0	18	13	57
1973	Roder, Mirro	0	11	8	35
1972	Percival, Mac	0	26	12	62
1971	Percival, Mac	0	18	15	63
1970	Percival, Mac	0	28	20	88
1969	Percival, Mac	0	26	8	50
1968	Percival, Mac	0	25	25	100
1967	Sayers, Gale	12	0	0	72
1966	LeClerc, Roger	0	24	18	78
1965	Sayers, Gale	22	0	0	132
1964	Morris, Johnny	10	0	0	60
1963	Ditka, Mike	8	0	0	48
1962	LeClerc, Roger	0	36	13	75
1961	Ditka, Mike	12	0	0	72
1960	Aveni, John	0	23	7	44
1959	Casares, Rick	12	0	0	72
1958	Galimore, Willie	12	0	0	72
1957	Blanda, George	1	23	14	71
1956	Casares, Rick	14	0	0	84
1955	Blanda, George	2	37	11	82
1954	Hill, Harlon	12	0	0	72

ANNUAL PUNTING LEADERS

Year	Player	No.	Avg.
1985	Bulford, Maury	68	42.2
1984	Finzer, Dave	83	40.1
1983	Parsons, Bob	79	36.9
1982	Parsons, Bob	58	41.3
1981	Parsons, Bob	114	39.7
1980	Parsons, Bob	79	40.6
1979	Parsons, Bob	92	37.9
1978	Parsons, Bob	96	37.0
1977	Parsons, Bob	80	40.4
1976	Parsons, Bob	99	37.6
1975	Parsons, Bob	93	39.0
1974	Parsons, Bob	90	37.8
1973	Green, Bobby Joe	82	40.5
1972	Green, Bobby Joe	67	41.2
1971	Green, Bobby Joe	77	40.1
1970	Green, Bobby Joe	83	40.9
1969	Green, Bobby Joe	76	39.0
1968	Green, Bobby Joe	27	42.3
1967	Green, Bobby Joe	79	42.9
1966	Green, Bobby Joe	80	41.9
1965	Green, Bobby Joe	58	42.7
1964	Green, Bobby Joe	71	44.5
1963	Green, Bobby Joe	64	46.5
1962	Green, Bobby Joe	69	43.7
1961	Brown, Ed	58	42.2
1960	Brown, Ed	56	39.8
1959	Brown, Ed	64	41.2
1958	Brown, Ed	27	42.2
1957	Brown, Ed	34	40.1
1956	Brown, Ed	42	39.1
1955	Brown, Ed	44	40.1
1954	Bratkowski, Zeke	39	41.0

ANNUAL PUNT RETURN LEADERS

Year	Player	No.	Yards	Avg.	Year	Player	No.	Yards	Avg.
1985	Taylor, Ken	25	198	7.9	1961	Morris, Johnny	23	155	6.7
1984	Fisher, Jeff	58	492	8.5	1960	Morris, Johnny	13	75	5.8
1983	McKinnon, Dennis	34	316	9.3	1959	Morris, Johnny	14	171	12.2
1982	Fisher, Jeff	9	65	7.2	1958	Morris, Johnny	14	96	6.9
1981	Fisher, Jeff	43	509	11.8	1957	Drzewiecki, Ron	22	64	2.9
1980	Walterscheid, Lenny	33	239	7.2	1956	Jeter, Perry	6	66	11.0
1979	Schubert, Steve	25	238	9.5		Smith, Ray	6	66	11.0
1978	Schubert, Steve	27	229	8.5	1955	Drzewiecki, Ron	20	100	5.0
1977	Schubert, Steve	31	291	9.4	1954	Stone, Billy	14	40	2.9
1976	Livers, Virgil	28	205	7.3	1953	Macon, Ed	17	68	4.0
1975	Livers, Virgil	42	456	10.9	1952	White, Wilford	23	117	5.1
1974	Hill, Ike	33	183	5.5	1951	White, Wilford	14	131	9.4
1973	Hill, Ike	36	204	5.7	1950	McAfee, George	33	284	8.6
1972	Smith, Ron	26	163	6.3	1949	McAfee, George	24	279	11.6
1971	Smith, Ron	26	194	7.5	1948	McAfee, George	30	417	13.9
1970	Cole, Linzy	14	83	5.9	1947	McAfee, George	18	261	14.5
1969	Lyle, Garry	12	78	6.5	1946	Gallarneau, Hugh	10	99	9.9
1968	Turner, Cecil	9	19	2.1	1945	Margarita, Bob	7	66	9.4
1967	Gordon Dick	12	82	6.8	1944	Grygo, Al	11	100	9.1
1966	Arnett, Jon	15	58	3.9	1943	Clark, Harry	10	158	15.8
1965	Sayers, Gale	16	238	14.9	1942	Gallarneau, Hugh	9	101	11.2
1964	Arnett, Jon	19	188	9.9	1941	Swisher, Bob	7	101	14.4
1963	Morris, Johnny	16	164	10.3		McAfee, George	5	158	31.6
1962	Morris, Johnny	20	208	10.4					

ANNUAL INTERCEPTION LEADERS

Year	Player	No.	Yards	Year	Player	No.	Yards
1985	Frazier, Leslie	6	119	1964	Caroline, J. C.	2	84
1984	Fencik, Gary	5	102		Whitsell, Dave	2	57
1983	Frazier, Leslie	7	135		Taylor, Roosevelt	2	45
1982	Schmidt, Terry	4	39		McRae, Bennie	2	44
1981	Fencik, Gary	6	121		George, Bill	2	28
1980	Walterscheid, Lenny	4	239	1963	Taylor, Roosevelt	9	172
1979	Schmidt, Terry	6	44	1962	Petitbon, Richie	6	212
	Fencik, Gary	6	31	1961	Whitsell, Dave	6	123
1978	Fencik, Gary	4	77	1960	Caroline, J. C.	3	31
1977	Ellis, Allan	6	23	1959	Barnes, Erich	5	67
1976	Bruppacher, Ross	7	49	1958	Sumner, Charles	6	67
1975	Clemons, Craig	2	109	1957	Johnson, Jack	4	36
	Plank, Doug	2	50	1956	Caroline, J. C.	6	182
	Livers, Virgil	2	40	1955	Sumner, Charles	7	162
	Ellis, Allan	2	4	1954	Whitman, S. J.	5	117
1974	Clemons, Craig	4	84	1953	Kindt, Don	6	172
1973	Lyle, Garry	5	62	1952	Dooley, Jim	5	30
1972	Ford, Charlie	7	104	1951	Schroeder, Gene	5	62
1971	Ford, Charlie	5	46	1950	Davis, Harper	5	59
1970	Buffone, Doug	4	33	1949	McAfee, George	6	76
1969	Taylor, Joe	3	37	1948	Lujack, Johnny	8	131
	Daniels, Dick	3	37	1947	Mullins, Noah	6	113
	Youngblood, George	3	22	1946	Farris, Tom	4	43
1968	McRae, Bennie	4	41	1945	Margarita, Bob	6	79
1967	McRae, Bennie	5	94	1944	Grygo, Al	4	79
	Petitbon, Richie	5	93	1943	Clark, Harry	5	32
	Taylor, Roosevelt	5	19	1942	Turner, Clyde	8	96
1966	Petitbon, Richie	4	34	1941	McAfee, George	6	78
1965	Butkus, Dick	5	84				

BEAR HONOR ROLL

Below and on the following pages is a listing of 858 players who have been on the Chicago Bears' active roster for one or more National Football League games from 1920 thru the 1985 seasons. The asterisks indicate deceased players; () indicates the number of seasons with the Bears; date indicates first Bear season.

Abbey, Joe (North Texas State) ... E	(2)	1948
Adams, Mike (Northwestern) ... RB	(2)	1975
Adams, John (LA State) ... B	(4)	1959
Adkins, Roy* (Millikin & Bethany) ... G	(2)	1920
Akin, Len (Baylor) ... G	(1)	1942
Albrecht, Ted (California) ... T	(5)	1977
Allen, Duane (Santa Ana) ... E	(2)	1966
Allen, Eddie (Pennsylvania) ... FB	(1)	1947
Allman, Robert (Michigan St.) ... E	(1)	1936
Amsler, Marty (Evansville) ... DE	(2)	1967
Anderson, Art (Idaho) ... T	(2)	1961
Anderson, Brad (Arizona) ... WR	(2)	1984
Anderson, Ed* (Notre Dame) ... E	(1)	1923
Anderson, Henry (Northwestern) ... G	(1)	1931
Anderson, Hunk* (Notre Dame) ... G	(6)	1922
Anderson, Marcus (Tulane) ... WR	(1)	1981
Anderson, Ralph* (Los Angeles St.) ... E	(1)	1958
Anderson, William (Compton Jr.) ... HB	(2)	1953
Andrews, Tom (Louisville) ... C	(2)	1984
Antoine, Lionel (Southern Illinois) ... I	(6)	1972
Apolskis, Charles* (DePaul) ... E	(2)	1938
Ardizzone, Tony (Northwestern) ... C	(1)	1979
Arnett, Jon (Southern California) ... HB	(3)	1964
Artoe, Lee (California) ... T	(4)	1940
Ashburn, Clifford (Nebraska) ... T	(1)	1930
Asher, Bob (Vanderbilt) ... T	(4)	1972
Ashmore, M. Roger* (Gonzaga) ... T	(1)	1927
Aspatore, Edward (Marquette) ... T	(1)	1934
Atkins, Doug (Tennessee) ... E	(12)	1955
Atkins, Kelvin (Illinois) ... LB	(1)	1983
Autrey, Billy (SF Austin) ... C	(1)	1953
Avellini, Bob (Maryland) ... QB	(10)	1975
Aveni, John (Indiana) ... E	(2)	1959

—B—

Babartsky, Al (Fordham) ... T	(3)	1943
Babinecz, John (Villanova) ... LB	(1)	1975
Badaczewski, J. (Western Reserve) ... G	(1)	1953
Baisi, Al (West Virginia) ... G	(3)	1940
Baker, Richard* (Iowa State) ... G	(1)	1921
Barnes, Erich (Purdue) ... HB	(3)	1958
Barnes, Gary (Clemson) ... E	(1)	1964
Barnes, Joe (Texas Tech) ... QB	(1)	1974
Barnett, Steve (Oregon) ... T	(1)	1963
Barwegan, Richard* (Purdue) ... G	(3)	1950
Baschnagel, Brian (Ohio St.) ... WR-KR	(9)	1976
Bassi, Dick* (Santa Clara) ... G	(2)	1938
Battles, Bill (Brown) ... E	(1)	1939
Bauman, Alf (Northwestern) ... T	(3)	1948

Bausch, Frank* (Kansas) ... C	(4)	1937
Baynham, Craig (Georgia Tech) ... RB	(1)	1970
Becker, Dave (Iowa) ... S	(1)	1980
Becker, Doug (Notre Dame) ... LB	(1)	1978
Becker, Kurt (Michigan) ... G	(4)	1982
Becker, Wayland (Marquette) ... E	(1)	1934
Bell, Kay (Washington State) ... T	(1)	1937
Bell, Todd (Ohio St.) ... S	(4)	1981
Benton, Jim (Arkansas) ... E	(1)	1943
Bergerson, Gilbert (Oregon State) ... G	(2)	1932
Berry, Connie M.* (N. Carolina St.) ... E	(5)	1942
Berry, Royce (Houston) ... DE	(1)	1976
Best, Art (Kent State) ... RB	(2)	1977
Bettis, Tom (Purdue) ... LB	(1)	1963
Bettridge, John (Ohio State) ... HB	(1)	1937
Bingham, Don (Sul Ross) ... HB	(1)	1956
Bishop, Bill (North Texas) ... T	(9)	1952
Bishop, Don (Los Angeles City) ... E	(1)	1959
Bivins, Charles (Morris Brown) ... HB	(7)	1960
Bjork, Del (Oregon) ... T	(2)	1937
Blackburn, J. A. ... T	(1)	1923
Blacklock, Hugh* (Michigan State) ... T	(6)	1920
Blackman, Lennon (Tulsa) ... HB	(1)	1930
Blanda, George (Kentucky) ... QB	(10)	1949
Boden, Lynn (South Dakota St.) ... G	(1)	1979
Bolan, George* (Purdue) ... FB	(4)	1921
Bonderant, J. B.* (DePaul) ... C	(1)	1922
Boone, J. R. (Tulsa U) ... HB	(4)	1948
Bortz, Mark (Iowa) ... G	(3)	1983
Brackett, M.L. (Auburn) ... T	(2)	1956
Bradley, Chuck (Oregon) ... TE	(1)	1977
Bradley, Ed (Wake Forest) ... G	(2)	1950
Braidwood, Charles* (Chattanooga) ... E	(1)	1932
Bramhall, Art (DePaul) ... HB	(1)	1931
Bratkowski, Zeke (Georgia) ... QB	(6)	1954
Bray, Ray (Western Michigan) ... G	(10)	1939
Brink, Larry (Northern Illinois) ... E	(1)	1954
Britton, Earl* (Illinois) ... FB	(1)	1925
Brockman, Edward (Oklahoma) ... B	(1)	1930
Brown, Charley (Syracuse) ... DB	(2)	1966
Brown, Ed (San Francisco) ... QB	(8)	1954
Brown, William (Illinois) ... FB	(1)	1961
Bruer, Bob (Mankato State) ... TE	(1)	1976
Brumbaugh, Carl* (Florida) ... QB	(8)	1930
Bruppacher, Ross (Tex. A&M) ... LB	(4)	1970
Bryan, Johnny* (Chicago) ... HB	(4)	1922
Bryant, Waymond (Tennessee St.) ... LB	(4)	1974
Buck, Arthur (John Carroll) ... HB	(1)	1941
Buckler, William "Bill" (Alabama) ... G	(6)	1926
Buffone, Doug (Louisville) ... LB	(14)	1966
Buford, Maury (Texas Tech) ... P	(1)	1985
Buivid, Ray* (Marquette) ... QB-HB	(2)	1937
Bukich, Rudy (Southern Cal) ... QB	(9)	1958
Bull, Ronnie (Baylor) ... B	(9)	1962
Burdick, Lloyd* (Illinois) ... T	(2)	1931
Burgeis, Glenn (Tulsa) ... T	(1)	1945

Burks, Randy (SE Oklahoma St.) WR (1) 1976
 Burman, George (Northwestern) ... T (1) 1964
 Buss, Arthur (Michigan State) ... T (2) 1934
 Bussey, Young* (Louisiana State) QB (2) 1940
 Butkus, Dick (Illinois) ... LB (9) 1965
 Butler, Gary (Rice) ... TE (1) 1975
 Butler, Kevin (Georgia) ... K (1) 1985
 Buzin, Rich (Penn State) ... T (1) 1972

—C—

Cabral, Brian (Colorado) ... LB (5) 1981
 Cadile, James (San Jose State) ... G (11) 1962
 Caffey, Lee Roy (Texas A&M) ... LB (1) 1970
 Calland, Lee (Louisville) ... CB (1) 1969
 Cameron, Jack (Winston-Salem) WR (1) 1984
 Campana, AL (Youngstown) ... HB (4) 1950
 Campbell, Gary (Colorado) ... LB (7) 1977
 Campbell, Leon (Arkansas) ... FB (3) 1952
 Canady, James (Texas) ... HB (2) 1948
 Carey, Bob (Michigan State) ... E (1) 1958
 Carl, Harland (Wisconsin) ... HB (1) 1956
 Carlson, Jules "Zuck" (Oregon St.) ... G (8) 1929
 Caroline, J. C. (Illinois) ... HB (10) 1956
 Carter, Virgil (Brigham Young) ... QB (4) 1968
 Casares, Rick (Florida) ... FB (10) 1955
 Casey, Tim (Oregon) ... LB (1) 1969
 Castete, Jesse (McNeese State) ... HB (1) 1956
 Chamberlin, Guy* (Nebraska) ... E (2) 1920
 Chambers, Wally (E. Kentucky) ... DT (5) 1973
 Chesley, Al (Pittsburgh) ... LB (1) 1982
 Chesney, Chester "Chet" (De Paul) C (2) 1939
 Childs, Clarence (Fla. A&M) ... DB (1) 1968
 Cifers, Ed (Tennessee) ... E (2) 1947
 Clark, Gail (Michigan State) ... LB (1) 1973
 Clark, Harry (West Virginia) ... HB (4) 1940
 Clark, Herman (Oregon State) ... G (5) 1952
 Clark, Phil (Northwestern) ... DB (1) 1970
 Clarkson, Stuart* (Texas A&I) ... G (7) 1942
 Clemons, Craig (Iowa) ... S (6) 1972
 Coady, Rich (Memphis State) ... C/E (5) 1970
 Cobb, Mike (Michigan State) ... TE (4) 1978
 Cody, Ed (Purdue) ... FB (2) 1949
 Coia, Angelo (Southern California) HB (4) 1960
 Cole, Emerson (Toledo) ... FB (1) 1952
 Cole, Linzy (T.C.U.) ... WR (1) 1970
 Concannon, Jack (Boston College) QB (5) 1967
 Conkright, Bill* (Oklahoma) ... C (2) 1973
 Connor, George (Notre Dame) ... T (8) 1948
 Conzelman, Jim* (Washington) ... HB (1) 1920
 Cooke, Ed (Maryland) ... E (1) 1958
 Copeland, Ron* (UCLA) ... WR (1) 1969
 Corbett, George (Millikin) ... HB (7) 1932
 Cornish, Frank (Grambling) ... DT (4) 1966
 Corzine, Lester (Davis Elkins) ... HB (1) 1938
 Cotton, Craig (Youngstown) ... TE (1) 1973
 Covert, Jim (Pittsburgh) ... T (3) 1983
 Cowan, Les (McMurry) ... T (1) 1951
 Crawford, Fred (Duke) ... T (2) 1934

Crawford, James "Mush" (Illinois) G (1) 1925
 Croft, Abe (Southern Methodist) ... E (2) 1944
 Croftcheck, Don (Indiana) ... G (1) 1967
 Cross, Bob (S. F. Austin State) ... T (2) 1952
 Culver, Alvin (Notre Dame) ... T (1) 1932
 Cunningham, Harold (Ohio State) ... E (1) 1929
 Curchin, Jeff (Florida State) ... T (2) 1970

—D—

Daffer, Ted (Tennessee) ... E (1) 1954
 Damore, John (Northwestern) ... C (2) 1957
 Daniell, Jim (Ohio State) ... T (1) 1945
 Daniels, Dick (Pacific-Oregon) ... S (2) 1969
 Davis, Art (Alabama State) ... T (2) 1953
 Davis, Fred (Alabama) ... T (6) 1946
 Davis, Harper (Mississippi State) HB (1) 1950
 Davis, John (Missouri) ... DB (1) 1970
 Davis, Roger (Syracuse) ... G (4) 1960
 Dean, Fred (Texas Southern) ... G (1) 1977
 DeCorrevont, Bill (Northwestern) HB (2) 1948
 DeLong, Steve (Tennessee) ... DE (1) 1972
 Deloplain, Jack (Salem) ... RB (1) 1979
 Dempsey, Frank (Florida) ... G (4) 1950
 Denney, Austin (Tennessee) ... E (3) 1967
 Dent, Richard (Tennessee St.) ... DE (3) 1983
 Devlin, Chris (Penn State) ... LB (1) 1978
 Dewveall, Willard (So. Methodist) ... E (2) 1959
 Digris, Bernie (Holy Cross) ... T (1) 1943
 Dimancheff, Boris Babe (Purdue) HB (1) 1952
 Ditka, Mike (Pittsburgh) ... TE (6) 1961
 Dodd, Al (N.W. Louisiana) ... DB (1) 1967
 Doehring, John "Bull" ... FB (6) 1932
 Doerger, Jerry (Wisconsin) ... T (1) 1982
 Donchez, Tom (Penn State) ... RB (1) 1975
 Dooley, Jim (Miami U.) ... E (9) 1952
 Dottley, John (Mississippi) ... FB (3) 1951
 Douglas, Merrill (Utah) ... FB (3) 1958
 Douglass, Bobby (Kansas) ... QB (7) 1969
 Douthitt, Earl (Iowa) ... S (1) 1975
 Dreher, Ferd (Denver) ... E (1) 1938
 Dressen, Charley* ... QB (1) 1920
 Drews, Ted (Princeton) ... E (1) 1928
 Dreyer, Wally (Wisconsin) ... HB (1) 1949
 Driscoll, Paddy* (Northwestern) ... HB (5) 1926
 Drulis, Chuck* (Temple) ... G (6) 1942
 Drury, Lyle (St. Louis) ... E (2) 1930
 Drzewiecki, Ron (Marquette) ... HB (2) 1955
 Duerson, Dave (Notre Dame) ... S (3) 1983
 Dugger, Jack (Ohio State) ... E (1) 1949
 Dunlap, Bob (Oklahoma) ... QB (1) 1935
 Dunsmore, Pat (Drake) ... TE (2) 1983

—E—

Earl, Robin (Washington) ... RB-TE (6) 1977
 Ecker, Ed (John Carroll) ... T (1) 1947
 Edwards, Cid (Tennessee State) ... RB (1) 1975
 Ellis, Allan (UCLA) ... CB (7) 1973
 Elmes, Leland* (Bradley) ... QB (1) 1929

Ely, Harold (Iowa) G (1) 1932
 Ely, Larry (Iowa) LB (1) 1975
 Engebretsen, Paul* (Northwestern) G (1) 1932
 Englund, Harry E (4) 1920
 Erickson, Harold* (Wash. & Jeff.) HB (1) 1925
 Evans, Earl (Harvard) T (4) 1926
 Evans, Fred (Notre Dame) HB (1) 1948
 Evans, Vince (USC) QB-KR (7) 1977
 Evey, Dick (Tennessee) T (6) 1964

—F—

Fada, Rob (Pittsburgh) G (2) 1983
 Falkenberg, Herb (Trinity) FB (1) 1951
 Famiglietti, Gary (Boston U.) FB (8) 1938
 Fanning, Stan (Idaho) T (3) 1960
 Farmer, George (U.C.L.A.) WR (6) 1970
 Farrington, John* (Prairie View) E (4) 1960
 Farris, Tom (Wisconsin) QB (2) 1946
 Feathers, Beattie* (Tennessee) HB (4) 1934
 Febel, Fritz* (Purdue) G (1) 1935
 Federovich, John (Davis & Elkins) T (2) 1941
 Feichtinger, Andy E (2) 1920
 Fencik, Gary (Yale) S (10) 1976
 Fenimore, Bob (Oklahoma A&M) HB (1) 1947
 Ferguson, J. B. T (1) 1932
 Ferguson, Jim (So. California) C/LB (1) 1969
 Fet, Gus* FB (1) 1923
 Figner, George (Colorado) HB (1) 1953
 Finzer, Dave (DePauw) P (1) 1984
 Fisher, Bob (SMU) TE (2) 1980
 Fisher, Jeff (USC) CB-PR (4) 1981
 Flaherty, Pat* (Princeton) E (1) 1923
 Flanagan, Dick (Ohio State) G (2) 1948
 Flanagan, Latham (Carnegie Tech) E (1) 1931
 Fleckenstein, Bill (Iowa) G (6) 1925
 Floyd, Bobby Jack (TCU) FB (1) 1953
 Ford, Charlie (Houston) CB (3) 1971
 Fordham, Jim* (Georgia) FB (2) 1944
 Forrest, Tom (Cincinnati) G (1) 1974
 Forte, Aldo (Montana) G (4) 1939
 Fortmann, Dan (Colgate) G (8) 1936
 Fortunato, Joe (Mississippi St.) LB (12) 1955
 Francis, Sam (Nebraska) FB (2) 1937
 Franklin, Paul* (Franklin) E (5) 1930
 Frazier, Leslie (Alcorn St.) CB (5) 1981
 Frederick, Andy (New Mexico) T (3) 1983
 Frump, Milton (Ohio Wesleyan) G (1) 1930
 Fuller, Steve (Clemson) QB (2) 1984

—G—

Gagnon, Dave (Ferris St.) RB (1) 1974
 Gaines, Wentford (Cincinnati) CB (3) 1978
 Galimore, Willie* (Florida A&M) HB (7) 1957
 Gallagher, Dave (Michigan) DE (1) 1974
 Gallarneau, Hugh (Stanford) HB (5) 1941
 Garrett, Carl (N. Mex. Highlands) RB (2) 1973
 Garrett, T. (Oklahoma A&M) C (2) 1947

Garrett, W. D. (Mississippi State) T (1) 1950
 Gault, Willie (Tennessee) WR (3) 1983
 Garvey, A. "Hec" (Notre Dame) E (4) 1922
 Garvey, Ed* (Notre Dame) HB (1) 1925
 Gayle, Shaun (Ohio State) CB (2) 1984
 Gentry, Curtiss (Maryland State) DB (3) 1966
 Gentry, Dennis (Baylor) PR-RB (4) 1982
 George, Bill* (Wake Forest) G/LB (14) 1952
 Gepford, Sid* (Millikin & Bethany) B (1) 1919
 Gersbach, Carl (West Chester St.) LB (1) 1975
 Geyer, Bill (Colgate) HB (3) 1942
 Gibron, Abe (Purdue) G (2) 1958
 Gilbert, Kline (Mississippi) T (5) 1953
 Gilliam, John (S. Carolina St.) WR (1) 1977
 Glenn, Bill (Eastern Illinois) QB (2) 1941
 Glueck, Larry (Villanova) E (3) 1963
 Goebel, Paul (Michigan) E (1) 1925
 Goodnight, Owen* (Hardin-Sims) QB (1) 1946
 Gordon, Dick (Michigan State) HB (7) 1965
 Gordon, Lou* (Illinois) T (1) 1938
 Gorgal, Ken (Purdue) HB (2) 1955
 Grabowski, Jim (Illinois) RB (1) 1971
 Graham, Conrad (Tennessee) DB (1) 1973
 Grandberry, Ken (Wash. St.) RB (1) 1974
 Grange, Garland, "Gardie" (Illinois) E (3) 1929
 Grange, Harold "Red" (Illinois) HB (8) 1925
 Green, Bobby Joe (Florida) P (12) 1962
 Greenwood, Glen* (Iowa) HB (1) 1924
 Grim, Bob (Oregon State) WR (1) 1975
 Grosvenor, George (Colorado) HB (2) 1935
 Grygo, Al* (South Carolina) HB (2) 1944
 Gudauskas, Pete (Murray State) G (2) 1943
 Gulyanics, George (Ellisville, JC) HB (6) 1947
 Gunn, Jimmy (USC) LB (6) 1970
 Gunner, Harry (Oregon State) DE (1) 1970

—H—

Haddon, Aldous (Wash. & Jeff.) B (1) 1928
 Haines, Kris (Notre Dame) WR (3) 1979
 Halas, George* (Illinois) E (10) 1920
 Hale, Dave (Ottawa) DE (3) 1969
 Haluska, Jim (Wisconsin) HB (1) 1956
 Hamity, Lewis (Chicago) HB (1) 1941
 Hamlin, Gene (West. Michigan) C (1) 1971
 Hammond, Henry (Southwestern) E (1) 1937
 Hampton, Dan (Arkansas) DE (7) 1979
 Hanke, Carl* (Minnesota) G (1) 1922
 Hanny, Frank* (Indiana) E (5) 1922
 Hansen, Clifford (Luther) HB (1) 1933
 Hansen, Wayne (Texas Western) C (10) 1950
 Hardy, Cliff (Michigan State) CB (1) 1971
 Harley, Charles Chic* (Ohio St.) RB (1) 1921
 Harper, Roland (Louisiana Tech) RB (8) 1975
 Harris, Al (Arizona State) DE (6) 1979
 Harris, Richard (Grambling) DE (2) 1974
 Harrison, Jim (Missouri) RB (4) 1971
 Hart, Tommy (Morris Brown) DE (2) 1978
 Hartenstine, Mike (Penn St.) DE (11) 1975
 Hartman, Fred (Rice) T (1) 1947

Hartnett, Perry (SMU)	G	(2)	1982
Haselrig, Clint (Michigan)	WR	(1)	1974
Hatley, John (Sul Ross)	G	(1)	1953
Hazelton, Major (Florida A&M)	DB	(2)	1968
Healey, Ed* (Dartmouth)	T	(6)	1922
Healy, Don (Maryland)	G	(2)	1958
Heardon, Tom* (Notre Dame)	QB	(1)	1929
Heileman, Charles* (Iowa State)	E	(1)	1939
Helwig, John (Notre Dame)	G	(4)	1953
Hempel, Bill (Carroll)	T	(1)	1942
Henderson, Reuben (San Diego St.)	CB	(2)	1981
Hensley, Dick (Kentucky)	E	(1)	1953
Herron, Bruce (New Mexico)	LB	(5)	1978
Hester, Jim (North Dakota)	TE	(1)	1970
Hewitt, Bill* (Michigan)	E	(5)	1932
Hibbs, Jesse (Southern California)	T	(1)	1931
Hicks, Tom (Illinois)	LB	(5)	1976
High, Lennie	HB	(1)	1920
Hilgenberg, Jay (Iowa)	C	(5)	1981
Hill, Harlon (Florence St. Tchrs.)	E	(8)	1954
Hill, Ike (Catawba)	WR	(2)	1973
Hoban, Mike (Michigan)	G	(1)	1974
Hobscheid, Fred* (Chicago)	G	(1)	1927
Hodgins, Norm (Louisiana St.)	S	(1)	1974
Hoffman, Jack (Xavier)	E	(5)	1952
Hoffman, John (Arkansas)	E	(8)	1949
Hoffman, John (Hawaii)	DE	(1)	1971
Hoke, Jonathan (Ball State)	CB	(1)	1980
Holloway, Glen (No. Texas State)	G	(4)	1970
Holman, Willie (So. Carolina St.)	DE	(6)	1968
Holmer, Walter* (Northwestern)	FB	(2)	1929
Holovak, Mike (Boston College)	FB	(2)	1947
Hoptowit, Al (Washington State)	T	(5)	1941
Horton, Larry (Iowa)	DT	(2)	1972
Howley, Charles (West Virginia)	C	(2)	1958
Hrivnak, Gary (Purdue)	DT	(4)	1973
Huarte, John (Notre Dame)	QB	(1)	1972
Huff, Gary (Florida State)	QB	(4)	1973
Huffine, Ken* (Purdue)	FB	(1)	1921
Hugasian, Harry (Stanford)	HB	(1)	1955
Hughes, Bernard* (Oregon)	C	(1)	1941
Hughes, Billy* (Texas)	C	(2)	1940
Hull, Mike (So. California)	FB	(3)	1968
Hultz, Don (Southern Miss.)	DT	(1)	1974
Humphries, Stefan (Michigan)	G	(2)	1984
Hunsinger, Chuck (Florida)	HB	(3)	1950
Hunt, Jackie (Marshall)	HB	(1)	1945
Hurst, William (Oregon)	G	(1)	1924
Huther, Bruce (New Hampshire)	LB	(1)	1982
Hutchison, Anthony (Texas Tech)	RB	(2)	1983
Hyland, Bob (Boston College)	C	(1)	1970

—I—

Ingwersen, Burt* (Illinois)	G	(2)	1920
Ippolito, Anthony* (Purdue)	G	(1)	1943

—J—

Jackson, Bobby (Alabama)	HB	(1)	1961
Jackson, Noah (Tampa)	G	(9)	1975
Jackson, Randy (Florida)	T	(8)	1967

Jagade, Chick* (Indiana)	FB	(2)	1954
James, Dan (Ohio)	T	(1)	1967
Janata, John (Illinois)	T	(1)	1983
Janet, Ernie (Washington)	G	(3)	1972
Jarmoluk, Mike (Temple)	T	(2)	1946
Jecha, Ralph (Northwestern)	G	(1)	1955
Jencks, Robert (Miami, O.)	E	(2)	1963
Jensvold, Leo* (Iowa)	QB	(1)	1931
Jeter, Bob (Iowa)	CB	(3)	1971
Jeter, Perry (California-Poly Tech)	RB	(2)	1956
Jewett, Bob (Michigan State)	E	(1)	1958
Jiggetts, Dan (Harvard)	T	(7)	1976
Joesting, Herb* (Minnesota)	FB	(2)	1931
Johnson, Albert (Kentucky)	FB	(1)	1938
Johnson, Bill* (So. Methodist)	G	(2)	1946
Johnson, Greg (Florida St.)	DT	(1)	1977
Johnson, Jack* (Miami)	B	(3)	1957
Johnson, John (Indiana)	T	(6)	1963
Johnson, Leo (Milikin)	HB	(1)	1920
Johnson, O. G.	FB	(1)	1924
Johnson, Pete (V.M.I.)	B	(1)	1959
Johnsos, Luke (Northwestern)	E	(9)	1929
Jones, Bob (San Diego State)	E	(1)	1967
Jones, Edgar (Pittsburgh)	HB	(1)	1945
Jones, Jerry* (Notre Dame)	G	(2)	1920
Jones, Jimmy (Wisconsin)	E	(3)	1965
Jones, Stan (Maryland)	T	(12)	1954
Jordan, Donald (Houston)	RB	(1)	1984
Juenger, Dave (Ohio U.)	WR	(1)	1973

—K—

Karr, William* (West Virginia)	E	(6)	1933
Karras, Ted (Indiana)	G	(5)	1960
Karwales, Jack (Michigan)	E	(2)	1946
Kassel, Chuck* (Illinois)	E	(1)	1927
Kavanaugh, Ken (Louisiana State)	E	(8)	1940
Kawal, Ed* (Illinois)	C	(6)	1931
Keane, Jim (Iowa)	E	(6)	1946
Keefe, Jerry* (Notre Dame)	G	(1)	1920
Kelly, Elmo (Wichita U.)	E	(1)	1944
Kelly, Jim (Tenn. St.)	TE	(1)	1974
Kendricks, Jim (Texas A&M)	T	(1)	1924
Keriasotis, Nick (St. Ambrose)	G	(3)	1942
Keys, Tyrone (Mississippi St.)	DE	(3)	1983
Kiesling, Walter* (St. Thomas)	G	(1)	1934
Kilcullen, Bob (Texas Tech.)	T	(8)	1957
Kilgore, Jon (Auburn)	P	(1)	1968
Kindt, Don (Wisconsin)	HB	(9)	1947
King, Ralph (Chicago)	T	(1)	1925
Kinney, Steve (Utah State)	T	(2)	1973
Kirk, Ken (Mississippi)	C	(1)	1960
Kissell, Adolph (Boston College)	FB	(1)	1942
Klawitter, Dick* (S. Dakota State)	C	(2)	1956
Klein, Dick (Iowa)	T	(2)	1958
Knopp, Oscar* (Illinois)	FB	(6)	1923
Knox, Bill (Purdue)	DB	(3)	1974
Knox, Ron (U.C.L.A.)	QB	(1)	1957

Koehler, Robert* (Northwestern) .FB	(2)	1920	Maillard, Ralph (Creighton) T	(1)	1929
Kolman, Ed (Temple) T	(5)	1940	Malone, Charles (Texas A&M) E	(1)	1933
Konovsky, Bob* (Wisconsin) G	(1)	1960	Manders, Jack* (Minnesota) HB	(8)	1933
Kopcha, Joe (Chattanooga) G	(5)	1929	Maness, James (TCU) WR	(1)	1985
Kortas, Kenneth (Louisville) T	(1)	1969	Maniaci, Joe (Fordham) FB	(4)	1938
Kosins, Gary (Dayton) RB	(3)	1972	Manning, Pete (Wake Forest) E	(2)	1960
Kreamcheck, John (Wm. & Mary) T	(3)	1953	Manske, Edgar (Northwestern) E	(4)	1937
Kreirling, Rich (Illinois) E	(1)	1964	Marconi, Joe (West Virginia) FB	(5)	1962
Kreiwald, Doug (West Texas State) G	(2)	1967	Margarita, Bob (Brown) HB	(3)	1944
Krenk, Mitch (Nebraska) TE	(1)	1984	Margerum, Ken (Stanford) WR	(4)	1981
Kuechenberg, Rudy (Indiana) LB	(3)	1967	Marshall, Wilbur (Florida) LB	(2)	1984
Kunz, Lee (Nebraska) LB	(3)	1979	Martin, Bill (Georgia Tech) E	(2)	1964
Kurek, Ralph (Wisconsin) FB	(6)	1965	Martin, Billy* (Minnesota) HB	(3)	1962
—L—					
LaFleur, Joe* (Marquette) FB	(3)	1922	Martin, Dave (Notre Dame) LB	(1)	1969
LaForest, W. FB	(1)	1920	Martin, Frank (Alabama) HB	(1)	1941
Lahar, Harold (Oklahoma) G	(2)	1941	Martinovich, P. (College of Pacific) G	(1)	1940
Lamb, Walter (Oklahoma) E	(1)	1946	Maslowski, Matt (San Diego U.) WR	(1)	1972
Landry, Greg (Massachusetts) QB	(1)	1984	Mass, Wayne (Clemson) OT	(3)	1968
Lanum, R. "Jake" (Ill. & Millikin) QB	(5)	1920	Masters, Bob (Baylor) FB	(2)	1943
Larson, Fred* (Notre Dame) C	(1)	1922	Masterson, Bernie* (Nebraska) QB	(7)	1934
Latta, Greg (Morgan State) TE	(6)	1975	Masterson, Forest (Iowa) C	(1)	1945
Lawler, Allen (Texas) HB	(1)	1948	Mastrogany, Gus (Iowa) E	(1)	1931
Lawson, Roger (West. Michigan) RB	(2)	1972	Matheson, Jack (West. Michigan) E	(1)	1947
Layne, Bobby (Texas) QB	(1)	1948	Mattson, Riley (Oregon) T	(1)	1965
Leclerc, Roger (Trinity) LB	(7)	1960	Matusza, Al (Georgetown) C	(4)	1941
Lee, Buddy (Louisiana State) QB	(1)	1971	May, Chester* G	(1)	1920
Lee, Herman (Florida A&M) T	(9)	1958	May, Walter O. "Red"* G	(1)	1920
Leeuwenburg, Rich (Stanford) T	(1)	1965	Mayes, Rufus (Ohio State) T	(1)	1969
Leggett, Earl (Louisiana State) T	(10)	1957	Maznicki, F. (Boston College) HB	(2)	1942
Lemon, Clifford* (Centre) T	(1)	1926	McAfee, George (Duke) HB	(8)	1940
Leonard, James (Colgate) T	(1)	1924	McClendon, Willie (Georgia) RB	(4)	1979
Lesane, James (Virginia) HB	(2)	1952	McColl, Bill (Stanford) E	(8)	1952
Lick, Dennis (Wisconsin) T	(6)	1976	McDonald, Lester* (Nebraska) E	(3)	1937
Line, Bill (Southern Methodist) DT	(1)	1972	McElwain, Bill (Northwestern) HB	(1)	1925
Lintzenich, Joseph (St. Louis) FB	(2)	1930	McEnulty, Doug (Wichita) FB	(2)	1943
Lipscomb, Paul* (Tennessee) T	(1)	1954	McGee, Tony (Bishop College) DE	(3)	1971
Lisch, Rusty (Notre Dame) QB	(1)	1984	McKinney, Bill (West Texas) LB	(1)	1972
Livers, Virgil (W. Kentucky) CB-PR	(5)	1975	McKinnon, Dennis (Florida St.) WR	(3)	1983
Livingston, Andy (Phoenix JC) B	(2)	1964	McKinnely, Phil (UCLA) T	(1)	1982
Logan, James (Indiana) G	(2)	1942	McLean, Ray* (St. Anselms) HB	(8)	1940
Long, Harvey (Detroit) T	(1)	1929	McMahon, Jim (BYU) QB	(4)	1982
Long, Johnny* (Colgate) QB	(2)	1944	McMichael, Steve (Texas) DT	(5)	1981
Lowe, Lloyd (North Texas State) HB	(2)	1953	McMillan, Jim (Illinois) G	(6)	1924
Luckman, Sid (Columbia) QB	(12)	1939	McMullen, Daniel (Nebraska) G	(2)	1930
Lujack, Johnny (Notre Dame) QB	(4)	1948	McPherson, Forrest (Nebraska) G	(1)	1935
Lusby, Vaughn (Arkansas) CB	(1)	1980	McRae, Bennie (Michigan) HB	(9)	1962
Lyle, Garry (Geo. Washington) CB	(7)	1968	McRae, Franklin (Tenn. State) DT	(1)	1967
Lyman, Roy "Link"* (Nebraska) T	(9)	1926	Meadows, Ed* (Duke) E	(3)	1954
Lyon, George (Kansas State) T	(1)	1929	Meltekas, John (Arizona) T	(5)	1956
—M—					
MacLeod, Robert (Dartmouth) HB	(2)	1939	Merkel, Monte (Kansas) G	(2)	1942
MacWherter, Kile* (Bethany) FB	(1)	1920	Merrill, Mark (Minnesota) LB	(1)	1979
Macdon, Ed (College of Pacific) HB	(2)	1952	Meyers, Jerry (N. Illinois) DE-DT	(4)	1976
Magnani, Dante (St. Mary's) HB	(4)	1942	Michaels, Edward* (Villanova) G	(1)	1935
			Mihal, Joe* (Purdue) T	(2)	1940
			Miller, Charles "Ookie" (Purdue) C	(6)	1932
			Miller, Milford (Chadron) T	(1)	1932
			Milner, Bill (Duke) G	(3)	1947
			Minini, Frank (San Jose St.) HB	(3)	1947

Mintum, John F. "Jack"	C	(2)	1921
Mitchell, Charley (Tulsa)	HB	(1)	1945
Mohardt, John* (Notre Dame)	HB	(1)	1925
Molesworth, Keith* (Monmouth)	HB	(7)	1931
Montgomery, Randy (Weber St.)	CB	(1)	1974
Montgomery, Ross (TCU)	FB	(2)	1969
Mooney, Jim* (Georgetown)	E	(1)	1935
Mooney, Timp (Ablene Christian)	HB	(3)	1944
Moore, Albert (Northwestern)	QB	(1)	1932
Moore, Jerry (Arkansas)	S	(2)	1971
Moore, Joe (Missouri)	RB	(2)	1971
Moore, McNeil (Sam Houston)	HB	(3)	1954
Moore, Rocco (Western Michigan)	G	(1)	1980
Moorehead, Emery (Colorado)	TE	(5)	1981
Morgan, Mike (Wisconsin)	RB	(1)	1978
Morris, Francis (Boston U.)	HB	(1)	1942
Morris, Johnny (Santa Barbara)	FL	(10)	1958
Morris, Jon (Holy Cross)	C	(1)	1978
Morris, Larry (Georgia Tech.)	LB	(7)	1959
Morrissey, Jim (Michigan St.)	LB	(1)	1985
Morrison, Fred (Ohio State)	FB	(4)	1950
Morton, John (Missouri)	HB	(1)	1945
Moser, Robert (Pacific)	C	(3)	1951
Mosley, Henry (Morris Brown)	HB	(1)	1955
Mucha, Charles (Washington)	G	(1)	1935
Mucha, Rudy (Washington)	G	(2)	1945
Muckensturm, Jerry (Ark. St.)	LB	(7)	1976
Mudd, Howard (Hillsdale)	G	(2)	1969
Mullen, Verne* (Illinois)	E	(3)	1923
Mullins, Don R. (Houston)	HB	(2)	1961
Mullins, Noah (Kentucky)	HB	(4)	1946
Mundee, Fred (Notre Dame)	C	(3)	1943
Murray, Richard* (Marquette)	T	(1)	1924
Murry, Don* (Wisconsin)	T	(8)	1924
Musso, George (Millikin)	G	(12)	1933
Musso, Johnny (Alabama)	RB	(3)	1975
Meyers, Denny* (Iowa)	T	(1)	1931

—N—

Nagurski, Bronko (Minnesota)	FB	(9)	1930
Neacy, Clement* (Colgate)	E	(1)	1927
Neal, Dan (Kentucky)	C	(9)	1975
Neal, Ed (Louisiana State)	G	(1)	1951
Neck, Tommy (Louisiana State)	HB	(2)	1962
Negus, Fred (Wisconsin)	C	(1)	1950
Neidert, John (Louisville)	LB	(1)	1970
Nelson, Everett (Illinois)	T	(1)	1929
Nesbitt, Dick* (Drake)	HB	(4)	1930
Newsome, Billy (Grambling)	DE	(1)	1977
Newton, Bob (Nebraska)	G	(5)	1971
Nickla, Ed (Maryland)	G	(1)	1959
Nielsen, Hans (Michigan State)	K	(1)	1981
Nix, Kent (T.C.U.)	QB	(2)	1970
Nolting, Ray (Cincinnati)	HB	(9)	1936
Norberg, Hank (Stanford)	E	(1)	1948
Nordquist, Mark (Pacific)	G-C	(2)	1975
Nori, Reino (DeKalb)	HB	(1)	1938
Norman, Dick (Stanford)	QB	(2)	1961

Norman, Tim (Illinois)	G	(1)	1983
Nowaskey, Bob* (Geo. Wash.)	E	(3)	1940

—O—

O'Bradovich, Ed (Illinois)	E	(10)	1962
O'Connell, J. F.* (Penn. St.)	C	(1)	1924
O'Connell, Tom (Illinois)	QB	(1)	1953
Oech, Verne (Minnesota)	G	(1)	1936
Oelerich, John (St. Ambrose)	HB	(1)	1938
Ogden Ray (Alabama)	TE	(3)	1969
O'Quinn, John (Wake Forest)	E	(2)	1950
O'Rourke, Charles (Boston Col.)	QB	(1)	1942
Ortego, Keith (McNeese St.)	WR	(1)	1985
Osborne, Jim (Southern)	DT	(13)	1972
Osborne, Jim (Southern)	DT	(13)	1972
Osmanski, Bill (Holy Cross)	FB	(7)	1939
Osmanski, Joe (Holy Cross)	FB	(4)	1946

—P—

Pagac, Fred (Ohio State)	TE	(1)	1974
Page, Alan (Notre Dame)	DT	(4)	1978
Parsons, Bob (Penn State)	P-TE	(11)	1972
Patterson, Billy (Baylor)	QB	(1)	1939
Pauley, Frank Don (Wash. & Jeff.)	T	(1)	1930
Payton, Walter (Jackson State)	RB	(11)	1975
Pearce, W. "Pard"* (Penn.)	QB	(3)	1920
Pearson, Madison* (Kansas)	C	(6)	1929
Pederson, Jim (Augsburg)	HB	(1)	1932
Peiffer, Dan (S.E. Missouri St.)	C	(3)	1975
Percival, Mac (Texas Tech.)	K	(7)	1967
Perez, Peter (Illinois)	G	(1)	1945
Perina, Bob (Princeton)	HB	(2)	1949
Perini, Pete (Ohio State)	FB	(2)	1954
Perkins, Don (Plattsville)	FB	(2)	1945
Perrin, Lonnie (Illinois)	RB	(1)	1979
Perry, William (Clemson)	DT	(1)	1985
Petibon, Richie (Tulane)	HB	(10)	1959
Petty, John* (Purdue)	FB	(1)	1942
Petty, Ross* (Illinois)	G	(1)	1920
Phillips, Loyd (Arkansas)	DE	(3)	1967
Phillips, Reggie (SMU)	CB	(1)	1985
Phipps, Mike (Purdue)	QB	(5)	1977
Piccolo, Brian* (Wake Forest)	RB	(4)	1966
Pickens, Bob (Nebraska)	T	(2)	1967
Pifferini, Bob (U.C.L.A.)	LB	(4)	1972
Pinder, Cyril (Illinois)	RB	(2)	1971
Plank, Doug (Ohio State)	S	(8)	1975
Plasman, Dick* (Vanderbilt)	E	(6)	1937
Podmajersky, Paul (Illinois)	G	(1)	1944
Polisky, John* (Notre Dame)	G	(1)	1929
Pollock, Bill (Penn. Mil. Acad.)	HB	(2)	1935
Pool, Hampton (Stanford)	E	(4)	1940
Potter, Kevin (Missouri)	S	(2)	1983
Preston, Pat (Wake Forest)	G	(4)	1946
Pride, Dan (Jackson State)	LB	(2)	1968
Proctor, Rex (Rice)	HB	(1)	1953
Purnell, James (Wisconsin)	LB	(5)	1964
Pyle, Mike (Yale)	C	(9)	1961

—R—

Rabold, Mike* (Indiana)	G	(3)	1964
Rains, Dan (Cincinnati)	LB	(3)	1982
Rakestraw, Larry (Georgia)	QB	(4)	1964
Ramsey, Frank (Oregon State)	G	(1)	1945
Rather, Bo (Michigan)	WR	(5)	1974
Reader, Russ (Michigan State)	HB	(1)	1947
Reese, Lloyd* (Tennessee)	FB	(1)	1946
Reilly, Mike (Iowa)	LB	(5)	1964
Rentner, Ernest Pug* (N'western)	HB	(2)	1936
Reppond, Mike (Arkansas)	WR	(1)	1973
Rice, Andy (Texas Southern)	DT	(2)	1972
Richards, Golden (Hawaii)	WR	(2)	1978
Richards, Ray (Nebraska)	T	(4)	1933
Richardson, Mike (Arizona State)	CB	(3)	1983
Richman, Harry* (Illinois)	G	(1)	1929
Rivera, Ron (California)	LB	(2)	1984
Rivera, Steve (California)	WR	(1)	1977
Rives, Don (Texas Tech)	LB	(6)	1973
Roberts, Tom (DePaul)	G	(2)	1943
Roberts, Willie (Houston)	CB	(1)	1973
Roder, Mirro (None)	K	(2)	1973
Roehneit, William* (Bradley)	G	(2)	1958
Roger, Mel (Florida A&M)	LB	(1)	1977
Roggeman, Tom (Purdue)	G	(2)	1956
Romanik, Steve (Villanova)	QB	(4)	1950
Romney, Milton* (Chicago)	QB	(5)	1925
Ronzani, Gene* (Marquette)	QB	(8)	1933
Rosequist, Ted (Ohio State)	T	(3)	1934
Roveto, John (S.W. Louisiana)	K	(2)	1981
Rowden, Larry (Houston)	LB	(1)	1971
Rowland, Brad (McMurry)	HB	(1)	1951
Rowland, Justin (T.C.U.)	HB	(1)	1960
Rupp, Nelson* (Dennison)	QB	(1)	1921
Russell, Reginald (Northwestern)	E	(1)	1928
Ryan, John (Detroit)	T	(1)	1929
Ryan, Rocky (Illinois)	E	(1)	1958
Rydalch, Ron (Utah)	DT	(6)	1975
Ryzdewski, Frank* (Notre Dame)	C	(1)	1923
Rykovich, Julie* (Illinois)	HB	(3)	1949

—S—

Sacrinty, Nick (Wake Forest)	QB	(1)	1947
Saldi, Jay (South Carolina)	TE	(2)	1983
Sanders, Thomas (Texas A&M)	RB	(1)	1985
Sanderson, Reggie (Stanford)	RB	(1)	1973
Savoldi, Joe* (Notre Dame)	FB	(1)	1930
Sayers, Gale (Kansas)	HB	(7)	1965
Schiechl, John* (Santa Clara)	C	(2)	1945
Schmidt, Terry (Ball State)	S	(9)	1976
Schreiber, Larry (Tenn. Tech.)	RB	(1)	1976
Schroeder, Gene (Virginia)	E	(6)	1951
Schubert, Steve (U. Mass.)	PR-WR	(5)	1975
Schuette Paul* (Wisconsin)	G	(3)	1930
Schweda, Brian (Kansas)	DE	(1)	1966
Schweidler, Dick (St. Louis)	HB	(3)	1938

Scott, James (Henderson J.C.)	WR	(7)	1976
Scott, Ralph* (Wisconsin)	T	(5)	1921
Seals, George (Missouri)	G	(7)	1965
Seiberling, Gerald (Drake)	FB	(1)	1932
Senn, Bill* (Knox)	HB	(6)	1926
Serini, Washington (Kentucky)	G	(4)	1948
Sevy, Jeff (California)	T-DE	(4)	1975
Seymour, Jim (Notre Dame)	WR	(3)	1970
Shank, J. L.	HB	(1)	1920
Shanklin, Ron (No. Texas St.)	WR	(2)	1975
Shaw, Glenn (Kentucky)	HB	(1)	1960
Shearer, Brad (Texas)	DT	(3)	1978
Shellog, Alec* (Notre Dame)	T	(1)	1939
Sherman, Saul (Chicago)	QB	(2)	1939
Shipkey, Jerry (U.C.L.A.)	FB	(1)	1953
Shoemaker, Hub (Illinois)	G	(2)	1920
Shy, Don (San Diego State)	RB	(3)	1970
Siegal, John (Columbia)	E	(5)	1939
Sigillo, Dom* (Xavier)	T	(2)	1943
Sigmund, Arthur W.	G	(1)	1923
Simmons, J. (Bethune-C'km'n)	WR	(1)	1969
Simmons, David (North Carolina)	LB	(1)	1983
Singletary, Mike (Baylor)	LB	(5)	1981
Sisk, John (Marquette)	HB	(5)	1932
Sisk, Jr., John (Miami)	B	(1)	1964
Skibinski, John (Purdue)	RB	(4)	1978
Smeja, Rudy (Michigan)	E	(2)	1944
Smith, Clarence (Georgia)	E	(1)	1942
Smith, Eugene (Georgia Tech.)	G	(1)	1930
Smith, H. Allen* (Mississippi)	E	(2)	1947
Smith, J. D. (N. Car. A&T)	FB	(1)	1956
Smith, James (Compton J.C.)	HB	(1)	1961
Smith, Ray Gene (Midwestern)	HB	(4)	1954
Smith, Ron (Wisconsin)	S	(4)	1965
Smith, Russell* (Illinois)	T	(3)	1921
Snyder, Bob (Ohio U.)	QB	(5)	1939
Sorey, Revie (Illinois)	G	(8)	1975
Spivey, Mike (Colorado)	CB	(3)	1977
Sprinkle, Ed (Hardin-Simmons)	E	(12)	1944
Stachowicz, Ray (Michigan St.)	P	(1)	1983
Stahlman, Dick* (DePaul)	T	(1)	1933
Standlee, Norm* (Stanford)	FB	(1)	1941
Staubert, Gerald (Cincinnati)	G	(1)	1951
Staley, Bill (Utah State)	DT	(2)	1970
Steinbach, Larry* (St. Thomas)	G	(2)	1930
Steinkemper, Bill* (Notre Dame)	T	(2)	1942
Sternaman, Edward* (Illinois)	HB	(1)	1920
Sternaman, Joe* (Illinois)	HB	(8)	1922
Stern, Paul (Villanova)	G	(4)	1948
Steuber, Bob (Missouri)	HB	(2)	1942
Stückel, Walt (Pennsylvania)	T	(4)	1946
Stillwell, Roger (Stanford)	DE-DT	(3)	1975
Stinchcomb, Pete* (Ohio State)	QB	(2)	1921
Stoepel, Terry (Tulsa)	G	(1)	1967
Stoffa, Anton* (Luther)	HB	(1)	1939
Stone, Billy (Bradley)	HB	(4)	1951

Strickland, Larry* (North Texas) ... C (6) 1954
 Sturtridge, Dick (DePaul) ... HB (2) 1928
 Stydahr, Joe* (West Virginia) ... T (9) 1936
 Suhey, Matt (Penn State) ... RB (6) 1980
 Sullivan, Frank* (Loyola, N.O.) ... C (5) 1935
 Sumner, Charles (Wm. & Mary) ... HB (4) 1955
 Sweeney, Jake (Cincinnati) ... T (1) 1944
 Swisher, Bob (Northwestern) ... HB (5) 1938
 Szymanski, Frank (Notre Dame) ... C (1) 1949

—T—

Tabor, Paul (Oklahoma) ... C (1) 1980
 Tackwell, C. O.* (Kansas State) ... E (3) 1931
 Taft, Merrill* (Wisconsin) ... FB (1) 1924
 Taylor, Clifton (Memphis St.) ... RB (1) 1974
 Taylor, J. R. "Tarz"* (Ohio State) ... G (2) 1921
 Taylor, Joe (No. Carolina A&T) ... DB (8) 1967
 Taylor, Ken (Oregon St.) ... CB (1) 1985
 Taylor, Lionel (New Mexico Highland U.) ... E (1) 1959
 Taylor, Roosevelt (Grambling) ... DB (8) 1961
 Thayer, Tom (Notre Dame) ... G (1) 1985
 Thomas, Bob (Notre Dame) ... K (10) 1975
 Thomas, Calvin (Illinois) ... FB (4) 1982
 Thomas, Earl (Houston) ... WR (3) 1971
 Thompson, Russ (Nebraska) ... T (4) 1936
 Thrift, Cliff (East Central Oklahoma) ... LB (1) 1985
 Thrower, Willie (Michigan State) ... QB (1) 1953
 Tom, Mel (San Jose State) ... DE (3) 1973
 Tomczak, Mike (Ohio State) ... C (1) 1985
 Torrance, Jack* (Louisiana State) ... T (2) 1939
 Trafton, George* (Notre Dame) ... C (13) 1920
 Trost, Milt (Marquette) ... T (5) 1935
 Tucker, Bill (Tennessee State) ... RB (1) 1971
 Turner, Cecil (California Poly) ... FL (6) 1968
 Turner, Clyde (Hardin-Simmons) ... C (12) 1940

—U—

Ulmer, Mike (Doane) ... CB (1) 1980
 Usher, Lou* (Syracuse) ... T (1) 1920

—V—

Vactor, Ted (Nebraska) ... CB (1) 1975
 Vallez, Emilio (New Mexico) ... TE (2) 1968
 Van Horn, Keith (USC) ... T (5) 1981
 Van Valkenburg, Pete (BYU) ... RB (1) 1974
 Veach, Walter* ... HB (1) 1920
 Venturelli, Fred (None) ... T (1) 1948
 Vick, Ernie* (Michigan) ... C (3) 1925
 Vick, Richard (Wash. & Jeff.) ... QB (1) 1925
 Vodicka, Joe (Lewis Institute) ... HB (3) 1943
 Voss, Walter "Tillie"* (Detroit U.) ... E (2) 1927
 Vucinich, Milt (Stanford) ... G (1) 1945

—W—

Wade, Charles (Tenn. St.) ... WR (1) 1974
 Wade, William (Vanderbilt) ... QB (6) 1961

Waechter, Henry (Nebraska) ... DE (3) 1982
 Wager, Clinton (St. Mary's) ... E (2) 1942
 Wallace, Bob (Texas-El Paso) ... E (5) 1968
 Wallace, Stan (Illinois) ... HB (4) 1954
 Walquist, Laurie* (Illinois) ... QB (10) 1922
 Walterscheid, Len (S. Utah) ... S-KR (6) 1977
 Ward, John (Oklahoma State) ... C-G (1) 1976
 Washington, Harry (Colorado St.) ... WR (1) 1979
 Watkins, Bobby (Ohio State) ... HB (3) 1955
 Watts, Rickey (Tulsa) ... WR (5) 1979
 Weatherly, Gerald (Rice) ... C (3) 1950
 Wetoska, Bob (Notre Dame) ... T (10) 1960
 Wetzel, Damon (Ohio State) ... HB (1) 1935
 Wheeler, Ted (W. Texas State) ... G (1) 1970
 Wheeler, Wayne (Alabama) ... WR (1) 1974
 White, Roy (Valparaiso) ... FB (5) 1923
 White, Wilford (Ariz. St.) ... HB (2) 1951
 Whitman, S. J. (Tulsa) ... HB (2) 1953
 Whitsell, Dave (Indiana) ... DB (6) 1961
 Whittenton, Jesse (West Texas) ... HB (1) 1958
 Wightkin, Bill (Notre Dame) ... DE (8) 1950
 Williams, Bob (Notre Dame) ... QB (3) 1951
 Williams, Broughton (Florida) ... T (1) 1947
 Williams, Brooks (N. Carolina) ... TE (2) 1981
 Williams, Dave (Colorado) ... RB (3) 1979
 Williams, Fred (Arkansas) ... T (12) 1952
 Williams, Jeff (Rhode Island) ... G (1) 1982
 Williams, Perry (Purdue) ... RB (1) 1974
 Williams, Walt (New Mexico St.) ... CB (2) 1982
 Williams, Oliver (Illinois) ... WR (1) 1983
 Wilson, George* (Northwestern) ... E (11) 1937
 Wilson, Nemiah (Grambling) ... CB (1) 1975
 Wilson, Otis (Louisville) ... LB (6) 1980
 Wright, Steve (Alabama) ... T (1) 1971
 Wrightman, Tim (UCLA) ... TE (1) 1985
 Wynne, Elmer (Notre Dame) ... FB (1) 1928

—Y—

Youmans, Maury (Syracuse) ... T (4) 1960
 Young, Adrian (So. Calif.) ... LB (1) 1973
 Young, Randolph* (Millikin) ... T (1) 1920
 Youngblood, George (L.A. State) ... S (1) 1969
 Yourist, Abe ... E (1) 1923

—Z—

Zanders, Emanuel (Jackson State) ... G (1) 1981
 Zarnas, Gust (Ohio State) ... G (1) 1938
 Zelter, Joe (Indiana) ... G (6) 1933
 Zizak, Vince* (Villanova) ... G (1) 1934
 Zorich, George* (Northwestern) ... G (3) 1944
 Zucco, Vic (Michigan State) ... HB (3) 1957

Bears in the Pro-Bowl

(1951-1970 NFL East vs. West, 1971—NFC vs. AFC)

1986: Walter Payton (RB) Jim McMahon (QB) Jim Covert (T) Jay Hiltgenberg (C) Otis Wilson (LB) Mike Singletary (LB) Dave Duerson (S) Dan Hampton (DE) Richard Dent (DE)	1966: Gale Sayers, RB Dick Butkus, LB Doug Atkins, DE Joe Fortunato, LB Mike Ditka, TE	1957: Harlon Hill, WR Stan Jones, G Bill George, LB Ed Brown, QB Rick Casares, RB J. C. Caroline, HB Larry Strickland, C McNeil Moore, HB
1985: Walter Payton, RB Dan Hampton, DT Mike Singletary, LB Todd Bell, S Richard Dent, DE	1965: Joe Fortunato, LB Mike Ditka, TE Johnny Morris, * FL	1956: Stan Jones, G Bill Wightkin, T Harlon Hill, WR Rick Casares, RB Jack Hoffman, E Ed Brown, QB Bill George, LB
1984: Mike Singletary, LB Walter Payton, RB	1964: Joe Fortunato, LB Mike Ditka, TE Doug Atkins, DE Richie Petitbon, DB Roosevelt Taylor, DB Mike Pyle, C Bill Wade, QB Joe Marconi, RB George Halas, Coach	1955: Harlon Hill, WR Bill Bishop, T Bill George, LB Ed Sprinkle, DE
1983: Dan Hampton, DT	1963: Mike Ditka, TE Doug Atkins, DE Joe Fortunato, LB Richie Petitbon, DB	1954: George Connor, T-LB Don Kindt, HB Jack Hoffman, E Fred Williams, DT
1982: Gary Fencik, S	1962: Stan Jones, G Doug Atkins, DE Bill George, LB Mike Ditka, TE	1953: Dick Barwegan, G Fred Williams, DT Gene Schroeder, E George Connor, T-LB Ed Sprinkle, DE
1981: Gary Fencik, S Dan Hampton, DE Walter Payton, RB	1961: Stan Jones, G Doug Atkins, DE Bill George, LB Johnny Morris, FL	1952: Dick Barwegan, G George Connor, T-LB John Dottley, RB Bulldog Turner, C-LB Johnny Lujack, QB Ed Sprinkle, DE Ray Bray, G
1980: Walter Payton, RB	1960: Stan Jones, G Doug Atkins, DE Bill George, LB Rick Casares, RB Erich Barnes, DB Fred Williams, DT	1951: Ray Bray, G Ed Sprinkle, DE George Connor, T-LB Fred Davis, T Dick Barwegan, G Bulldog Turner, C-LB Johnny Lujack, QB
1979: Walter Payton, RB	1959: Doug Atkins, † DE Stan Jones, G Joe Fortunato, LB Bill George, LB Willie Galimore, RB Ric Casare, RB Fred Williams, DT	
1978: Allan Ellis, CB Walter Payton, † RB	1958: Doug Atkins, DE Rick Casares, RB Bill George, LB Stan Jones, G Kline Gilbert, T	
1977: Wally Chambers, DT		
1976: Walter Payton, RB Wally Chambers, DT		
1975: None		
1974: Wally Chambers, DT		
1973: Dick Butkus, LB Ron Smith, KR		
1972: Dick Gordon, WR Dick Butkus, LB		
1971: Dick Butkus, LB Cecil Turner, KR Bobby Joe Green, P Dick Gordon, * WR		
1970: Gale Sayers, † RB Dick Butkus, LB		
1969: Dick Butkus, LB Roosevelt Taylor, DB Gale Sayers, * RB		
1968: Gale Sayers, † RB Dick Butkus, LB		
1967: Gale Sayers, † RB Dick Butkus, LB Richie Petitbon, DB		

*Denotes selected for game but did not play due to injuries.

†Denotes game's outstanding back, lineman

HOW THE BEARS WERE BUILT

YEAR	DRAFT	TRADE	FREE AGENTS/WAIVERS
1985	1. William Perry, dt 2. Reggie Phillips, cb 4. Kevin Butler, k 9. Thomas Sanders, rb 11. Jim Morrissey, lb	a-Maury Buford, p	Keith Ortego, wr Ken Taylor, cb Mike Tomczak, qb Cliff Thrift, lb Tim Wrightman, te Tom Thayer, g
1984	1. Wilber Marshall, lb 2. Ron Rivera, lb 3. Stefan Humphries, g 4. Tom Andrews, c 8. Brad Anderson, wr 10. Shaun Gayle, cb	b-Steve Fuller, qb	Henry Waechter, dt
1983	1. Jim Covert, ot 1. Willie Gault, wr 2. Mike Richardson, cb 3. Dave Duerson, s 4. Pat Dunsmore, te 7. Richard Dent, de 8. Mark Bortz, g	c-Andy Frederick, t d-Tyrone Keys, de	Dennis McKinnon, wr
1982	1. Jim McMahon, qb 4. Dennis Gentry, rb 6. Kurt Becker, g		Dan Rains, lb Calvin Thomas, rb
1981	1. Keith Van Horne, t 2. Mike Singletary, lb 3. Ken Margerum, wr		Brian Cabral, lb Leslie Frazier, cb Jay Hilgenberg, c Steve McMichael, dt Emery Moorehead, te
1980	1. Otis Wilson, lb 2. Matt Suhey, rb		
1979	1. Dan Hampton, dt		
1976	3. Brian Baschnagel, wr		Gary Fencik, s
1975	1. Walter Payton, rb 2. Mike Hartenstine, de		

a-From San Diego for 1986 12th-round draft choice.

b-From L.A. Rams for 1984 11th-round draft choice, and 1985 sixth-rounder.

c-From Cleveland for Gerry Sullivan.

d-From N.Y. Jets for 1985 fifth-round draft choice.

BEAR HALL-OF-FAMERS



PRO FOOTBALL HALL OF FAME
Canton, Ohio



GEORGE HALAS, End-Coach-Owner, inducted 1963. Started Bears as Decatur Staleys in 1920; had been with Bears (with time out for Navy duty in WWII) until his death in 1983. Co-organizer of forerunner of NFL. Coached for 40 seasons and retired with an all-time 326 victories. Played pro ball for 11 seasons starting with Hammond Pros in 1919. Wore jersey 7.

DOUG ATKINS, DE, inducted 1982. Played for Bears from 1955 to 1966. All-Pro in 1960, 1961, and 1963. From 1958 through 1966, played in every Pro Bowl but one. Named Outstanding Lineman in '59 Pro Bowl. College ball at Tennessee. Wore jersey 81.

GEORGE BLANDA, QB-K, inducted 1981. All-time leading Bear scorer with 541 points in 10 Chicago seasons (1949-58). Came out of retirement in 1960 to play 7 seasons with Houston, 9 with Oakland. In 26-year career scored 2,002 points, threw for 26,920 yards, 236 TDs. Wore 16, 22 for Bears.

DICK BUTKUS, MLB, inducted 1979. Played for Bears nine seasons from 1965-73 after college ball at Illinois. Blessed with great speed and a tremendous competitive desire at 6-3, 245 pounds. Butkus was all-NFL eight times and played in eight Pro Bowls. Jersey number 51.

GEORGE CONNOR, T-LB, inducted 1975. Played for Bears eight seasons from 1948-55 after college ball at Holy Cross and Notre Dame. At 6-3, 240, Connor was the first of the big, mobile outside backers. All-Pro five times but in 1951-2-3 on both offense and defense. Played in four Pro Bowls. Jersey numbers 71 & 81.

JOHN (PADDY) DRISCOLL, HB, inducted 1965. Played five seasons for Bears 1926-31. Was Chicago Cardinal from 1919-25 after Northwestern days. Triple-threat performer with punting, drop-kicking to go with running. Coached Bears in '56 and '57. Jersey numbers 1 & 20.

DANNY FORTMANN, G, inducted 1965. Played eight seasons with Bears from 1936 to '43 after college ball at Colgate. Received M.D. from U. of Chicago 1940. Punishing blocker despite 6-0, 210-pounds, and helmetless style. All-Pro five times. Jersey number 21.

BILL GEORGE, LB, inducted 1974. Played 14 seasons with Bears from 1952 to '66 and finished career with Rams. All-Pro eight times. First great NFL middle linebacker. "Created" the position switching from middle-guard in '54. Played in eight Pro Bowls. His jersey number 61 is retired.

HAROLD (RED) GRANGE, HB, inducted 1963. Played seven seasons with Bears: 1925, then 1929-34. Spent 1926-28 with own NY team. Showcasing the Galloping Ghost, Bears played 16 games from 11/26/25 to 1/31/26 from coast to coast posting 11-4-1 record. Made first all-Pro team 1931. His jersey number 77 is retired.

ED HEALEY, T, inducted 1964. Played for Bears five seasons from 1922 to 1927. First player purchased by Bears—from Rock Island where he played two seasons. Termed "the most versatile tackle of all time" by Halas. First president (1937) of Bear alumni association. College ball at Dartmouth. Wore jersey 16.

BILL HEWITT, E, inducted 1971. Played five seasons with Bears from 1932 to 1936 then four more seasons with Eagles. All-League in '33 and '34. Helmetless player who starred at Michigan. His number 56 is retired.

SID LUCKMAN, QB, inducted 1965. Played 12 seasons with Bears from 1939 to '50. Tailback at Columbia. All-Pro six times. Directed Bears to four NFL championships. Still leads NFL in percentage throws for TDs with 7.9%, 137 TDs. His number 42 is retired.

ROY (LINK) LYMAN, T, inducted 1964. Played seven seasons for Bears between 1926 and '34. Started pro career with Canton in 1922; college star at Nebraska. Played defense with stunting style setting trend for modern play. Wore five jersey numbers during career: 2, 11, 12, 14, 77.

GEORGE McAFEE, HB, inducted 1966. Played eight seasons with Bears from 1940 to 1950 with time out for WWII. All-Pro in 1941. Held NFL punt return record until a few years ago with 12.78 yards a try. All-America at Duke. His jersey number 5 is retired.

GEORGE MUSSO, T-G, inducted 1982. Played for Bears from 1933 to 1944. All-Pro in 1935 as a tackle and in 1937 as a guard. College ball at Milliken. Wore jersey 16.

BRONKO NAGURSKI, FB-T, inducted 1963. Played nine seasons with Bears from 1930 to '37 and 1943 (after retiring). All-Pro three times. Most punishing runner of all time. Minnesota all-America. Sixth on all-time Chicago rushing Chicago rushing list. His jersey number 3 is retired. Also wore number 16.

GALE SAYERS, RB, inducted 1977. Played for Bears seven seasons from 1965 to '71. Unanimous all-NFL five times, NFL Rookie-of-the-Year 1965. Selected for Pro Bowl five times, played in four, most valuable offensive player in three. Selected as all-time All-Pro. Set 23 Bear records and seven NFL records. Wore jersey number 40.

JOE STYDAHAR, T, inducted 1967. Played nine seasons with Bears from 1936 to 1946 with time out for WWII. First player ever drafted by Bears. Played at West Virginia. All-Pro four times. Played on three NFL championship teams. Wore jersey 13.

GEORGE TRAFTON, C, inducted 1964. Played 12 seasons with Bears from 1920 to '32 and never made a bad snap. College star at Notre Dame. First center to snap with one hand. Wore jersey 13.

CLYDE (BULLDOG) TURNER, C-LB, inducted 1966. Played 12 seasons with Bears from 1940 to '52 with all-pro honors six times as center. Made 17 interceptions as LB. Played in first two Pro Bowls ('51 & '52). All-America at Hardin-Simmons. His jersey number 66 is retired.

BEAR HISTORICAL HIGHLIGHTS

1920's

9/17/20—George Halas representing the Decatur Staleys meets with representatives of 12 other clubs at Ralph Hay's Hupmobile showroom in Canton, O., forming the American Professional Football Association—which later became the NFL. Membership is set at \$100.

1920—The Staleys shutout 12 of their 13 foes, lose only to the Chicago Cardinals (7-6 at Normal Park) and post a 10-1-2 record. Each player is paid \$1,900 for the season.

1921—Decatur Staley AC becomes Chicago Staleys, plays in Wrigley Field, and wins the APFA title with 9-1-1 record. A. E. Staley gives George Halas the Club with \$5,000 to keep the Staley name for the season. Halas makes Dutch Sternaman his partner.

1/28/22—Franchise renamed Chicago Bears.

11/27/22—First Chicago player deal: Bears buy tackle Ed Healey's contract from the Rock Island Independents for \$100—twice the going rate for a franchise that season.

12/7/24—Bears defeat Cleveland Bulldogs 23-0 at Wrigley Field for NFL championship that is later awarded to Cleveland at League meeting.

11/22/25—Harold Red Grange signs with Bears and pro football leaves its cradle. His agent C. C. (Cash & Carry) Pyle negotiates a \$100,000 deal with the Bears.

11/26/25—Halas takes the Bears and Grange on a 16-game coast-to-coast tour that sees the Club play 16 games from Nov. 26 thru Jan. 31 interrupted by a two-week rest. The Bears post a 11-4-1 record during the incredible endurance run.

11/26/25—Grange's first game . . . 36,000 see Bears and Cardinals go 0-0 in Wrigley Field with Grange held to 36 yards.

12/6/25—73,000 New Yorkers watch Grange ramble 30 yards with an interception for his only TD as the Bears defeat the Giants 19-7.

1/16/26—Grange gets 2 TDs as the Bears impress 75,000 in the LA Coliseum beating the LA Tigers 17-7.

3/1/26—Bears open Loop offices at 111 W. Washington.

1927—Playing for NY Yankees against Bears. Grange catches cleats in mud and claims "I was just another halfback after that."

1930's

1930—After a 4-8-2 1929 season, George Halas replaces himself as head coach with Ralph Jones. Jones posts a 24-10-7 record during his three seasons.

Bears and Cardinals play football's first indoor game on an 80-yard field at Chicago Stadium. It's an exhibition for unemployment relief.

11/16/31—New Yorkers (including Gov. Alfred E. Smith and Mayor Jimmy Walker) in field boxes at \$100 a seat watch Bears top Giants in Polo Grounds 12-6.

12/18/32—Bronko Nagurski hits Red Grange with a two-yard TD pass and the Bears top the Portsmouth Spartans 9-0 for the NFL championship. The game was played before 11,198 indoors at Chicago Stadium on an 80-yard field.

1932—Franchise loses \$18,000 prompting Dutch Sternaman to unload his half of the Bears to George Halas.

1933—George Halas returns as head coach and takes club out of town for training camp for the first time. University of Notre Dame is the host.

11/5/33—Boston Redskins delight home fans by whitewashing Bears 10-0 ending Chicago's 30-game unbeaten string.

12/17/33—Bears use rookie Jack Manders' accurate kicking for 11 points and defeat the Giants 23-11 in the NFL's first championship game.

1934—Halas University, the Bears alumni association, begins. Annually, Bear veterans return during season for Homecoming Weekend

—Bears hold training camp at Lane Tech High in the city.

8/31/34—A classic is born as 79,432 watch the NFL champion Bears held to a scoreless tie by the first College All-Star team in a game sponsored by Chicago Tribune Charities at Soldier Field.

12/2/34—Rookie Beattie Feathers becomes first pro back to rush for 1,000 yards with 1,004 to lead NFL.

12/9/34—Undefeated Bears slip before Giants in NFL title tilt at Polo Grounds 30-13 before 35,059. With Chicago leading 10-3 at the half, NY dons basketball sneakers and scores 27 points.

1935—Training camp is conducted at St. John's Military Academy in Delafield, Wis.

1936—Joe Stydahar, tackle, West Virginia, is the first Bear draft pick.

12/12/37—Bears win Western Division title but lost NFL Championship 28-21 to Redskins at Wrigley Field. Sammy Baugh hits 18 of 33 for 335 yards and 3 TDs. Jack Manders scores 15 of the Bears points. A Chicago player's share is \$127.78.

1940's

12/8/40—Ten Bears tally TDs as Chicago rips Washington 73-0 for the NFL title before 36,034 in D.C. The rout signals the beginning of pro football's modern era with the formal unveiling of the T-formation. The Bears got \$873 per man.

1941—Bears get new fight song—"Bear Down Chicago Bears" is published.

12/14/41—Bears and Packers agree their playoff game should be played to a "sudden-death" finish in event of tie. NFL adopts "sudden-death" plan 1/24/47.

12/13/42—George Halas departs for the US Navy prior to the NFL title game which Chicago loses 14-6 in Washington. Bears score on Lee Artoe's 50-yard fumble return.

1943—Hunk Anderson and Luke Johnsos co-coach the wartime Bears for the next three seasons compiling a 15-11-2 record.

11/14/43—Sid Luckman becomes the first pro to pass for over 400 yards in a game. He hits the Giants with 433 yards and seven TDs.

12/26/43—The Bears blast Washington 41-21 in Wrigley Field for the NFL title before 34,320 fans. Sid Luckman throws five TD passes (2 each to Harry Clark and Dante Magnani). Bronko Nagurski scores his last Bear TD, a 3-yard smash.

12/15/46—With George Halas around for the full season, the Bears whip the Giants 24-14 before a record NFL title crowd of 58,346 in the Polo Grounds. After opening with a 21-yard TD pass to Ken Kavanaugh, Sid Luckman gets the winning score on a 19-yard bootleg.

1948—Bears make the first trade for a draft choice then select QB Bobby Layne.

12/11/49—Johnny Lujack sets NFL passing record with 468 yards against the Cardinals.

1950's

12/17/50—Bears and Rams tie for Western Division title with 9-3 marks but Rams trip Bears in LA 24-14 breaking tie.

1956—Paddy Driscoll starts his two-year tour as head coach after George Halas retires for a third time. Driscoll's two teams own a 14-10-1 record.

12/30/56—Giants, with their sneakers again, trounce Chicago 47-7 before 56,836 in Yankee Stadium for NFL title.

11/2/58—Bears and Rams establish NFL attendance record drawing 90,833 paid in the L.A. Coliseum. Rams win 41-35.

1960's

10/22/61—Bears destroy the scorching 49er shotgun formation 31-0 with Bill George playing middle guard and the defensive line stunting.

12/29/63—Bears intercept five YA Title passes and capture NFL title from Giants 14-10 in Wrigley Field before 45,801 and closed circuit TV. Champs share \$5,899 per man. QB Billy Wade gets both TDs on 2-and-1-yard runs.

1964—Flanker Johnny Morris catches NFL record 93 passes.

1965—Bears set standard for draft by selecting LB Dick Butkus and RB Gale Sayers on first round.

Rookie Sayers bursts into pro football with a NFL record 22 TDs.

11/25/65—Gale Sayers scores 6 TDs against 49ers.

1966—Gale Sayers sets NFL combined yards record with 2,440.

5/27/68—The all-time winningest coach in football history, George Halas retires from coaching after 40 seasons with 326 wins, 150 defeats, 30 ties.

1970's

3/19/70—George Halas elected president of the National Football Conference as NFL-AFL merge.

3/16/70—Bear running back Brian Piccolo dies of cancer. Club establishes Piccolo Fund raising over \$1 million since for cancer fight.

12/13/70—Bears say goodbye to Wrigley Field (troucing Green Bay 35-17. They will make Soldier Field their home in 1971.

9/12/74—Jim Finks joins Bears as Vice President and General Manager after serving as Vikings' GM and NFL Management Council Advisor.

12/17/74—After three seasons and a League record of 11-30-1, Abe Gibron departs as head coach.

12/31/74—Former NFL star linebacker Jack Pardee is named Bear head coach—the first non-Bear to hold the job in the history of the Club.

7/12/75—Bears open training camp at Lake Forest College after 31 seasons of training in Rensselaer, Ind.

11/20/77—Enroute to leading the NFL in rushing with a Bear record 1,852 yards, Walter Payton dashes through Vikings in SF for a NFL record 275 yards.

12/18/77—A 28-yard FG by Bob Thomas with nine seconds left in overtime gives Bears a six-game win streak, their first playoff spot in 14 years with 9-5 record, and a 12-9 win over the Giants.

12/26/77—Bears finish season with 37-7 playoff loss at Dallas but set 28 team records and play before a home record 401,513 fans for seven Soldier Field dates.

1/19/78—With a three-year record of 20-22, Jack Pardee resigns to seek Redskin coaching job.

2/16/78—Neill Armstrong, defensive coordinator of the Minnesota Vikings, becomes head coach.

9/3/79—Bears occupy \$1.6 million new headquarters named Halas Hall on Lake Forest College campus.

12/16/79—Massive heart attack claims George (Mugs) Halas at 54. Bears go on to rout St. Louis 42-6 while Dallas tips Washington 35-34. The combination sends 10-6 Bears to NFC playoffs.

12/23/79—After leading 17-10 at half, Bears drop 27-17 wildcard game at Philadelphia.

1980's

10/6/80—In 23-0 whitewash of Tampa Bay at Soldier Field (113th in Club history), Payton rushes for 133 and gains 14 more receiving to raise lifetime combined yardage to 9,492 and break Sayers' Club record.

12/7/80—Bears whip Packers 61-7 at Soldier Field equaling Club record for points and setting new standards for first downs (33) and pass completion percentage (83.3%, 20 of 24). QB Vince Evans throws for 316—most by a Bear in 10 years.

1/4/82—After four seasons and League record of 30-34, Neill Armstrong departs as head coach.

1/20/82—Mike Ditka, assistant offensive coach of the Dallas Cowboys, becomes head coach.

8/24/83—Jim Finks resigns as the Club's General Manager after nine seasons.

10/5/83—Bears' founder and owner George Halas, names Jerry Vainisi as the club's General Manager.

10/31/83—Bears' founder and owner, George Halas, dies at the age of 88.

11/11/83—Michael B. McCaskey becomes the Bears' 3rd president in the 65-year history of the franchise.

2/19/84—Rudy Custer, who served as business manager of the Bears for 38 years announces his retirement.

11/25/84—Bears defeat Vikings 34-3 at Minneapolis to clinch first divisional title ever and first championship since 1963.

12/30/84—Bears defeat Redskins 23-19 in divisional playoffs to advance to NFC Championship game. 49ers beat Bears, 23-0, in NFC final.

1985—Bears win first 12 games of season enroute to posting 15-1 regular season mark tying the most regular season wins by team in NFL history. Chicago claims second consecutive NFC Central title as club record 9 players are selected to Pro Bowl.

1/5/86—Bears host first playoff game since 1963 and shut-out New York Giants, 21-0, at Soldier Field.

1/12/86—Bears blank Los Angeles Rams, 24-0, in NFC Championship game and advance to Super Bowl XX to play New England Patriots.

1/26/86—Chicago sets seven Super Bowl records in first appearance including most points (46) and largest margin of victory (36) in 46-10 rout of Patriots. The game was witnessed by record-setting number of viewers via television worldwide and the Bears were greeted the next day by an estimated 500,000 people in ticker tape parade in downtown Chicago.

ALL-TIME SEASON SCORES

CITIES CODE

A	Atlanta, Ga.
AN	Anaheim, Ca.
AK	Akron, O.
B	Birmingham, Ala.
BF	Buffalo, N.Y.
BL	Baltimore, Md.
BO	Boston, Mass.
BR	Brooklyn, N.Y.
C	Canton, O.
CH	Charleston, W. Va.
CI	Cincinnati, O.
CL	Cleveland, O.
CM	Comiskey Park
CN	Champaign, N.
CR	Cedar Rapids, Ia.
D	Detroit, Mich.
DA	Dallas, Tex.
DN	Denver, Colo.
DS	Dyche Stadium
GB	Green Bay, Wis.
H	Houston, Tex.
HE	Hershey, Pa.
JA	Jacksonville, Fla.
KC	Kansas City, Mo.
LA	Los Angeles, Ca.
M	Minnesota
ME	Memphis, Tenn.
MI	Miami, Fla.
MP	Mills Park, Chicago.
ML	Milwaukee, Wis.
MN	Moline, Ill.
MO	Montreal, Canada
NA	Nashville, Tenn.
NE	New England
NF	Norfolk, Va.
NJ	East Rutherford, N.J.
NO	New Orleans, La.
NP	Normal Park, Chicago
NY	New York, N.Y.
O	Oakland, Ca.
P	Pontiac, Mich.
PH	Philadelphia, Pa.
PI	Pittsburgh, Pa.
PO	Portsmouth, O.
R	Raleigh, N.C.
RI	Richmond, Va.
RK	Rock Island, Ill.
S	Soldier Field
SB	South Bend, Ind.
SD	San Diego, Ca.
SE	Seattle, Wa.
SF	San Francisco, Ca.
SL	St. Louis, Mo.
SP	Spokane, Wa.
T	Tulsa, Okla.
TB	Tampa Bay, Fl.
TO	Toronto, Canada
W	Wrigley Field
WA	Washington, D.C.

1920	.909	1924	.857		
Won 10	Lost 1	Tied 2	Won 6	Lost 1	Tied 4

George Halas.			George S. Halas.		
Ed Sternaman — Coaches	Bears	Opp.	Ed Sternaman — Coaches	Bears	Opp.
Moline	20	0	G B Packers	(GB)	0
Kewanee	27	0	Rock Island	(RK)	0
Rock Island	7	0	Racine Legion	(W)	10
Chicago Tigers	10	0	Chicago Cardinals	(W)	6
Rockford	29	0	Frankford Yellowjackets	(W)	33
Champaign	20	0	Rock Island	(W)	3
Hammond	28	7	Columbus Tigers	(W)	12
Rock Island	0	0	Racine Legion	(W)	3
Minneapolis Marines	3	0	G B Packers	(W)	3
Chicago Tigers	6	0	Chicago Cardinals	(CM)	21
Cardinals	(NP)	6	Milwaukee Badgers	(W)	31
Cardinals	(W)	10			122
Akron	0	0			
	166	14			

1925 .643

Won 9 Lost 5 Tied 3

George S. Halas.			George S. Halas.		
Ed Sternaman — Coaches	Bears	Opp.	Ed Sternaman — Coaches	Bears	Opp.
Waukegan	35	0	Rock Island	(GB)	10
Rock Island	14	10	G B Packers	(GB)	0
Rochester	16	13	Detroit Panthers		28
Dayton Triangles	7	0	Hammond		7
Detroit Heralds	20	9	Cleveland Bulldogs	(CM)	6
Rock Island	3	0	Chicago Cardinals	(CM)	6
Cleveland Tigers	22	7	Rock Island		19
Buffalo All Stars	6	7	Frankford Yellowjackets		19
Green Bay Packers	(W)	20	Detroit Panthers	(W)	21
Buffalo All Stars	10	7	G B Packers	(W)	0
Canton Bulldogs	10	0	Columbus Tigers		14
Chicago Cardinals	(W)	0	Frankford Yellowjackets		14
	163	53	N Y Giants	(NY)	19
			Providence		6
			Detroit Panthers		0
			N Y Giants	(W)	0
					158

1926 .923

Won 12 Lost 1 Tied 3

George S. Halas.			George S. Halas.		
Ed Sternaman — Coaches	Bears	Opp.	Ed Sternaman — Coaches	Bears	Opp.
Milwaukee Badgers	10	7	Milwaukee Badgers		10
G B Packers	(GB)	6	G B Packers	(GB)	6
Detroit Panthers		10	Detroit Panthers		10
N Y Giants	(W)	7	N Y Giants	(W)	7
Chicago Cardinals	(W)	16	Chicago Cardinals	(W)	16
Duluth Eskimos		17	Duluth Eskimos		17
Akron		24	Akron		24
Louisville		34	Louisville		34
Chicago Cardinals	(S)	10	Chicago Cardinals	(S)	10
Milwaukee Badgers		10	Milwaukee Badgers		10
G B Packers	(W)	19	G B Packers	(W)	19
Chicago Cardinals	(W)	0	Chicago Cardinals	(W)	0
Canton Bulldogs		35	Canton Bulldogs		35
Frankford Yellowjackets		6	Frankford Yellowjackets		6
Pottsville		9	Pottsville		9
G B Packers	(W)	3	G B Packers	(W)	3
		216			63

1927 .750

Won 9 Lost 3 Tied 2

George S. Halas.			George S. Halas.		
Ed Sternaman — Coaches	Bears	Opp.	Ed Sternaman — Coaches	Bears	Opp.
Chicago Cardinals	(NP)	9	Chicago Cardinals	(NP)	9
G B Packers	(GB)	7	G B Packers	(GB)	7
New York Yankees		12	New York Yankees		12
Cleveland Bulldogs		14	Cleveland Bulldogs		14
Dayton Triangles		14	Dayton Triangles		14
New York Yankees		6	New York Yankees		6
Frankford Yellowjackets		0	Frankford Yellowjackets		0
Providence		0	Providence		0
Pottsville		30	Pottsville		30
G B Packers	(W)	14	G B Packers	(W)	14
N Y Giants	(NY)	7	N Y Giants	(NY)	7
Chicago Cardinals	(W)	0	Chicago Cardinals	(W)	0
Frankford Yellowjackets		9	Frankford Yellowjackets		9
Duluth Eskimos		27	Duluth Eskimos		27
		149			98

1923 .818

Won 9 Lost 2 Tied 1

George S. Halas.			George S. Halas.		
Ed Sternaman — Coaches	Bears	Opp.	Ed Sternaman — Coaches	Bears	Opp.
Rock Island	0	3	Rock Island		0
Racine Horicks	3	0	Racine Horicks		3
G B Packers	(GB)	3	G B Packers	(GB)	3
Buffalo	18	3	Buffalo		18
Canton Bulldogs	0	6	Canton Bulldogs		0
Oorang Indians	26	0	Oorang Indians		26
Akron Indians	20	6	Akron Indians		20
Rock Island	7	3	Rock Island		7
Hammond Pros	14	7	Hammond Pros		14
Chicago Cardinals	(CM)	3	Chicago Cardinals	(CM)	3
Rock Island	29	7	Rock Island		29
Milwaukee Badgers	0	0	Milwaukee Badgers		0
	123	35			

1928 .636

Won 7 Lost 5 Tied 1

George S. Halas — Coaches		Bears	Opp.
Chicago Cardinals	(NFI)	15	0
G B Packers	(GB)	12	12
N Y Giants	(W)	13	0
G B Packers	(W)	6	16
Detroit Wolverines		0	6
New York Yankees		27	0
Dayton Triangles		27	0
Pottsville Maroons		13	6
Chicago Cardinals	(W)	34	0
Detroit Wolverines		7	14
Frankford Yellowjackets		28	6
G B Packers	(W)	0	6
Frankford Yellowjackets		0	19
		175	85

1932 .875

Won 7 Lost 1 Tied 6

Ralph Jones — Coach		Bears	Opp.
S 25 G B Packers	(GB)	0	0
O 2 Staten Island Stapletons	(W)	0	0
O 9 Chicago Cardinals	(W)	0	0
O 16 G B Packers	(W)	0	2
O 19 Brooklyn Dodgers*		13	0
O 28 Staten Island Stapletons	(NY)	27	7
O 30 Boston Redskins		7	7
N 6 N Y Giants	(NY)	28	8
N 13 Portsmouth Spartans		13	13
N 20 Brooklyn Dodgers		20	0
N 24 Chicago Cardinals	(W)	34	0
N 29 Portsmouth Spartans		7	7
D 4 N Y Giants	(W)	6	0
D 11 G B Packers	(W)	9	0
* Exhibition		164	44

NFL CHAMPIONSHIP
D 18 Portsmouth Spartans 9 0
Played on 80-yard field in Chicago Stadium

1936 SEASON .750

Won 9 Lost 3

George S. Halas — Coach		Bears	Opp.
S 20 Green Bay Packers	(GB)	30	3
S 27 Philadelphia Eagles	(PH)	17	0
O 4 Pittsburgh Pirates	(PI)	27	9
O 11 Chicago Cardinals	(W)	7	3
O 18 Pittsburgh Pirates	(W)	26	7
O 25 Detroit Lions	(W)	12	10
N 1 Green Bay Packers	(W)	10	21
N 8 New York Giants	(NY)	25	7
N 15 Boston Redskins	(BO)	26	0
N 22 Philadelphia Eagles	(PH)	26	7
N 26 Detroit Lions	(D)	7	13
N 29 Chicago Cardinals	(W)	7	14
		222	94

1929 .308

Won 4 Lost 9 Tied 2

George S. Halas — Coaches		Bears	Opp.
Minneapolis Redjackets		19	6
G B Packers	(GB)	3	23
Minneapolis Redjackets		7	6
Buffalo Bisons		16	0
Chicago Cardinals	(W)	0	0
Minneapolis Redjackets		27	0
N Y Giants	(W)	14	26
G B Packers	(W)	0	14
Frankford Yellowjackets		14	20
N Y Giants	(NY)	0	34
Buffalo Bisons		7	19
Chicago Cardinals	(CM)	6	40
Frankford Yellowjackets		0	0
G B Packers	(W)	0	25
N Y Giants	(W)	9	14
		119	227

1933 SEASON .833

Won 10 Lost 2 Tied 1

George S. Halas — Coach		Bears	Opp.
S 24 Green Bay Packers	(GB)	14	7
O 1 Boston Redskins	(S)	7	0
O 8 Brooklyn Dodgers	(BR)	10	0
O 15 Chicago Cardinals	(W)	12	9
O 22 Green Bay Packers	(W)	10	7
O 29 New York Giants	(W)	14	10
N 5 Boston Redskins	(BO)	0	10
N 12 Philadelphia Eagles	(PH)	3	3
N 19 New York Giants	(NY)	0	3
N 26 Portsmouth Spartans	(W)	17	14
N 30 Chicago Cardinals	(W)	22	6
D 3 Portsmouth Spartans	(PO)	17	7
D 10 Green Bay Packers	(W)	7	6
		133	82

NFL CHAMPIONSHIP
D 17 New York Giants (W) 23 21

1937 SEASON .900

Won 9 Lost 1 Tied 1

George S. Halas — Coach		Bears	Opp.
S 19 Green Bay Packers	(GB)	14	2
O 4 Pittsburgh Steelers	(PI)	7	0
O 10 Cleveland Rams	(CL)	20	2
O 17 Chicago Cardinals	(W)	16	7
O 24 Detroit Lions	(W)	28	20
O 31 New York Giants	(NY)	3	3
N 7 Green Bay Packers	(W)	14	24
N 14 Brooklyn Dodgers	(W)	29	7
N 25 Detroit Lions	(D)	13	0
N 28 Cleveland Rams	(W)	15	7
D 5 Chicago Cardinals	(W)	42	28
		201	100

NFL CHAMPIONSHIP
D 12 Washington Redskins (W) 21 28

1930 .692

Won 9 Lost 4 Tied 1

Ralph Jones — Coach		Bears	Opp.
Brooklyn Dodgers	(MP)	0	0
G B Packers	(GB)	0	7
Minneapolis Redjackets		20	0
N Y Giants	(W)	0	12
Chicago Cardinals	(CM)	32	6
Portsmouth		6	7
Frankford Yellowjackets		13	7
Minneapolis Redjackets		20	7
G B Packers	(W)	12	13
Frankford		13	6
Chicago Cardinals	(W)	6	0
Portsmouth		14	6
G B Packers	(W)	21	0
Chicago Cardinals*		9	7
* Exhibition		169	71

1934 SEASON 1.000

Won 13 Lost 0

George S. Halas — Coach		Bears	Opp.
S 23 Green Bay Packers	(GB)	24	10
S 30 Cincinnati Reds	(CI)	21	3
O 7 Brooklyn Dodgers	(BR)	21	7
O 10 Pittsburgh Pirates	(PI)	28	0
O 14 Chicago Cardinals	(W)	20	0
O 21 Cincinnati Reds	(W)	41	7
O 28 Green Bay Packers	(W)	27	14
N 4 New York Giants	(W)	27	7
N 11 Boston Redskins	(BO)	21	0
N 18 New York Giants	(NY)	10	9
N 25 Chicago Cardinals	(W)	17	6
N 29 Detroit Lions	(D)	19	16
D 2 Detroit Lions	(W)	10	7
		286	86

NFL CHAMPIONSHIP
D 9 New York Giants (NY) 13 30

1938 SEASON .545

Won 6 Lost 5

George S. Halas — Coach		Bears	Opp.
S 11 Chicago Cardinals	(S)	16	13
S 18 Green Bay Packers	(GB)	2	0
O 2 Philadelphia Eagles	(PH)	28	6
O 9 Cleveland Rams	(CL)	7	14
O 16 Chicago Cardinals	(W)	54	28
O 23 Cleveland Rams	(W)	21	23
O 30 Detroit Lions	(W)	7	13
N 6 Green Bay Packers	(W)	7	24
N 13 Washington Redskins	(W)	31	7
N 20 Brooklyn Dodgers	(BR)	24	6
N 24 Detroit Lions	(D)	7	14
		194	148

1931 .615

Won 8 Lost 5

Ralph Jones — Coach		Bears	Opp.
Cleveland Indians		21	0
G B Packers	(GB)	0	7
N Y Giants	(W)	6	0
Chicago Cardinals	(W)	26	13
Frankford Yellowjackets		12	13
G B Packers	(W)	2	6
Portsmouth		9	6
N Y Giants	(NY)	12	6
Brooklyn Dodgers		26	0
Chicago Cardinals	(W)	18	7
Portsmouth		0	3
G B Packers	(W)	7	6
N Y Giants	(W)	6	25
		145	92

1935 SEASON .600

Won 6 Lost 4 Tied 2

George S. Halas — Coach		Bears	Opp.
S 22 Green Bay Packers	(GB)	0	7
S 29 Pittsburgh Pirates	(PI)	23	7
O 13 Philadelphia Eagles	(PH)	39	0
O 20 Brooklyn Dodgers	(W)	24	14
O 27 Green Bay Packers	(W)	14	17
N 3 New York Giants	(NY)	20	3
N 10 Boston Redskins	(BO)	30	14
N 17 New York Giants	(W)	0	3
N 24 Detroit Lions	(W)	20	20
N 28 Detroit Lions	(D)	2	14
D 1 Chicago Cardinals	(W)	7	7
D 8 Chicago Cardinals	(W)	13	0
		192	106

1939 SEASON .727

Won 8 Lost 3

George S. Halas — Coach		Bears	Opp.
S 15 Cleveland Rams	(S)	30	21
S 24 Green Bay Packers	(GB)	16	21
O 2 Pittsburgh Steelers	(PI)	32	0
O 8 Cleveland Rams	(CL)	35	21
O 15 Chicago Cardinals	(W)	44	7
O 22 New York Giants	(NY)	13	16
O 29 Detroit Lions	(W)	0	10
N 5 Green Bay Packers	(W)	30	27
N 12 Detroit Lions	(D)	23	13
N 19 Philadelphia Eagles	(W)	27	14
N 26 Chicago Cardinals	(W)	48	7
		298	157

1940 SEASON .727

Won 8 Lost 3

George S. Halas — Coach			Bears	Opp.
S 22 Green Bay Packers	(GB)	41	10	
S 25 Chicago Cardinals	(CM)	7	21	
O 6 Cleveland Rams	(CL)	21	14	
O 13 Detroit Lions	(W)	7	0	
O 20 Brooklyn Dodgers	(W)	16	7	
O 27 New York Giants	(NY)	37	21	
N 3 Green Bay Packers	(W)	14	7	
N 10 Detroit Lions	(D)	14	17	
N 17 Washington Redskins	(WA)	3	7	
N 24 Cleveland Rams	(W)	47	25	
D 1 Chicago Cardinals	(W)	31	23	
		238	152	

NFL CHAMPIONSHIP

D 8 Washington Redskins (WA)	73	0
------------------------------	----	---

1944 SEASON .667

Won 6 Lost 3 Tied 1

Harley "Hunk" Anderson, Luke Johnson — Coaches			Bears	Opp.
S 24 Green Bay Packers	(GB)	28	42	
O 8 Cleveland Rams	(CL)	7	19	
O 15 Cardinal-Pittsburgh	(W)	34	7	
O 22 Detroit Lions	(W)	21	21	
O 29 Cleveland Rams	(W)	28	21	
N 5 Green Bay Packers	(W)	21	0	
N 12 Boston Yanks	(W)	21	7	
N 19 Detroit Lions	(D)	21	41	
N 26 Philadelphia Eagles	(PH)	28	7	
D 3 Cardinal-Pittsburgh	(P)	49	7	
		258	172	

1948 SEASON .833

Won 10 Lost 2

George S. Halas — Coach			Bears	Opp.
S 26 Green Bay Packers	(GB)	45	7	
O 4 Chicago Cardinals	(CM)	28	17	
O 10 Los Angeles Rams	(W)	42	21	
O 17 Detroit Lions	(W)	28	0	
O 24 Philadelphia Eagles	(PH)	7	12	
O 31 New York Giants	(W)	35	14	
N 7 Los Angeles Rams	(LA)	21	6	
N 14 Green Bay Packers	(W)	7	6	
N 21 Boston Yanks	(BO)	51	17	
N 28 Washington Redskins	(W)	48	13	
D 5 Detroit Lions	(D)	42	14	
D 12 Chicago Cardinals	(W)	21	24	
		375	151	

1941 SEASON .909

Won 10 Lost 1

George S. Halas — Coach			Bears	Opp.
S 28 Green Bay Packers	(GB)	25	17	
O 5 Cleveland Rams	(CL)	48	21	
O 12 Chicago Cardinals	(W)	53	7	
O 19 Detroit Lions	(W)	49	0	
O 26 Pittsburgh Steelers	(W)	34	7	
N 2 Green Bay Packers	(W)	14	16	
N 9 Cleveland Rams	(W)	31	13	
N 16 Washington Redskins	(W)	35	21	
N 23 Detroit Lions	(D)	24	7	
N 30 Philadelphia Eagles	(PH)	49	14	
D 7 Chicago Cardinals	(CM)	34	24	
		396	147	

CONFERENCE PLAYOFF

D 14 Green Bay Packers (W)	33	14
----------------------------	----	----

NFL CHAMPIONSHIP

D 21 New York Giants (W)	37	9
--------------------------	----	---

1945 SEASON .300

Won 3 Lost 7

Harley "Hunk" Anderson, Luke Johnson — Coaches			Bears	Opp.
S 30 Green Bay Packers	(GB)	21	31	
O 7 Cleveland Rams	(CL)	0	17	
O 14 Chicago Cardinals	(W)	7	16	
O 21 Cleveland Rams	(W)	21	41	
O 28 Detroit Lions	(D)	10	16	
N 4 Green Bay Packers	(W)	28	24	
N 11 Detroit Lions	(W)	28	35	
N 18 Washington Redskins	(WA)	21	28	
N 25 Pittsburgh Steelers	(W)	28	7	
D 2 Chicago Cardinals	(CM)	28	20	
		192	235	

1949 SEASON .750

Won 9 Lost 3

George S. Halas — Coach			Bears	Opp.
S 25 Green Bay Packers	(GB)	17	0	
O 2 Chicago Cardinals	(CM)	17	7	
O 3 Los Angeles Rams	(W)	16	31	
O 16 Philadelphia Eagles	(W)	38	21	
O 23 New York Giants	(NY)	28	35	
O 30 Los Angeles Rams	(LA)	24	27	
N 6 Green Bay Packers	(W)	24	3	
N 13 Detroit Lions	(W)	27	24	
N 20 Washington Redskins	(WA)	31	21	
N 24 Detroit Lions	(D)	26	7	
D 4 Pittsburgh Steelers	(W)	30	21	
D 11 Chicago Cardinals	(W)	52	21	
		332	218	

1942 SEASON 1.000

Won 11 Lost 0

George S. Halas — Coach			Bears	Opp.
S 27 Green Bay Packers	(GB)	44	28	
O 4 Cleveland Rams	(CL)	21	7	
O 11 Chicago Cardinals	(W)	41	14	
O 18 New York Giants	(W)	26	7	
O 25 Philadelphia Eagles	(W)	45	14	
N 1 Detroit Lions	(W)	16	0	
N 8 Brooklyn Dodgers	(BR)	35	0	
N 15 Green Bay Packers	(W)	38	7	
N 22 Detroit Lions	(D)	42	0	
N 29 Cleveland Rams	(W)	47	0	
D 6 Chicago Cardinals	(CM)	21	7	
		376	84	

NFL CHAMPIONSHIP

D 13 Washington Redskins (WA)	6	14
-------------------------------	---	----

1946 SEASON .800

Won 8 Lost 2 Tied 1

George S. Halas — Coach			Bears	Opp.
S 29 Green Bay Packers	(GB)	30	7	
O 6 Chicago Cardinals	(CM)	34	17	
O 13 Los Angeles Rams	(W)	28	28	
O 20 Philadelphia Eagles	(W)	21	14	
O 27 New York Giants	(NY)	0	14	
N 3 Green Bay Packers	(W)	10	7	
N 10 Los Angeles Rams	(LA)	27	21	
N 17 Washington Redskins	(W)	24	20	
N 24 Detroit Lions	(W)	42	6	
D 1 Chicago Cardinals	(W)	28	35	
D 8 Detroit Lions	(D)	45	24	
		289	193	

NFL CHAMPIONSHIP

D 15 New York Giants (NY)	24	14
---------------------------	----	----

1950 SEASON .750

Won 9 Lost 3

George S. Halas — Coach			Bears	Opp.
S 17 Los Angeles Rams	(LA)	24	20	
S 24 San Francisco 49ers	(SF)	32	20	
O 1 Green Bay Packers	(GB)	21	31	
O 8 Chicago Cardinals	(W)	27	6	
O 15 Green Bay Packers	(W)	28	14	
O 29 New York Yanks	(NY)	27	38	
N 5 Detroit Lions	(D)	35	21	
N 12 New York Yanks	(W)	28	20	
N 19 San Francisco 49ers	(W)	17	0	
N 26 Los Angeles Rams	(W)	24	14	
D 3 Chicago Cardinals	(CM)	10	20	
D 10 Detroit Lions	(W)	6	3	
		279	207	

CONFERENCE PLAYOFF

D 17 Los Angeles Rams (LA)	14	24
----------------------------	----	----

1943 SEASON .889

Won 8 Lost 1 Tied 1

Harley "Hunk" Anderson, Luke Johnson — Coaches			Bears	Opp.
S 26 G.B. Packers	(GB)	21	21	
O 3 Detroit Lions	(D)	27	21	
O 10 Chicago Cardinals	(W)	20	0	
O 17 Philadelphia-Pittsburgh	(W)	48	21	
O 24 Brooklyn Dodgers	(W)	33	21	
O 31 Detroit Lions	(W)	35	14	
N 7 Green Bay Packers	(W)	21	7	
N 14 New York Giants	(NY)	56	7	
N 21 Washington Redskins	(WA)	7	21	
N 28 Chicago Cardinals	(CM)	35	24	
		303	157	

NFL CHAMPIONSHIP

D 26 Washington Redskins (W)	41	21
------------------------------	----	----

1947 SEASON .667

Won 8 Lost 4

George S. Halas — Coach			Bears	Opp.
S 28 Green Bay Packers	(GB)	20	29	
O 5 Chicago Cardinals	(CM)	40	31	
O 12 Philadelphia Eagles	(W)	40	7	
O 19 Detroit Lions	(W)	33	24	
O 26 Washington Redskins	(WA)	56	20	
N 2 Boston Yanks	(BO)	28	24	
N 9 Green Bay Packers	(W)	20	14	
N 16 Los Angeles Rams	(LA)	41	24	
N 23 Pittsburgh Steelers	(WF)	49	7	
N 27 Detroit Lions	(D)	34	14	
D 7 Los Angeles Rams	(W)	14	17	
D 14 Chicago Cardinals	(W)	21	30	
		363	241	

1951 SEASON .583

Won 7 Lost 5

George S. Halas — Coach			Bears	Opp.
S 30 Green Bay Packers	(GB)	31	20	
O 7 Chicago Cardinals	(CM)	14	28	
O 14 New York Yanks	(W)	24	21	
O 21 San Francisco 49ers	(W)	13	7	
O 28 Detroit Lions	(D)	28	23	
N 4 Washington Redskins	(WA)	27	0	
N 11 Detroit Lions	(W)	28	41	
N 18 Green Bay Packers	(W)	24	13	
N 25 Cleveland Browns	(CL)	21	42	
D 2 Los Angeles Rams	(W)	17	42	
D 9 New York Yanks	(NY)	45	21	
D 16 Chicago Cardinals	(W)	14	24	
		286	282	

1952 SEASON .416

Won 5 Lost 7

George S. Halas — Coach			Bears	Opp.
S 28 Green Bay Packers	(GB)	24	14	
O 5 Chicago Cardinals	(CM)	10	21	
O 12 Dallas Texans	(W)	38	20	
O 19 San Francisco 49ers	(W)	16	40	
O 26 Los Angeles Rams	(LA)	7	31	
N 2 San Francisco 49ers	(SF)	20	17	
N 9 Green Bay Packers	(W)	28	41	
N 16 Los Angeles Rams	(W)	24	40	
N 23 Detroit Lions	(W)	24	23	
N 27 Dallas Texans	(AK)	23	27	
D 7 Detroit Lions	(D)	21	45	
D 14 Chicago Cardinals	(W)	10	7	
		245	326	

1956 SEASON .818

Won 9 Lost 2 Tied 1

John L. Driscoll — Coach			Bears	Opp.
S 30 Baltimore Colts	(BL)	21	28	
O 7 Green Bay Packers	(GB)	37	21	
O 14 San Francisco 49ers	(W)	31	7	
O 21 Baltimore Colts	(W)	58	27	
O 28 San Francisco 49ers	(SF)	38	21	
N 4 Los Angeles Rams	(LA)	35	24	
N 11 Green Bay Packers	(W)	38	14	
N 18 Los Angeles Rams	(W)	30	21	
N 25 New York Giants	(NY)	17	17	
D 2 Detroit Lions	(D)	10	42	
D 9 Chicago Cardinals	(W)	10	3	
D 16 Detroit Lions	(W)	38	21	
		363	246	

NFL CHAMPIONSHIP

D 30 New York Giants	(NY)	7	47
----------------------	------	---	----

1960 SEASON .455

Won 5 Lost 6 Tied 1

George S. Halas — Coach			Bears	Opp.
S 25 Green Bay Packers	(GB)	17	14	
O 2 Baltimore Colts	(BL)	7	42	
O 9 Los Angeles Rams	(W)	34	27	
O 16 San Francisco 49ers	(W)	27	10	
O 23 Los Angeles Rams	(LA)	24	24	
O 30 San Francisco 49ers	(SF)	7	25	
N 6 B Y E				
N 13 Baltimore Colts	(W)	20	24	
N 20 Detroit Lions	(W)	28	7	
N 27 Dallas Cowboys	(W)	17	7	
D 4 Green Bay Packers	(W)	13	41	
D 11 Cleveland Browns	(CL)	0	42	
D 18 Detroit Lions	(D)	0	36	
		194	299	

1953 SEASON .273

Won 3 Lost 8 Tied 1

George S. Halas — Coach			Bears	Opp.
S 27 Baltimore Colts	(BL)	9	13	
O 4 Green Bay Packers	(GB)	17	13	
O 11 Baltimore Colts	(W)	14	16	
O 18 San Francisco 49ers	(W)	28	35	
O 25 Los Angeles Rams	(LA)	24	38	
N 1 San Francisco 49ers	(SF)	14	24	
N 8 Green Bay Packers	(W)	21	21	
N 15 Washington Redskins	(W)	27	24	
N 22 Detroit Lions	(W)	16	20	
N 29 Los Angeles Rams	(W)	24	21	
D 6 Detroit Lions	(D)	7	13	
D 13 Chicago Cardinals	(W)	17	24	
		218	262	

1957 SEASON .417

Won 5 Lost 7

John L. Driscoll — Coach			Bears	Opp.
S 29 Green Bay Packers	(GB)	17	21	
O 5 Baltimore Colts	(BL)	10	21	
O 13 San Francisco 49ers	(W)	17	21	
O 20 Los Angeles Rams	(W)	34	26	
O 27 San Francisco 49ers	(SF)	17	21	
N 3 Los Angeles Rams	(LA)	16	10	
N 10 Green Bay Packers	(W)	21	14	
N 17 Baltimore Colts	(W)	14	29	
N 24 Detroit Lions	(D)	27	7	
D 1 Washington Redskins	(W)	3	14	
D 8 Chicago Cardinals	(CM)	14	6	
D 15 Detroit Lions	(W)	13	21	
		203	211	

1954 SEASON .667

Won 8 Lost 4

George S. Halas — Coach			Bears	Opp.
S 26 Detroit Lions	(D)	23	48	
O 3 Green Bay Packers	(GB)	10	3	
O 10 Baltimore Colts	(W)	28	9	
O 17 San Francisco 49ers	(W)	24	31	
O 24 Los Angeles Rams	(LA)	38	42	
O 31 San Francisco 49ers	(SF)	31	27	
N 7 Green Bay Packers	(W)	28	23	
N 14 Cleveland Browns	(W)	10	39	
N 21 Baltimore Colts	(BL)	28	13	
N 28 Los Angeles Rams	(W)	24	13	
D 5 Chicago Cardinals	(CM)	29	7	
D 12 Detroit Lions	(W)	28	24	
		301	279	

1958 SEASON .667

Won 8 Lost 4

George S. Halas — Coach			Bears	Opp.
S 28 Green Bay Packers	(GB)	34	20	
O 4 Baltimore Colts	(BL)	38	51	
O 12 San Francisco 49ers	(W)	28	6	
O 19 Los Angeles Rams	(W)	31	10	
O 26 San Francisco 49ers	(SF)	27	14	
N 2 Los Angeles Rams	(LA)	35	41	
N 9 Green Bay Packers	(W)	24	10	
N 16 Baltimore Colts	(W)	0	17	
N 23 Detroit Lions	(D)	20	7	
N 30 Pittsburgh Steelers	(PI)	10	24	
D 7 Chicago Cardinals	(W)	30	14	
D 14 Detroit Lions	(W)	21	16	
		298	230	

1955 SEASON .667

Won 8 Lost 4

George S. Halas — Coach			Bears	Opp.
S 25 Baltimore Colts	(BL)	17	23	
O 2 Green Bay Packers	(GB)	3	24	
O 9 San Francisco 49ers	(W)	19	20	
O 16 Baltimore Colts	(W)	38	10	
O 23 San Francisco 49ers	(SF)	34	23	
O 30 Los Angeles Rams	(LA)	31	20	
N 6 Green Bay Packers	(W)	52	31	
N 13 Los Angeles Rams	(W)	24	3	
N 20 Detroit Lions	(D)	24	14	
N 27 Chicago Cardinals	(CM)	14	53	
D 4 Detroit Lions	(W)	21	20	
D 11 Philadelphia Eagles	(W)	17	10	
		294	251	

1959 SEASON .667

Won 8 Lost 4

George S. Halas — Coach			Bears	Opp.
S 27 Green Bay Packers	(GB)	6	9	
O 3 Baltimore Colts	(BL)	26	21	
O 11 Los Angeles Rams	(W)	21	28	
O 18 Baltimore Colts	(W)	7	21	
O 25 San Francisco 49ers	(SF)	17	20	
N 1 Los Angeles Rams	(LA)	26	21	
N 8 Green Bay Packers	(W)	28	17	
N 15 San Francisco 49ers	(W)	14	3	
N 22 Detroit Lions	(D)	24	14	
N 29 Chicago Cardinals	(S)	31	7	
D 6 Pittsburgh Steelers	(W)	27	21	
D 13 Detroit Lions	(W)	25	14	
		252	196	

1963 SEASON .917

Won 11 Lost 1 Tied 2

George S. Halas — Coach			Bears	Opp.
S 15 Green Bay Packers	(GB)	10	3	
S 22 Minnesota Vikings	(M)	28	7	
S 29 Detroit Lions	(D)	37	21	
O 6 Baltimore Colts	(W)	10	3	
O 13 Los Angeles Rams	(LA)	52	14	
O 20 San Francisco 49ers	(SF)	14	20	
O 27 Philadelphia Eagles	(W)	16	7	
N 3 Baltimore Colts	(BL)	17	7	
N 10 Los Angeles Rams	(W)	6	0	
N 17 Green Bay Packers	(W)	26	7	
D 1 Pittsburgh Steelers	(PI)	17	17	
D 8 Minnesota Vikings	(W)	27	7	
D 15 Detroit Lions	(W)	24	14	
		301	144	

NFL CHAMPIONSHIP

D 29 New York Giants	(W)	14	10
----------------------	-----	----	----

1964 SEASON .357				1968 SEASON .500				1972 SEASON .307			
Won 5		Lost 9		Won 7		Lost 7		Won 4		Lost 9 Tied 1	
George S. Halas — Coach				Jim Dooley — Coach				Abe Gibron — Coach			
S 13	Green Bay Packers (GB)	12	23	S 15	Washington Redskins (W)	28	38	S 17	Atlanta Falcons (S)	21	37
S 20	Minnesota Vikings (M)	34	28	S 22	Detroit Lions (D)	0	42	S 24	Los Angeles Rams (S)	13	13
S 27	Baltimore Colts (BL)	0	52	S 29	Minnesota Vikings (M)	27	17	0 1	Detroit Lions (S)	24	38
0 4	San Francisco 49ers (SF)	21	31	0 6	Baltimore Colts (BL)	7	28	0 8	Green Bay Packers (GB)	17	20
0 11	Los Angeles Rams (W)	38	17	0 13	Detroit Lions (W)	10	28	0 15	Cleveland Browns (CL)	17	0
0 18	Detroit Lions (W)	0	10	0 20	Philadelphia Eagles (PH)	29	16	0 23	Minnesota Vikings (S)	13	10
0 25	Washington Redskins (WA)	20	27	0 27	Minnesota Vikings (W)	26	24	0 29	St. Louis Cardinals (SL)	27	10
N 1	Dallas Cowboys (W)	10	24	N 3	Green Bay Packers (GB)	13	10	N 5	Detroit Lions (D)	0	14
N 8	Baltimore Colts (W)	24	40	N 10	San Francisco 49ers (S)	27	19	N 12	Green Bay Packers (S)	17	23
N 15	Los Angeles Rams (LA)	34	24	N 17	Atlanta Falcons (W)	13	16	N 19	San Francisco 49ers (S)	21	34
N 22	San Francisco 49ers (W)	23	21	N 24	Dallas Cowboys (W)	3	34	N 26	Cincinnati Bengals (S)	3	13
N 26	Detroit Lions (D)	27	24	D 1	New Orleans Saints (NO)	23	17	D 3	Minnesota Vikings (M)	10	23
D 5	Green Bay Packers (W)	3	17	D 8	Los Angeles Rams (LA)	17	16	D 10	Philadelphia Eagles (PH)	21	12
D 13	Minnesota Vikings (W)	14	41	D 15	Green Bay Packers (W)	27	28	D 17	Oakland Raiders (O)	21	28
		260	379			250	333			225	275
1965 SEASON .643				1969 SEASON .071				1973 SEASON .214			
Won 9		Lost 5		Won 1		Lost 13		Won 3		Lost 11	
George S. Halas — Coach				Jim Dooley — Coach				Abe Gibron — Head Coach			
S 19	San Francisco 49ers (SF)	24	52	S 21	Green Bay Packers (GB)	0	17	S 16	Dallas Cowboys (S)	17	20
S 25	Los Angeles Rams (LA)	28	30	S 28	St. Louis Cardinals (SL)	17	20	S 23	Minnesota Vikings (S)	13	22
0 3	Green Bay Packers (GB)	14	23	0 5	New York Giants (NY)	24	28	S 30	Denver Broncos (DN)	33	14
0 10	Los Angeles Rams (W)	31	6	0 12	Minnesota Vikings (W)	0	31	0 7	New Orleans Saints (NO)	16	21
0 17	Minnesota Vikings (M)	45	37	0 19	Detroit Lions (D)	7	13	0 14	Atlanta Falcons (A)	6	46
0 24	Detroit Lions (W)	38	10	0 26	Los Angeles Rams (W)	7	9	0 21	New England Patriots (S)	10	13
0 31	Green Bay Packers (W)	31	10	N 2	Minnesota Vikings (M)	14	31	0 28	Houston Oilers (S)	35	14
N 7	Baltimore Colts (W)	21	26	N 9	Pittsburgh Steelers (W)	38	7	N 4	Green Bay Packers (GB)	31	17
N 14	St. Louis Cardinals (W)	34	13	N 16	Atlanta Falcons (A)	31	48	N 12	Kansas City Chiefs (KC)	7	19
N 21	Detroit Lions (D)	17	10	N 23	Baltimore Colts (W)	21	24	N 18	Detroit Lions (S)	7	30
N 28	New York Giants (NY)	35	14	N 30	Cleveland Browns (W)	24	28	N 25	Minnesota Vikings (M)	13	31
D 5	Baltimore Colts (BL)	13	0	D 6	San Francisco 49ers (SF)	21	42	D 2	Los Angeles Rams (S)	0	26
D 12	San Francisco 49ers (W)	61	20	D 14	Green Bay Packers (W)	3	21	D 9	Detroit Lions (D)	7	40
D 19	Minnesota Vikings (W)	17	24	D 21	Detroit Lions (W)	3	20	D 16	Green Bay Packers (S)	0	21
		409	275			210	339			195	334
1966 SEASON .417				1970 SEASON .428				1974 SEASON .286			
Won 5		Lost 7 Tied 2		Won 6		Lost 8		Won 4		Lost 10	
George S. Halas — Coach				Jim Dooley — Coach				Abe Gibron — Coach			
S 11	Detroit Lions (D)	3	14	S 19	New York Giants (NY)	24	16	S 15	Detroit Lions (S)	17	9
S 16	Los Angeles Rams (LA)	17	31	S 27	Philadelphia Eagles (DS)	20	16	S 22	New York Jets (S)	21	23
S 25	B Y E			0 5	Detroit Lions (D)	14	28	S 29	Minnesota Vikings (M)	7	11
0 2	Minnesota Vikings (M)	13	10	0 11	Minnesota Vikings (W)	0	24	0 6	New Orleans Saints (S)	24	10
0 9	Baltimore Colts (W)	27	17	0 18	San Diego Chargers (W)	7	20	0 13	Atlanta Falcons (A)	10	13
0 16	Green Bay Packers (W)	0	17	0 25	Detroit Lions (W)	10	16	0 21	Green Bay Packers (S)	10	9
0 23	Los Angeles Rams (W)	17	10	N 1	Atlanta Falcons (A)	23	14	0 27	Buffalo Bills (BF)	6	16
0 31	St. Louis Cardinals (SL)	17	24	N 8	San Francisco 49ers (S)	16	37	N 3	Minnesota Vikings (S)	0	17
N 6	Detroit Lions (W)	10	10	N 15	Green Bay Packers (GB)	19	20	N 13	Green Bay Packers (M)	3	20
N 13	San Francisco 49ers (W)	30	30	N 22	Buffalo Bills (W)	31	13	N 17	San Francisco 49ers (S)	0	34
N 20	Green Bay Packers (GB)	6	13	N 29	Baltimore Colts (BL)	20	13	N 24	Detroit Lions (D)	17	34
N 27	Atlanta Falcons (W)	23	6	0 5	Minnesota Vikings (M)	13	16	D 1	New York Giants (S)	16	13
D 4	Baltimore Colts (BL)	16	21	D 13	Green Bay Packers (W)	35	17	D 8	San Diego Chargers (SD)	21	28
D 11	San Francisco 49ers (SF)	14	41	D 20	New Orleans Saints (NO)	24	3	D 15	Washington Redskins (WA)	0	42
D 18	Minnesota Vikings (W)	41	28			256	261			152	279
		234	272								
1967 SEASON .538				1971 SEASON .428				1975 SEASON .286			
Won 7		Lost 6 Tied 1		Won 6		Lost 8		Won 4		Lost 10	
George S. Halas — Coach				Jim Dooley — Coach				Jack Pardee — Coach			
S 17	Pittsburgh Steelers (PI)	13	41	S 19	Pittsburgh Steelers (S)	17	15	S 21	Baltimore Colts (S)	7	35
S 24	Green Bay Packers (GB)	10	13	S 26	Minnesota Vikings (W)	20	17	S 28	Philadelphia Eagles (S)	15	13
0 1	Minnesota Vikings (M)	17	7	0 3	Los Angeles Rams (LA)	3	17	D 5	Minnesota Vikings (M)	3	28
0 8	Baltimore Colts (W)	3	24	0 10	New Orleans Saints (S)	35	14	D 12	Detroit Lions (D)	7	27
0 15	Detroit Lions (W)	14	3	0 17	San Francisco 49ers (SF)	0	13	0 19	Pittsburgh Steelers (PI)	3	34
0 22	Cleveland Browns (CL)	0	24	0 24	Detroit Lions (D)	28	23	0 27	Minnesota Vikings (S)	9	13
0 29	Los Angeles Rams (W)	17	28	0 31	Dallas Cowboys (S)	23	19	N 2	Miami Dolphins (S)	13	46
N 5	Detroit Lions (D)	27	13	N 7	Green Bay Packers (S)	14	17	N 9	Green Bay Packers (S)	27	14
N 12	New York Giants (W)	34	7	N 14	Washington Redskins (S)	16	15	N 16	San Francisco 49ers (SF)	3	31
N 19	St. Louis Cardinals (W)	30	3	N 21	Detroit Lions (S)	3	28	N 23	Los Angeles Rams (LA)	10	38
N 26	Green Bay Packers (W)	13	17	N 29	Miami Dolphins (W)	3	34	N 30	Green Bay Packers (GB)	7	28
D 3	San Francisco 49ers (SF)	28	14	D 5	Denver Broncos (DN)	3	6	D 7	Detroit Lions (S)	25	21
D 10	Minnesota Vikings (W)	10	10	D 12	Green Bay Packers (GB)	10	31	D 14	St. Louis Cardinals (S)	20	34
D 17	Atlanta Falcons (A)	23	14	D 19	Minnesota Vikings (S)	10	27	D 21	New Orleans Saints (NO)	42	17
		239	218			185	276			191	379

1976 SEASON .500

Won 7 Lost 7

Jack Pardee — Coach	Bears	Opp.
S 12 Detroit Lions (S)	10	3
S 19 San Francisco 49ers (SF)	19	12
S 26 Atlanta Falcons (S)	0	10
O 3 Washington Redskins (S)	33	7
O 10 Minnesota Vikings (M)	19	20
O 17 Los Angeles Rams (LA)	12	20
O 24 Dallas Cowboys (DA)	21	31
O 31 Minnesota Vikings (S)	14	13
N 7 Oakland Raiders (S)	27	28
N 14 Green Bay Packers (S)	24	13
N 21 Detroit Lions (P)	10	14
N 28 Green Bay Packers (GB)	16	10
D 5 Seattle Seahawks (SE)	34	7
D 12 Denver Broncos (S)	14	28
	253	216

1979 SEASON .625

Won 10 Lost 6

Neill Armstrong — Coach	Bears	Opp.
S 2 Green Bay Packers (S)	6	3
S 9 Minnesota Vikings (S)	26	7
S 16 Dallas Cowboys (DA)	20	24
S 23 Miami Dolphins (MI)	16	31
S 30 Tampa Bay Buccaneers (S)	13	17
O 7 Buffalo Bills (BF)	7	0
O 14 New England Patriots (S)	7	27
O 21 Minnesota Vikings (M)	27	30
O 28 San Francisco 49ers (SF)	28	27
N 4 Detroit Lions (S)	35	7
N 11 Los Angeles Rams (S)	27	23
N 18 New York Jets (S)	23	13
N 22 Detroit Lions (P)	0	20
D 2 Tampa Bay Buccaneers (TB)	14	0
D 9 Green Bay Packers (GB)	15	14
D 16 St. Louis Cardinals (S)	42	6
	306	249

1983 SEASON .500

Won 8 Lost 8

Mike Ditka — Head Coach	Bears	Opp.
S 4 Atlanta Falcons (S)	17	20
S 11 Tampa Bay Buccaneers (S)	17	10
S 18 New Orleans Saints (NO)	31	34
S 25 Baltimore Colts (BL)	19	22
O 2 Denver Broncos (S)	31	14
O 9 Minnesota Vikings (M)	14	23
O 16 Detroit Lions (P)	17	31
O 23 Philadelphia Eagles (PH)	7	6
O 30 Detroit Lions (S)	17	38
N 6 Los Angeles Rams (AN)	14	21
N 13 Philadelphia Eagles (S)	17	14
N 20 Tampa Bay Buccaneers (TB)	27	0
N 27 San Francisco 49ers (S)	13	3
O 4 Green Bay Packers (GB)	28	31
O 11 Minnesota Vikings (M)	19	13
D 18 Green Bay Packers (S)	23	21
	311	301

1977 SEASON .643

Won 9 Lost 5

Jack Pardee — Coach	Bears	Opp.
S 18 Detroit Lions (S)	30	20
S 25 St. Louis Cardinals (SL)	13	16
O 2 New Orleans Saints (S)	24	42
O 10 Los Angeles Rams (S)	24	23
O 18 Minnesota Vikings OT (M)	16	22
O 23 Atlanta Falcons (S)	10	16
O 30 Green Bay Packers (GB)	26	0
N 6 Houston Oilers (H)	0	47
N 13 Kansas City Chiefs (S)	28	27
N 20 Minnesota Vikings (S)	19	7
N 24 Detroit Lions (P)	31	14
D 4 Tampa Bay Buccaneers (TB)	10	0
D 11 Green Bay Packers (S)	21	10
D 18 New York Giants OT (NJ)	12	9
	255	253

DIVISIONAL PLAYOFFS

D 26 Dallas Cowboys (DA)	7	37
--------------------------	---	----

1980 SEASON .438

Won 7 Lost 9

Neill Armstrong — Head Coach	Bears	Opp.
S 7 Green Bay Packers (GB)	0	12
S 14 New Orleans Saints (S)	22	3
S 21 Minnesota Vikings (S)	14	34
S 28 Pittsburgh Steelers (P)	3	38
O 6 Tampa Bay Buccaneers (S)	23	0
O 12 Minnesota Vikings (M)	7	13
O 19 Detroit Lions (S)	24	7
O 26 Philadelphia Eagles (PH)	14	17
N 3 Cleveland Browns (CL)	21	27
N 9 Washington Redskins (S)	35	21
N 16 Houston Oilers (S)	6	10
N 23 Atlanta Falcons (A)	17	28
N 27 Detroit Lions (P)	0	23
D 7 Green Bay Packers (S)	61	7
D 14 Cincinnati Bengals (S)	0	14
D 20 Tampa Buccaneers (TB)	14	13
	304	264

1984 SEASON .625

Won 10 Lost 6

Mike Ditka — Head Coach	Bears	Opp.
S 2 Tampa Bay Buccaneers (S)	34	14
S 9 Denver Broncos (S)	27	0
S 16 Green Bay Packers (GB)	9	7
S 23 Seattle Seahawks (SE)	9	38
O 3 Dallas Cowboys (S)	14	23
O 7 New Orleans Saints (S)	20	7
O 14 St. Louis Cardinals (SL)	21	38
O 21 Tampa Bay Buccaneers (TB)	44	9
O 28 Minnesota Vikings (S)	16	7
N 4 Los Angeles Raiders (S)	17	6
N 11 Los Angeles Rams (AN)	13	29
N 18 Detroit Lions (S)	16	14
N 25 Minnesota Vikings (M)	34	3
D 3 San Diego Chargers (SD)	7	20
D 9 Green Bay Packers (S)	14	20
D 16 Detroit Lions (P)	30	13

DIVISIONAL PLAYOFF

D 30 Washington Redskins (W)	23	19
------------------------------	----	----

NFC CHAMPIONSHIP

J 6 San Francisco 49ers (SF)	0	23
------------------------------	---	----

1978 SEASON .438

Won 7 Lost 9

Neill Armstrong — Coach	Bears	Opp.
S 3 St. Louis Cardinals (S)	17	10
S 10 San Francisco 49ers (SF)	16	13
S 17 Detroit Lions (P)	19	0
S 25 Minnesota Vikings (S)	20	24
O 1 Oakland Raiders (S)	0	19
O 8 Green Bay Packers (GB)	14	24
O 16 Denver Broncos (DN)	7	16
O 22 Tampa Bay Buccaneers (TB)	19	33
O 29 Detroit Lions (S)	17	21
N 5 Seattle Seahawks (S)	29	31
N 12 Minnesota Vikings (M)	14	17
N 19 Atlanta Falcons (S)	13	7
N 26 Tampa Bay Buccaneers (S)	14	3
D 4 San Diego Chargers (SD)	7	40
D 10 Green Bay Packers (S)	14	0
D 16 Washington Redskins (WA)	14	10
	253	274

1981 SEASON .375

Won 6 Lost 10

Neill Armstrong — Head Coach	Bears	Opp.
S 6 Green Bay Packers (S)	9	16
S 13 San Francisco 49ers (SF)	17	28
S 20 Tampa Bay Buccaneers (S)	28	17
S 28 Los Angeles Rams (S)	7	24
O 4 Minnesota Vikings (M)	21	24
O 11 Washington Redskins (S)	7	24
O 19 Detroit Lions (P)	17	48
O 25 San Diego Chargers (S)	0	20
N 1 Tampa Bay Buccaneers (TB)	10	20
N 8 Kansas City Chiefs (KC)	0	16
N 15 Green Bay Packers (GB)	17	21
N 22 Detroit Lions (S)	7	23
N 26 Dallas Cowboys (DA)	9	10
D 6 Minnesota Vikings (S)	10	9
D 13 Oakland Raiders (O)	23	6
D 20 Denver Broncos (S)	35	24
	253	324

1982 SEASON .333

Won 3 Lost 6

Mike Ditka — Head Coach	Bears	Opp.
S 12 Detroit Lions (P)	10	17
S 19 New Orleans Saints (S)	0	10
N 21 Detroit Lions (S)	0	17
N 28 Minnesota Vikings (M)	7	35
D 5 New England Patriots (S)	26	13
D 12 Seattle Seahawks (SE)	14	20
D 19 St. Louis Cardinals (S)	7	10
D 26 Los Angeles Rams (LA)	34	26
J 2 Tampa Bay Buccaneers (TB)	0	23
	141	174

1985 SEASON .938

Won 15 Lost 1

Mike Ditka — Head Coach	Bears	Opp.
S 8 Tampa Bay Buccaneers (S)	38	28
S 15 New England Patriots (S)	20	7
S 19 Minnesota Vikings (M)	33	24
S 29 Washington Redskins (S)	45	10
O 6 Tampa Bay Buccaneers (TB)	27	19
O 13 San Francisco 49ers (SF)	26	10
O 21 Green Bay Packers (S)	23	7
O 27 Minnesota Vikings (S)	27	9
N 3 Green Bay Packers (GB)	16	10
N 10 Detroit Lions (S)	24	3
N 17 Dallas Cowboys (DA)	44	0
N 24 Atlanta Falcons (S)	36	0
D 2 Miami Dolphins (MI)	24	38
D 8 Indianapolis Colts (S)	17	10
D 14 New York Jets (NJ)	19	6
D 22 Detroit Lions (P)	37	17

DIVISIONAL PLAYOFF

J 5 New York Giants (S)	21	0
-------------------------	----	---

NFC CHAMPIONSHIP

J 12 San Francisco 49ers (S)	24	0
------------------------------	----	---

SUPER BOWL

J 26 New England Patriots (NO)	46	10
--------------------------------	----	----

Bear Overtime Game History

Overall: Won 4, Lost 7

Home 1-2; Road 3-5

At Metropolitan Stadium 10/16/77

Chicago 0 6 10 0 0—16
Minnesota . . 10 3 0 3 6—22

With 1st and 10 at the Bear 11 on their first possession, and the Vikings lined up in FG formation, Paul Krause pitched a TD pass to TE Stu Voight just 2:36 into overtime.

After winning the OT coin toss and receiving, Chicago was forced to punt after 3 downs—the key play a 2nd and 3 sack on Bob Avellini by Viking Alan Page.

Minnesota's TD drive covered 80 yards on 10 plays with QB Fran Tarkenton 3 of 4 for 46 on the march. The Vikings tied the game with 12:24 left in regulation on Fred Cox' 21-yard FG.

Chicago's 41-yard potential winning FG by Bob Thomas with 1:55 left was blocked by Page and Matt Blair.

At Giants Stadium 12/18/77

Chicago 3 0 0 6 3—12
New York . . . 3 0 0 6 0—9

Bob Thomas' 28-yard FG with just 9 seconds left in the OT period kicked the Bears into their first playoff since 1963.

On a field made treacherous by a mid-morning ice storm and sleeting throughout the game, Doug Plank ended the first possession of the OT with an interception. The Bears then forced 3 NY punts taking possession with 1:22 remaining. Bob Avellini passes to Greg Latta (18) and Walter Payton (14) set up Thomas' game-winner.

Chicago had missed 36- and 27-yard FG opportunities after 2 of their first three OT drives.

Joe Danelo's 27-yard FG with 41 seconds to go in regulation capped a 14-play, 72-yard drive that knotted the game at 9-9. The Bears had taken a 9-6 lead midway through the 4th quarter on FB Robin Earl's 4-yard run.

At Soldier Field 10/1/78

Oakland 3 3 3 10 6—25
Chicago 0 9 0 10 0—19

Arthur Whittington's 2-yard run, 3 plays after Neal Colzie returned an interception of a Bob Avellini pass to the Bear 3, ended Chicago's upset plans 5:19 into OT.

Led by Ken Stabler on a 55-yard 2-minute drill, the Raiders had tied the game at 19 with 5 seconds to play on Errol Mann's 29-yard FG. The teams

traded punts after Chicago won the OT coin toss with Colzie's theft ending the second Bear possession.

Bob Thomas' 24-yard FG with 2:36 in regulation after Lenny Walterscheid's 81-yard kickoff return had given the Bears a 19-16 lead.

At Lambeau Field 9/7/80

Chicago 3 0 3 0 0—6
Green Bay . . . 0 6 0 0 6—12

Packer kicker Chester Marcol ran 25 yards with a rebound of his game-winning FG attempt, which Alan Page blocked, for the TD to upset the Bears on opening day.

After winning the OT toss and taking the ball, the Bears were flagged with four penalties before punting. On the first GB OT play, Lynn Dickey hit James Lofton with a 32-yard strike to the Bear 18.

Marcol came in on a 4th and 3 situation at the Bear 17.

At the Silverdome 11/27/80

Chicago 0 3 0 14 6—23
Detroit 3 7 7 0 0—17

Dave Williams ended the NFL's shortest OT game returning the opening kickoff 95 yards in 21 seconds crowning a Bear rally from a 17-3 hole.

Chicago scored 10 of its points with no time on the scoreboard clocks: Bob Thomas' 24-yard FG to end the 1st half and Vince Evans' 4-yard run and the PAT to knot the game on the final play of the 4th quarter.

The Bears' 2 4th quarter TDs capped 86- and 94-yard drives—the last one taking 3:37.

At Soldier Field 12/14/80

Cincinnati . . 7 7 0 0 3—17
Chicago 0 7 0 7 0—14

Cincinnati marched 62 yards in 8 plays to Jim Breech's 28-yard FG after receiving the OT kickoff.

Down 14-0 early in the 2nd quarter, the Bears scored on Alan Page's endzone fumble recovery and Roland Harper's 1-yard run (midway through the 4th quarter).

Chicago's 2-minute drill produced a 58-yard drive that got to the Cincy 18 where the Bengals' Lewis Breeden ended it with his 3rd interception of the game with 9 seconds remaining in regulation.

At Soldier Field 10/25/81

San Diego . . . 0 3 0 14 0 — 17

Chicago 7 3 0 7 3 — 20

John Roveto's 26-yard field goal 9:30 into overtime knocked off the highly favored San Diego Chargers 20-17 at Soldier Field. The Bears owned a 48:50-20:40 possession time advantage in their first Soldier Field overtime victory and out-gained the Chargers 414-356. Interceptions by CB Reuben Henderson and SS Gary Fencik ended San Diego's two OT possessions. WR Brian Baschnagel (5 for 80) played the game with a broken arm.

At Arrowhead Stadium 11/8/81

Chicago 7 3 0 3 3 — 16

Kansas City . . 3 3 0 7 0 — 13

John Roveto's 22-yard FG 13:07 into sudden death overtime gave Chicago a 16-13 victory in the wind and rain at Kansas City. The winners ground out 201 rushing yards against the number one rushing defense in the AFC. Walter Payton (70), Willie McClendon (63), and Matt Suhey (58) combined for 191 of the yards. But the day belonged to the Bear defense limiting the Chiefs to 249 yards, and recovering five KC fumbles to go with Terry Schmidt's interception. DE Al Harris had 11 tackles, MLB Mike Singletary had 10, and LB Brian Cabral made 9 solos in his first start.

At Tampa Stadium 1/2/83

Chicago 3 17 3 0 0 — 23

Tampa Bay . . . 0 6 7 10 3 — 26

A 33-yard FG by Tampa Bay Buccaneers kicker Bill Capece defeated the Chicago Bears 26-23 in overtime at Tampa Stadium. With :26 seconds remaining in regulation, Capece connected on a 40-yard FG to tie the game and send it into overtime. The Bears never trailed in the contest until the end. Otis Wilson's 39-yard pass interception return and a 19-yard Jim McMahon to Brian Baschnagel scoring pass ac-

counted for Chicago's two TD's. K Bob Thomas added three FGs of his own to complete the Bears scoring.

At Superdome 9/18/83

Chicago 7 3 7 14 0 — 31

New Orleans . 7 3 14 7 3 — 34

In a game that was tied four times, the New Orleans Saints beat the Bears 34-31 in overtime. Rookie WR Willie Gault scored his first NFL touchdown on an eight-yard pass from QB Jim McMahon who scrambled to his right and threw to his left. With 493 net yards (189 rushing; 304 passing) to 332 for the Saints (84 rushing, 248 passing), the Bears dominated everything but the scoreboard. Walter Payton carried 28 times for 161 yards including a 49-yard touchdown, completed two out of two passes for 77 yards and two touchdowns to Gault, and caught two passes for 27 yards. Vince Evans relieved McMahon late in the third quarter and finished the game. Terry Schmidt intercepted two Ken Stabler passes and CB Leslie Frazier intercepted another. DE Mike Hartenstine had two sacks for 19 yards, DT Dan Hampton had 1-7, DE Al Harris 1-9, LB Otis Wilson 1-10, and LB Brian Cabral 1-10. DT Jim Osborne, CB Mike Richardson, and S Todd Bell recovered fumbles.

At Memorial Stadium 9/25/83

Chicago 0 3 3 13 0 — 19

Baltimore . . . 0 13 0 6 3 — 22

For the second straight game, the Bears came from behind, on the road, and lost on a field goal in overtime 22-19 to the Baltimore Colts. Bob Thomas kicked 45- and 21-yard field goals. Jim McMahon (8-20-89-0-0) was relieved in the 2nd and 3rd quarters. Vince Evans (8-16-153-1-2) threw a 57-yard touchdown pass to Willie Gault and scored on an eight-yard run. Starting cornerbacks Terry Schmidt and Leslie Frazier each had an interception. Dan Hampton had one sack for six yards, Dan Rains forced one fumble, and Al Harris recovered it.

"BEAR DOWN CHICAGO BEARS"

The lyrics to "Bear Down Chicago Bears", the Club's fight song since 1941 are:

"Bear Down, Chicago Bears, Make every play clear the way to victory: Bear Down, Chicago Bears, Put up a fight with a might so fearlessly. We'll never forget the way you thrilled the nation with your T-formation. Bear Down, Chicago Bears, and let them know why you're wearing the crown. You're the pride and joy of Illinois, Chicago Bears, Bear Down."

PLAYOFF HISTORY

1984 DIVISIONAL PLAYOFF GAME BEARS 23 REDSKINS 19

At RFK Stadium, Washington, D.C., 12/30/84; Tix. Dis. 55,431; Att. 55,431

BEARS 0 10 13 0 — 23
REDSKINS 3 0 14 2 — 19
REDSKINS—Mark Moseley 25-yd FG; 7:03 elapsed, 13 plays, 56 yards. **BEARS**—Bob Thomas 34-yard FG; 3:31 elapsed, 6 plays, 46 yards. **BEARS**—Pat Dunsmore 19-yd pass from Walter Payton (Thomas kick); 13:00 elapsed, 6 plays, 65 yards. **BEARS**—Willie Gault 75-yd pass from Steve Fuller (kick failed); :26 elapsed, 2 plays, 80 yards. **REDSKINS**—John Riggins 1-yd run (Moseley kick); 5:25 elapsed, 10 plays, 74 yards. **BEARS**—Dennis McKinnon 16-yd pass from Fuller (Thomas kick); 10:55 elapsed, 9 plays, 77 yards. **REDSKINS**—John Riggins 1-yd run (Moseley kick); 14:55 elapsed, 5 plays, 36 yards. **REDSKINS**—Finzer takes safety; 6:52 elapsed.

TEAM STATISTICS

	REDSKINS	BEARS
First Downs	22	13
Total Net Yards	336	310
Rushes/Net Yards	27/93	35/114
Net Passing	243	196
Pass Attempts/Completions	42/22	17/10
Had Intercepted	1	0
Punts/Average	5/36.8	5/39.4
Return Yardage	29	17
Penalties/Yards	7/55	6/34
Fumbles/Lost	3/2	2/1
Sacks/Yards	5/34	7/49
Possession Time	29:36	30:24

RUSHING

BEARS—Payton 24-104; Suhey 7-7; Fuller 2-5; Thomas 1-5; Finzer 1—7.

REDSKINS—Riggins 21-50; Theismann 5-38; Washington 1-5.

RECEIVING

BEARS—McKinnon 4-72; Gault 1-75; Suhey 1-33; Dunsmore 1-19; C. Thomas 1-13; Payton 1-12; Moorehead 1-6.

REDSKINS—Monk 10-122; Muhammad 5-62; Didier 4-85; Washington 2-12; Warren 1-11.

PASSING

BEARS—Fuller 9-15-211, 2 TD; Payton 1-2-19, 1 TD.

REDSKINS—Theismann 22-42-292, 1 int.

INTERCEPTIONS

BEARS—Richardson 1-0.

REDSKINS—None.

SACKS

BEARS—Dent 3-23; Hampton 2-15; McMichael 1-6; Waechter 1-5.

REDSKINS—Milot 3½-20; Manley 1-6; Grant ½-8.

1984 NFC CHAMPIONSHIP GAME BEARS 0 49ERS 23

At Candlestick Park, San Francisco, 1/6/85; Tix. Dis. 61,336; Att. 61,040

BEARS 0 0 0 0 — 0
49ERS 3 3 7 10 — 23
49ERS—Ray Wersching 21-yd FG; 4:28 elapsed, 10 plays, 73 yards. **49ERS**—Ray Wersching 22-yard FG; 5:17 elapsed, 13 plays, 65 yards. **49ERS**—Wendell Tyler 10-yard run (Wersching kick); 2:09 elapsed, 5 plays, 35 yards. **49ERS**—Fred Solomon 10-yard pass from Joe Montana (Wersching kick); 4:46 elapsed, 8 plays, 86 yards. **49ERS**—Ray Wersching 34-yard FG; 3:42 elapsed, 8 plays, 36 yards.

TEAM STATISTICS

	49ERS	BEARS
First Downs	25	13
Total Net Yards	387	186
Rushes/Net Yards	29/159	32/149
Net Passing	228	37
Pass Attempts/Completions	35/19	22/13
Had Intercepted	2	1
Punts/Average	3/39.0	7/43.1
Return Yardage	84	84
Penalties/Yards	3/20	7/50
Fumbles/Lost	1/0	1/0
Sacks/Yards	9/50	3/8
Possession Time	28:07	31:53

RUSHING

BEARS—Payton 22-92; Fuller 6-39; Suhey 3-16; C. Thomas 1-2.

49ERS—Tyler 10-68; Craig 8-44; Montana 5-22; Harmon 3-18; Ring 2-5; Cavanaugh 1-2.

RECEIVING

BEARS—Suhey 4-11; McKinnon 3-48; Payton 3-11; Moorehead 2-14; Dunsmore 1-3.

49ERS—Solomon 7-73; D. Clark 4-83; Wilson 2-25; Tyler 2-22; Francis 2-20; Nehemiah 1-10; Harmon 1-3.

PASSING

BEARS—Fuller 13-22-87, 1 int.

49ERS—Montana 18-34-233, 1 TD, 2 int.; Cavanaugh 1-1-3.

INTERCEPTIONS

BEARS—Fencik 2-5.

49ERS—Hicks 1-0.

SACKS

BEARS—Wilson 1-2; Keys 1-0; McMichael ½-3; Hampton ½-3.

49ERS—Carter 2-8; Johnson 2-19; Board 1-8; Dean 1-4; Pillers ½-0; Williamson ½-0; Team 1-9.

1979 WILDCARD PLAYOFF

BEARS 17 EAGLES 27

At Veterans Stadium, Philadelphia, 12/23/79; Tix Dis. 70,756; Att. 69,397

BEARS 7 10 0 0 —17
EAGLES 7 3 7 10 —27
EAGLES — Harold Carmichael 17 pass from Ron Jaworski (Tony Franklin kick); 4:03 elapsed, 5 plays/26 yards. BEARS — Walter Payton 2 run (Bob Thomas kick); 14:16 elapsed, 11 plays 82 yards. EAGLES — Franklin 29 FG; 5:23 elapsed, 12 plays/59 yards. BEARS — Payton 1 run (Thomas kick); 12:56 elapsed, 5 plays/47 yards. BEARS — Thomas 30 FG; 14:09 elapsed, 4 plays/3 yards. EAGLES — Carmichael 29 pass from Jaworski (Franklin kick); 8:08 elapsed, 6 plays/67 yards. EAGLES — Billy Campfield 63 pass from Jaworski (Franklin kick); 2:36 elapsed, 6 plays/80 yards. EAGLES — Franklin 34 FG; 9:20 elapsed, 6 plays/15 yards.

Ahead 17-10 at halftime, the Bears let a pair of 3rd quarter TD opportunities slip away and with them the chance to stay in the Super Bowl tournament.

On Chicago's 1st 2nd half play, Walter Payton swept down the sidelines for an apparent 84-yard gain but the play was called back on an illegal motion call. Later in the quarter with the ball on the Eagle 9, Bobby Howard intercepted a Mike Phipps' pass in the end zone.

TEAM STATISTICS

	EAGLES	BEARS
First Downs	18	15
Total Net Yards	315	241
Rushes/Net Yards	37-139	29-99
Net Passing	176	142
Pass Attempts/Completions	23-12	30-13
Had Intercepted	1	2
Punts/Average	4-40.5	6-39.8
Return Yardage	132	149
Penalties/Yards	4-46	4-35
Possession Time	31:23	28:37

RUSHING

BEARS — Dave Williams 10-23; Payton 16-67; Willie McClendon 2-6; Mike Phipps 1-3.
EAGLES — Montgomery 26-87; Leroy Harris 8-33; Jaworski 3-19.

PASSING

BEARS — Phipps 13 of 30 for 142, 0 TD, 2 int.
EAGLES — Jaworski 12 of 23 for 204, 3 TD, 1 int.

RECEIVING

BEARS — Williams 2-4; Brian Baschnagel 3-38;

Payton 3-52; Greg Latta 2-6; Rickey Watts 3-42.

EAGLES — Carmichael 6-111; Campfield 2-70; Charles Smith 1-8; Harris 1-15; Montgomery 2-0.

INTERCEPTIONS

BEARS — Allan Ellis 1-25.
EAGLES — Bobby Howard 1-0; Herman Edwards 1-5.

SACKS

BEARS — Dan Hampton 2-18; Mike Hartenstine 1-10.
EAGLES — John Bunting ½-0; Charlie Johnson ½-0.

1977 DIVISIONAL PLAYOFF BEARS 7 COWBOYS 37

At Texas Stadium, Dallas, 12/26/77; Att. 64,758

CHICAGO 0 0 0 7 —7
DALLAS 7 10 17 3 —37
COWBOYS — Doug Dennison, 2 run (Efren Herrera kick). COWBOYS — Billy Joe DuPree, 28 pass from Roger Staubach (Herrera Kick). COWBOYS — Herrera, 21 FG. COWBOYS — Tony Dorsett, 23 run (Herrera kick). COWBOYS — Herrera, 31 FG. COWBOYS — Dorsett, 7 run (Herrera kick). COWBOYS — Herrera, 27 FG. BEARS — Steve Schubert, 34 pass from Bob Avellini (Bob Thomas kick).

Marching toward an eventual championship, Dallas coaxed 7 turnovers from the Bears. (one less than they got from Denver in the Super Bowl) to set up 20 Cowboy points.

Bob Avellini's 34-yard strike to Steve Schubert with 7:05 to play averted a Bear shutout.

At halftime, Dallas owned 279-93 and 16-4 advantages in yardage and first downs.

TEAM STATISTICS

	COWBOYS	BEARS
First Downs	20	15
Total Net Yards	365	224
Rushes/Net Yards	48-233	27-81
Net Passing	132	143
Pass Attempts/Completions	14-8	25-15
Had Intercepted	1	4
Punts/Average	3-37.0	6-43.4
Return Yardage	158	177
Penalties/Yards	3-35	4-43
Fumbles/Lost	2-2	3-3
Possession Time	33:21	26:39

RUSHING

BEARS — Walter Payton 19-60; Roland Harper 5-11; Robin Earl 2-6; Bob Avellini 1-4.

COWBOYS — Tony Dorsett 17-85; Robert Newhouse 16-80; Doug Dennison 8-40; Roger Staubach 4-25; Larry Brinson 3-3.

PASSING

BEARS — Avellini 15 of 25 for 177, 1 TD, 4 int.

COWBOYS — Staubach 8 of 13 for 134, 1 TD, 1 int.; Danny White 0 of 1 for 0, 0 TD, 1 int.

RECEIVING

BEARS — Steve Schubert 5-69; Payton 3-33; James Scott 3-29; Greg Latta 2-25; Earl 1-15; Harper 1-6.

COWBOYS — Drew Pearson 2-38; Dorsett 2-37; DuPree 1-28; Newhouse 1-13; Golden Richards 1-12; Brinson 1-6.

INTERCEPTIONS

BEARS — Virgil Livers 1-8.

COWBOYS — Charlie Waters 3-53; DD Lewis 1-23.

SACKS

BEARS — Jerry Meyers 1-2; Doug Buffone 1-0.

COWBOYS — Thomas Henderson 1-13; Ed Jones 1-11; Harvey Martin 1-10.

1963 NFL CHAMPIONSHIP

BEARS 14

GIANTS 10

At Wrigley Field, Chicago, 12/29/63; Att. 45,801

CHICAGO 7 0 7 0 —14
GIANTS 7 3 0 0 —10

GIANTS — Frank Gifford, 14 pass from Y. A. Tittle (Don Chandler kick). **BEARS** — Bill Wade, 2 run (Bob Jencks kick). **GIANTS** — Chandler, 13 FG. **BEARS** — Wade, 1 run (Jencks kick).

The temperature was 11 but the Bear defense was hot intercepting 5 passes, 2 setting up TDs. QB Y. A. Tittle played the second half with a strained knee incurred on a tackle by Bear LB Larry Morris.

The Bears scored their 1st TD after a Morris interception return to New York's 5. The 2nd TD followed an interception of another screen pass, this by DE Ed O'Bradovich, who returned the ball to the Giant 14.

TEAM STATISTICS

	Giants	Bears
First Downs	17	14
Total Net Yards	268	222
Rushes/Net Yards	38-128	31-93
Net Passing	140	129
Pass Attempts/Completions	30-11	28-10

RUSHING

BEARS — Ron Bull 13-42; Bill Wade 8-34; Willie Galimore 7-12; Joe Marconi 3-5.

GIANTS — Joe Morrison 18-61; Phil King 9-39; Hugh McElhenny 7-19; Alex Webster 3-7; Tittle 1-2.

PASSING

BEARS — Wade 10 of 28 for 138, 0 TD, 0 int.

GIANTS — Tittle 11 of 29 for 147, 1 TD, 5 int.; Glynn Griffing 0 of 1 for 0, 0 TD, 0 int.

RECEIVING

BEARS — Marconi 3-64; Mike Ditka 3-38; Johnny Morris 2-19; Angelo Coia 1-22; Bull 1-5.

GIANTS — Frank Gifford 3-45; Morrison 3-18; Aaron Thomas 2-46; McElhenny 2-20; Webster 1-18.

INTERCEPTIONS

BEARS — Larry Morris 1-61; Ed O'Bradovich 1-10; Bennie McCrae 1-0; Richie Petitbon 1-0; Dave Whitsell 1-0.

GIANTS — None

1956 NFL CHAMPIONSHIP

BEARS 7

GIANTS 47

At Yankee Stadium, New York, 12/30/56;

Att. 56,836

CHICAGO 0 7 0 0 —7
GIANTS 13 21 6 7 —47

GIANTS — Mel Triplett, 17 run (Ben Agajanian kick). **GIANTS** — Agajanian, 17 FG. **GIANTS** — Agajanian, 43 FG. **GIANTS** — Alex Webster, 3 run (Agajanian kick). **BEARS** — Rick Casares, 9 run (George Blanda kick). **GIANTS** — Webster, 1 run (Agajanian kick). **GIANTS** — Henry Moore, fell on ball in end zone after Ray Beck blocked Ed Brown's punt (Agajanian kick). **GIANTS** — Kyle Rote, 9 pass from Charlie Conerly (kick failed). **GIANTS** — Frank Gifford, 14 pass from Conerly (Agajanian kick).

Gene Filipksi returned George Blanda's opening kickoff 53 yards to signal the rout.

It was 13-0 at the end of the 1st quarter, when Charlie Conerly replaced Don Heinrich at quarterback for New York. Conerly completed 7 of 10 passes for 195 yards. Frank Gifford caught 4 for 131 and Alex Webster 5 for 76.

The Giants held Chicago to 67 rushing yards and outgained the Bears 348-280.

1950 CONFERENCE CHAMPIONSHIP

BEARS 14

RAMS 24

At Los Angeles Coliseum, 12/17/50; Att. 83,501

CHICAGO 0 7 0 7 —14
RAMS 3 14 7 0 —24

RAMS — Bob Waterfield, 43 FG. **BEARS** — Al Campana, 23 run (Johnny Lujack kick). **RAMS** — Tom Fears, 43 pass from Waterfield (Waterfield kick). **RAMS** — Fears, 68 pass from Waterfield (Waterfield kick). **RAMS** — Fears, 27 pass from Waterfield (Waterfield kick). **BEARS** — Fred Morrison, 4 run (Lujack kick).

Rams' quarterback Bob Waterfield, unable to practice all week because of flu, came off the bench late in the 1st quarter to throw 3 TD passes to Tom Fears on an 84-degree afternoon.

Waterfield completed 14 of 21 passes for 280 yards and Fears caught 7 for 198.

The Bears led the Rams 229-74 in rushing and 422-371 in total yardage.

1946 NFL CHAMPIONSHIP

BEARS 24 GIANTS 14

At Polo Grounds, New York, 12/15/46; 58,346

CHICAGO 14 0 0 10 — 24

GIANTS 7 0 7 0 — 14

BEARS — Ken Kavanaugh, 21 pass from Sid Luckman (Frank Maznicki kick). BEARS — Dante Magnani, 19 interception return (Maznicki kick). GIANTS — Frank Liebel, 38 pass from Frank Filchock (Ken Strong kick). GIANTS — Steve Filipowicz, 5 pass from Filchock (Strong kick). BEARS — Luckman, 19 run (Maznicki kick). BEARS — Maznicki, 26 FG.

With the score tied 14-14, the Bears won it on Sid Luckman's bootleg early in the fourth quarter. Scoring his only touchdown of 1946, Luckman shook off a tackler at the 10 and got blocks from C Buildog Turner and G Ray Bray.

1943 NFL CHAMPIONSHIP

BEARS 41 REDSKINS 21

At Wrigley Field, Chicago, 12/26/43; Att. 34,320

CHICAGO 0 14 13 14 — 41

REDSKINS 0 7 7 7 — 21

REDSKINS — Andy Farkas, 1 run (Bob Masterson kick). BEARS — Bronko Nagurski, 3 run (Bob Snyder kick). BEARS — Harry Clark, 31 pass from Sid Luckman (Snyder kick). BEARS — Dante Magnani, 36 pass from Luckman (Snyder kick). BEARS — Magnani, 66 pass from Luckman (kick failed). REDSKINS — Farkas, 17 pass from Sammy Baugh (Masterson kick). BEARS — Jim Benton, 26 pass from Luckman (Snyder kick). BEARS — Clark, 16 pass from Luckman (Snyder kick). REDSKINS — Joe Aguirre, 25 pass from Baugh (Aguirre kick).

Idle for 29 days after clinching the NFL West, the Bears went 67 and 55 yards for touchdowns after the Washington score to take a 14-7 lead.

1942 NFL CHAMPIONSHIP

BEARS 6 REDSKINS 14

At Griffith Stadium, Washington, 12/13/42;

Att. 36,006

CHICAGO 0 6 0 0 — 6

REDSKINS 0 7 7 0 — 14

BEARS — Lee Artoe, 50 fumble return (kick failed). REDSKINS — Wilbur Moore, 38 pass from Sammy Baugh (Bob Masterson kick). REDSKINS — Andy Farkas, 1 run (Masterson kick).

Chicago took a 6-0 lead when Lee Artoe, a 230-pound tackle, ran 50 yards for a TD with a George Wilson forced fumble by Dick Todd. The Redskins countered with a 42-yard game-winning march.

Sammy Baugh made one of the game's biggest defensive plays when he stopped a Bear drive with an end zone interception. The Bears marched to the Redskins' 27- and 28-yard lines in the 1st period but came up empty—a missed FG and fumble. Chicago went 79 yards to Washington's 1 in the 4th. HB Hugh Gallerneau scored on the next play, but the Bears were penalized for motion.

1941 NFL CHAMPIONSHIP

BEARS 37 GIANTS 9

At Wrigley Field, Chicago, 12/21/41; Att. 13,341.

CHICAGO 3 6 14 14 — 37

GIANTS 6 0 0 3 — 9

BEARS — Bob Snyder, 14 FG. GIANTS — George Franck, 31 pass from Tuffy Leemans (kick failed). BEARS — Snyder, 39 FG. BEARS — Snyder, 37 FG. GIANTS — Ward Cuff, 16 FG. BEARS — Norm Standlee, 7 run (Joe Maniaci kick). BEARS — George McAfee, 5 run (Lee Artoe kick). BEARS — Ken Kavanaugh, 42 fumble return (Ray McLean kick).

Chicago ran 53 offensive plays (compared to 10 for NY) but only had a 3-point halftime lead.

The Bears 3 TD drives covered 71, 66, and 54 yards. Chicago had a 389-157 yardage advantage, held the Giants to 8 first downs and made the only 3 interceptions of the day.

1941 CONFERENCE CHAMPIONSHIP

BEARS 33 PACKERS 14

At Wrigley Field, Chicago, 12/14/41; Att. 43,425

CHICAGO 6 24 0 3 — 33

PACKERS 7 0 7 0 — 14

PACKERS — Clarke Hinkle, 1 run (Don Hutson kick). BEARS — Hugh Gallerneau, 81 punt return (kick blocked). BEARS — Bob Snyder, 24 FG. BEARS — Norm Standlee, 3 run (Joe Stydahar kick). BEARS — Standlee, 2 run (Stydahar kick). BEARS — Bob Swisher, 9 run (Stydahar kick). PACKERS — Hal Van Every, 10 pass from Cecil Isbell (Hutson kick). BEARS — Snyder, 26 FG.

A brilliant sun couldn't melt the snow that framed the playing area on a 16-degree day at Wrigley Field, where Hugh Gallerneau's 81-yard punt return for a

TD signaled 30 unanswered points for Chicago. Gallarneau had fumbled the opening kickoff, setting up a 5-play, 18-yard drive that put the Packers ahead 7-0.

The playoff was the 1st conducted with rules allowing for sudden death overtime.

1940 NFL CHAMPIONSHIP

BEARS 73 REDSKINS 0

At Griffith Stadium, 12/8/40; 36,034

CHICAGO21 7 26 19 — 73

REDSKINS0 0 0 0 — 0

BEARS — Bill Osmanski, 68 run (Jack Manders kick). BEARS — Sid Luckman, 1 run (Bob Snyder kick). BEARS — Joe Maniaci, 42 run (Phil Martinovich kick). BEARS — Ken Kavanaugh, 30 pass from Luckman (Snyder kick). BEARS — Hampton Pool, 15 interception return (Dick Plasman kick). BEARS — Ray Nolting, 23 run (kick failed). BEARS — George McAfee, 34 interception return (Joe Stydahar kick). BEARS — Bulldog Turner, 24 interception return (kick failed). BEARS — Harry Clark, 44 run (kick failed). BEARS — Gary Famiglietti, 2 run (Maniaci pass from Saul Sherman). BEARS — Clark, 1 run (pass failed).

On the game's 2nd play, Bill Osmanski skirted left end for 68 yards and a touchdown. The rout was on. The Bears scored 3 touchdowns in the first 12:10.

Four QB's directed Bear scoring drives: Sid Luckman, Bernie Masterson, Bob Snyder, and Saul Sherman.

Team Statistics	Redskins	Bears
First Downs	17	17
Total Net Yards	245	501
Rushes/Net Yards	14-22	50-382
Net Passing	223	119
Pass Attempts/Completions	51-20	10-7

RUSHING

BEARS — Osmanski 10-109; Clark 8-73; Nolting 13-68; Maniaci 6-60; McAfee 7-33; Ray McLean 2-22; Famiglietti 4-20; Bob Nowaskey 1-6; Luckman 1-1; Manders 2-1; Sherman 1- -6; Snyder 1- -5.

REDSKINS — Frank Filchock 2-20; Bob Seymour 4-16; Ed Justice 1-1; Jim Johnston 5-0; Leroy Zimmerman 2- -15.

PASSING

BEARS — Luckman 3 of 4 for 88, 1 TD, 0 int. Snyder 3 of 3 for 31, 0 TD, 0 int. Sherman 1 of 2 for 0, 0 TD, 0 int. McAfee 0 of 1, 0 TD, 0 int.

REDSKINS — Sammy Baugh 9 of 16 for 91, 0 TD, 2 int. Filchock 8 of 23 for 101, 0 TD, 4 int. Zimmerman 3 of 12 for 34, 0 TD, 2 int.

RECEIVING

BEARS — Maniaci 3-39; Kavanaugh 2-32; Bob Swisher 1-35; Joe Mihal 1-13.

REDSKINS — Wayne Millner 5-84; Bob Masterson 3-33; Jim Johnston 3-15; Charley Malone 2-58; Bob Hoffman 2-6; Andy Farkas 1-14; Wilbur Moore 1-8; Seymour 1-7; Justice 1-3; Bob McChesney 1- -5.

INTERCEPTIONS

BEARS — Maniaci 2-26; McAfee 1-35; Turner 1-20; Pool 1-15; Nolting 1-10; McLean 1-0; Osmanski 1-0.

REDSKINS — None.

1937 NFL CHAMPIONSHIP

BEARS 21 REDSKINS 28

At Wrigley Field, Chicago, 12/12/37; Att. 15,870

CHICAGO7 7 7 0 — 21

REDSKINS7 0 7 14 — 28

REDSKINS — Cliff Battles, 7 run (Riley Smith kick). BEARS — Jack Manders, 10 run (Manders kick). BEARS — Manders, 37 pass from Bernie Masterson (Manders kick). REDSKINS — Wayne Millner, 55 pass from Sammy Baugh (Smith kick). BEARS — Edgar Manske, 3 pass from Masterson (Manders kick). REDSKINS — Millner, 78 pass from Baugh (Smith kick). REDSKINS — Ed Justice, 35 pass from Baugh (Smith kick).

In 15-degree temperatures and on an icy field, the Redskins scored twice in the last 9 minutes for a come-from-behind win.

Sammy Baugh's 78-yard pass to Wayne Millner came on the 1st play after a Bear punt. The game winning drive covered 80 yards in 11 plays with Baugh hitting Ed Justice for the game winning 35-yard TD.

Washington held a 441-335 yardage edge as the Bears completed only 8 of 31 passes for 207 yards.

1934 NFL CHAMPIONSHIP

BEARS 13 GIANTS 30

At the Polo Grounds, New York, 12/9/34; 35,059

CHICAGO0 10 3 0 — 13

GIANTS3 0 0 27 — 30

GIANTS—Ken Strong, 38 FG. BEARS—Bronko Nagurski, 1 run (Jack Manders kick). BEARS—Manders, 17 FG. BEARS—Manders, 24 FG. GIANTS—Ike Frankian, 28 pass from Ed Danowski (Strong kick). GIANTS—Strong, 42 run (Strong kick). GIANTS—Strong, 11 run (kick failed). GIANTS—Danowski, 9 run (Molenda kick).

In the "sneakers game", the Giants switched from football shoes at halftime to combat a frozen field in the Polo Grounds.

The comeback did not begin until well into the final period when rookie singlewing tailback Ed Danowski threw a 28-yard touchdown pass to Malcolmo (Ike) Frankian to make the score 13-10.

The Giants, who were not penalized in the game, out-gained Chicago 276-165.

1933 NFL CHAMPIONSHIP

BEARS 23

GIANTS 21

At Wrigley Field, Chicago, 12/17/33; Att. 26,000
 CHICAGO 3 3 10 7 —23
 GIANTS 0 7 7 7 —21
 BEARS — Jack Manders, 16 FG. BEARS — Manders, 40 FG. GIANTS — Red Badgro, 29 pass from Harry Newman (Ken Strong kick). BEARS — Manders 28 FG. GIANTS — Max Krause, 1 run (Strong). BEARS — Bill Karr, 8 pass from Bronko Nagurski (Manders kick). GIANTS — Strong, 8 pass from Newman (Strong kick). BEARS — Karr, 19 lateral from Bill Hewitt after 14 pass from Nagurski (Carl Brumbaugh kick).

The Bears winning drive started with 3 minutes left after an 8-yard (Giants') Ken Strong punt. Chicago took over on New York's 46-yard line. Keith Molesworth passed 9 yards to Carl Brumbaugh. Bronko Nagurski, the Bears' leading rusher with 65 yards in 14 carries, gained 4 to the 33. On the next play, Nagurski threw a jump pass to Bill Hewitt.

Hewitt gained 14 yards and lateraled to Bill Karr who covered the remaining 19.

1932 NFL CHAMPIONSHIP BEARS 9 SPARTANS 0

At Chicago Stadium, 12/18/32; Att. 11,198
 CHICAGO 0 0 0 9 —9
 SPARTANS 0 0 0 0 —0
 BEARS — Red Grange 2 pass from Bronko Nagurski (Tiny Engebretsen kick). BEARS — Portsmouth fumble rolled out of the endzone for an automatic safety.

Super Bowls played indoors are common now. But when the Bears met the Portsmouth Spartans (now Detroit Lions) indoors to settle the 1932 NFL championship . . . man bites dog.

Snow and minus 30 temperatures forced the game from Wrigley Field to Chicago Stadium—now home to the Chicago Bulls and Blackhawks—where dirt was hauled in to make an 80-yard field.

That field and its proximity to the concrete stands brought about the use of hashmarks for starting scrimmage rather than from where the ball was downed.

The game's lone TD also caused a rule change. The Spartans protested Bronko Nagurski was less than the prescribed 5 yards from the line of scrimmage when he threw the winning TD pass. The following year, a pass thrown anywhere behind the line was legal.

BEARS ON MONDAY NIGHT

Oct. 5, 1970
 Nov. 29, 1971
 Oct. 23, 1972
 Nov. 12, 1973
 Oct. 21, 1974
 Oct. 27, 1975
 Oct. 10, 1977
 Sept. 25, 1978
 Oct. 16, 1978
 Dec. 4, 1978
 Oct. 6, 1980
 Nov. 3, 1980
 Sept. 28, 1981
 Oct. 19, 1981
 Dec. 3, 1984
 Oct. 21, 1985
 Dec. 2, 1985

at Detroit;
 at Miami;
 at Chicago;
 at Kansas City;
 at Chicago;
 at Chicago;
 at Chicago;
 at Chicago;
 at Denver;
 at San Diego;
 at Chicago;
 at Cleveland;
 at Chicago;
 at Pontiac;
 at San Diego;
 at Chicago;
 at Miami;

Record 5-12
 Home 5-3
 Road 0-9

Lions 28, Bears 14
 Dolphins 34, Bears 3
 Bears 13, Vikings 10
 Chiefs 19, Bears 7
 Bears 10, Packers 9
 Vikings 13, Bears 9
 Bears 24, Rams 23
 Vikings 24, Bears 20
 Broncos 16, Bears 7
 Chargers 40, Bears 7
 Bears 23, Bucs 0
 Browns 27, Bears 21
 Rams 24, Bears 7
 Lions 48, Bears 17
 Chargers 20, Bears 7
 Bears 23, Packers 7
 Dolphins 38, Bears 24

ALL TIME COACHING RECORDS

Years	Coach	Won	Lost	Tied	Pct.	Seasons	Games
1920-67	George Halas	480	202	35	.694	40	717
	Regular Season	320	148	31	.672		499
	Pre-Season	154	51	4	.746		209
	Playoffs	6	3	0	.667		9
1930-32	Ralph Jones	30	11	8	.694	3	49
	Regular Season	24	10	7	.671		41
	Pre-Season	5	1	1	.786		7
	Playoffs	1	0	0	1.000		1
1942-45	Anderson & Johnsos	30	15	2	.660	3	47
	Regular Season	22	11	2	.657		35
	Pre-Season	7	3	0	.700		10
	Playoffs	1	1	0	.500		2
1956-57	John L. Driscoll	23	12	2	.649	2	37
	Regular Season	14	9	1	.604		24
	Pre-Season	9	2	1	.792		12
	Playoffs	0	1	0	.000		1
1968-71	Jim Dooley	31	47	1	.399	4	79
	Regular Season	20	36	0	.357		56
	Pre-Season	11	11	1	.500		23
1972-74	Abe Gibron	16	40	4	.300	3	60
	Regular Season	11	30	1	.274		42
	Pre-Season	5	10	3	.361		18
1975-77	Jack Pardee	30	32	0	.484	3	62
	Regular Season	20	22	0	.476		42
	Pre-Season	10	9	0	.526		19
	Playoffs	0	1	0	.000		1
1978-81	Neill Armstrong	36	45	0	.444	4	81
	Regular Season	30	34	0	.469		64
	Pre-Season	6	10	0	.375		16
	Playoffs	0	1	0	.000		1
1982-85	Mike Ditka	46	32	0	.590	4	78
	Regular Season	36	21	0	.632		57
	Pre-Season	6	10	0	.375		16
	Playoffs	4	1	0	.800		5

Halas' Bear Record

Longest run with opponent's fumble 98 yards (TD) 11/4/23

1986 NATIONAL FOOTBALL LEAGUE SCHEDULE

(All times local)

SUNDAY, SEPTEMBER 7

(First Weekend)

	KICKOFF
Atlanta at New Orleans	12:00
Cincinnati at Kansas City	3:00
Cleveland at Chicago	12:00
Detroit at Minnesota	12:00
Houston at Green Bay	12:00
Indianapolis at New England	4:00
Los Angeles Raiders at Denver	2:00
Los Angeles Rams at St. Louis	12:00
Miami at San Diego	1:00
New York Jets at Buffalo	4:00
Philadelphia at Washington	1:00
Pittsburgh at Seattle	1:00
San Francisco at Tampa Bay	1:00

MONDAY, SEPTEMBER 8

New York Giants at Dallas	8:00
---------------------------	------

THURSDAY, SEPTEMBER 11

(Second Weekend)

New England at New York Jets	8:00
------------------------------	------

SUNDAY, SEPTEMBER 14

Buffalo at Cincinnati	1:00
Cleveland at Houston	12:00
Dallas at Detroit	1:00
Green Bay at New Orleans	12:00
Indianapolis at Miami	4:00
Kansas City at Seattle	1:00
Los Angeles Raiders at Washington	1:00
Minnesota at Tampa Bay	4:00
Philadelphia at Chicago	12:00
St. Louis at Atlanta	1:00
San Diego at New York Giants	1:00
San Francisco at Los Angeles Rams	1:00

MONDAY, SEPTEMBER 15

Denver at Pittsburgh	9:00
----------------------	------

THURSDAY, SEPTEMBER 18

(Third Weekend)

Cincinnati at Cleveland	8:00
-------------------------	------

SUNDAY, SEPTEMBER 21

Atlanta at Dallas	12:00
Denver at Philadelphia	1:00
Houston at Kansas City	3:00
Los Angeles Rams at Indianapolis	12:00
Miami at New York Jets	1:00
New Orleans at San Francisco	1:00
New York Giants at Los Angeles Raiders	1:00
Pittsburgh at Minnesota	12:00
St. Louis at Buffalo	1:00

Seattle at New England	1:00
Tampa Bay at Detroit	1:00
Washington at San Diego	1:00

MONDAY, SEPTEMBER 22

Chicago at Green Bay	8:00
----------------------	------

SUNDAY, SEPTEMBER 28

(Fourth Weekend)

Atlanta at Tampa Bay	4:00
Chicago at Cincinnati	1:00
Detroit at Cleveland	1:00
Green Bay at Minnesota	12:00
Kansas City at Buffalo	1:00
Los Angeles Rams at Philadelphia	1:00
New England at Denver	2:00
New Orleans at New York Giants	1:00
New York Jets at Indianapolis	3:00
Pittsburgh at Houston	12:00
San Diego at Los Angeles Raiders	1:00
San Francisco at Miami	1:00
Seattle at Washington	1:00

MONDAY, SEPTEMBER 29

Dallas at St. Louis	8:00
---------------------	------

SUNDAY, OCTOBER 5

(Fifth Weekend)

Buffalo at New York Jets	4:00
Cincinnati vs. Green Bay at Milwaukee	12:00
Cleveland at Pittsburgh	1:00
Dallas at Denver	2:00
Houston at Detroit	1:00
Indianapolis at San Francisco	1:00
Los Angeles Raiders at Kansas City	12:00
Miami at New England	1:00
Minnesota at Chicago	12:00
New York Giants at St. Louis	12:00
Philadelphia at Atlanta	1:00
Tampa Bay at Los Angeles Rams	1:00
Washington at New Orleans	12:00

MONDAY, OCTOBER 6

San Diego at Seattle	6:00
----------------------	------

SUNDAY, OCTOBER 12

(Sixth Weekend)

Buffalo at Miami	1:00
Chicago at Houston	12:00
Denver at San Diego	1:00
Detroit at Green Bay	12:00
Kansas City at Cleveland	1:00
Los Angeles Rams at Atlanta	1:00
Minnesota at San Francisco	1:00

New Orleans at Indianapolis	12:00
New York Jets at New England	1:00
Philadelphia at New York Giants	4:00
St. Louis at Tampa Bay	1:00
Seattle at Los Angeles Raiders	1:00
Washington at Dallas	12:00

MONDAY, OCTOBER 13

Pittsburgh at Cincinnati	9:00
--------------------------	------

SUNDAY, OCTOBER 19 (Seventh Weekend)

Chicago at Minnesota	12:00
Dallas at Philadelphia	1:00
Detroit at Los Angeles Rams	1:00
Green Bay at Cleveland	1:00
Houston at Cincinnati	1:00
Indianapolis at Buffalo	1:00
Los Angeles Raiders at Miami	1:00
New England at Pittsburgh	1:00
New York Giants at Seattle	1:00
St. Louis at Washington	1:00
San Diego at Kansas City	3:00
San Francisco at Atlanta	1:00
Tampa Bay at New Orleans	12:00

MONDAY, OCTOBER 20

Denver at New York Jets	9:00
-------------------------	------

SUNDAY, OCTOBER 26 (Eighth Weekend)

Atlanta at Los Angeles Rams	1:00
Cincinnati at Pittsburgh	1:00
Detroit at Chicago	12:00
Los Angeles Raiders at Houston	12:00
Miami at Indianapolis	1:00
New England at Buffalo	1:00
New Orleans at New York Jets	1:00
St. Louis at Dallas	3:00
San Diego at Philadelphia	1:00
San Francisco vs. Green Bay at Milwaukee	12:00
Seattle at Denver	2:00
Tampa Bay at Kansas City	12:00

MONDAY, OCTOBER 27

Washington at New York Giants	9:00
-------------------------------	------

SUNDAY, NOVEMBER 2 (Ninth Weekend)

Atlanta at New England	1:00
Buffalo at Tampa Bay	1:00
Cincinnati at Detroit	1:00
Cleveland at Indianapolis	1:00
Dallas at New York Giants	1:00
Denver at Los Angeles Raiders	1:00
Green Bay at Pittsburgh	1:00
Houston at Miami	1:00
Kansas City at San Diego	1:00
Minnesota at Washington	4:00
New York Jets at Seattle	1:00

Philadelphia at St. Louis	12:00
San Francisco at New Orleans	12:00

MONDAY, NOVEMBER 3

Los Angeles Rams at Chicago	8:00
-----------------------------	------

SUNDAY, NOVEMBER 9 (Tenth Weekend)

Chicago at Tampa Bay	1:00
Cincinnati at Houston	12:00
Los Angeles Raiders at Dallas	3:00
Los Angeles Rams at New Orleans	12:00
Minnesota at Detroit	1:00
New England at Indianapolis	1:00
New York Giants at Philadelphia	4:00
New York Jets at Atlanta	1:00
Pittsburgh at Buffalo	1:00
St. Louis at San Francisco	1:00
San Diego at Denver	2:00
Seattle at Kansas City	12:00
Washington at Green Bay	12:00

MONDAY, NOVEMBER 10

Miami at Cleveland	9:00
--------------------	------

SUNDAY, NOVEMBER 16 (Eleventh Weekend)

Chicago at Atlanta	1:00
Cleveland at Los Angeles Raiders	1:00
Dallas at San Diego	1:00
Detroit at Philadelphia	1:00
Houston at Pittsburgh	1:00
Indianapolis at New York Jets	4:00
Kansas City at Denver	2:00
New England at Los Angeles Rams	1:00
Miami at Buffalo	1:00
New York Giants at Minnesota	12:00
New Orleans at St. Louis	12:00
Seattle at Cincinnati	1:00
Tampa Bay vs. Green Bay at Milwaukee	12:00

MONDAY, NOVEMBER 17

San Francisco at Washington	9:00
-----------------------------	------

THURSDAY, NOVEMBER 20 (Twelfth Weekend)

Los Angeles Raiders at San Diego	5:00
----------------------------------	------

SUNDAY, NOVEMBER 23

Atlanta at San Francisco	1:00
Buffalo at New England	1:00
Dallas at Washington	1:00
Denver at New York Giants	1:00
Detroit at Tampa Bay	1:00
Green Bay at Chicago	12:00
Indianapolis at Houston	12:00
Kansas City at St. Louis	3:00
Minnesota at Cincinnati	1:00
New Orleans at Los Angeles Rams	1:00
Philadelphia at Seattle	1:00
Pittsburgh at Cleveland	1:00

MONDAY, NOVEMBER 24

New York Jets at Miami 9:00

THURSDAY, NOVEMBER 27**(Thirteenth Weekend)****(Thanksgiving Day)**

Green Bay at Detroit 12:30

Seattle at Dallas 3:00

SUNDAY, NOVEMBER 30

Atlanta at Miami 1:00

Buffalo at Kansas City 12:00

Cincinnati at Denver 2:00

Houston at Cleveland 1:00

Los Angeles Rams at New York Jets 1:00

New England at New Orleans 12:00

Philadelphia at Los Angeles Raiders 1:00

Pittsburgh at Chicago 12:00

San Diego at Indianapolis 1:00

Tampa Bay at Minnesota 12:00

Washington at St. Louis 12:00

MONDAY, DECEMBER 1

New York Giants at San Francisco 6:00

SUNDAY, DECEMBER 7**(Fourteenth Weekend)**

Cincinnati at New England 1:00

Cleveland at Buffalo 1:00

Dallas at Los Angeles Rams 6:00

Denver at Kansas City 12:00

Detroit at Pittsburgh 1:00

Houston at San Diego 1:00

Indianapolis at Atlanta 1:00

Miami at New Orleans 12:00

Minnesota at Green Bay 12:00

New York Giants at Washington 1:00

New York Jets at San Francisco 1:00

St. Louis at Philadelphia 1:00

Tampa Bay at Chicago 12:00

MONDAY, DECEMBER 8

Los Angeles Raiders at Seattle 6:00

SATURDAY, DECEMBER 13**(Fifteenth Weekend)**

Pittsburgh at New York Jets 12:30

Washington at Denver 2:00

SUNDAY, DECEMBER 14

Buffalo at Indianapolis 1:00

Cleveland at Cincinnati 1:00

Green Bay at Tampa Bay 1:00

Kansas City at Los Angeles Raiders 1:00

Miami at Los Angeles Rams 1:00

Minnesota at Houston 3:00

New Orleans at Atlanta 1:00

Philadelphia at Dallas 12:00

St. Louis at New York Giants 1:00

San Francisco at New England 1:00

Seattle at San Diego 1:00

MONDAY, DECEMBER 15

Chicago at Detroit 9:00

FRIDAY, DECEMBER 19**(Sixteenth Weekend)**

Los Angeles Rams at San Francisco 5:00

SATURDAY, DECEMBER 20

Denver at Seattle 1:00

Green Bay at New York Giants 12:30

SUNDAY, DECEMBER 21

Atlanta at Detroit 1:00

Buffalo at Houston 12:00

Chicago at Dallas 3:00

Indianapolis at Los Angeles Raiders 1:00

Kansas City at Pittsburgh 1:00

New Orleans at Minnesota 12:00

New York Jets at Cincinnati 1:00

San Diego at Cleveland 1:00

Tampa Bay at St. Louis 12:00

Washington at Philadelphia 1:00

MONDAY, DECEMBER 22

New England at Miami 9:00

LARGEST MARGIN OF VICTORY**Bears 73, Redskins 0-12/8/40****Bears 57, Colts 0-11/25/62****Bears 61, Packers 7-12/7/80****Bears 56, Giants 7-11/14/43****Bears 49, Lions 0-10/19/41**

OFFENSIVE TRENDS

Offensive Statistics	1967	1968	1969	1970	1971	1972	1973	1974	1975	1976	1977	1978	1979	1980	1981	1982	1983	1984	1985
first downs/game	12.5	15.6	16.9	12.8	13.5	13.6	13.8	14.5	13.6	14.4	17.6	16.4	15.7	17.9	17.4	17.0	19.3	18.6	21.4
net yards/game	235.2	289.9	254.9	233.2	238.3	247.7	223.5	228.6	249.4	274.5	332.5	278.7	289.8	302.2	289.6	277.4	364.4	339.8	364.8
yards/rush/game	132.3	169.8	148.4	78.0	102.4	168.6	136.2	105.7	118.1	168.8	200.8	157.9	155.4	152.5	135.7	125.2	170.4	185.9	172.6
yards/rush	3.8	4.7	4.5	3.1	3.9	4.4	3.8	3.4	3.7	4.1	4.7	4.0	3.9	4.2	3.5	4.1	4.7	4.4	4.5
rush/game	34.9	35.7	33.0	25.2	26.1	38.3	35.4	31.0	31.5	41.3	42.8	39.6	39.1	36.2	38.0	30.8	36.4	42.1	38.1
yards/pass/game	102.9	120.1	106.4	155.2	135.9	79.1	87.3	122.9	131.4	105.7	131.7	120.8	134.4	149.7	153.9	167.2	194.0	153.9	192.3
yards/pass att.	6.24	5.45	5.02	5.76	5.18	6.26	5.34	5.25	6.09	6.13	6.79	6.31	5.1	6.61	5.0	5.7	6.9	6.3	7.7
pass/game	19.1	24.5	27.4	30.1	31.6	14.6	21.6	28.3	25.4	19.9	21.8	22.0	23.3	25.3	30.6	29.1	28.0	24.4	26.9
comp./game	9.4	11.3	13.8	15.0	13.3	5.6	9.7	13.2	13.6	8.8	11.5	11.6	12.2	13.1	13.9	15.7	15.9	14.1	14.8
int./game	1.3	1.5	1.5	1.6	2.0	0.9	1.1	1.6	1.6	1.1	1.3	1.8	1.1	1.6	1.4	1.2	1.3	0.94	1.0
punts/game	5.6	4.7	5.4	6.0	5.5	4.8	6.1	6.5	6.7	7.1	5.9	6.0	5.8	4.9	7.1	6.6	5.9	5.3	4.3
fum./game	1.8	2.0	1.9	2.1	2.0	2.9	2.9	2.5	2.5	1.7	2.6	1.4	1.3	1.4	2.3	1.6	1.6	1.9	1.5
fum. lost/game	1.0	0.9	1.2	1.0	1.3	1.6	1.9	1.1	1.2	0.9	1.2	0.5	0.8	0.9	1.1	0.8	0.8	1.0	0.9
touchdowns/game	2.1	1.8	1.9	2.0	1.4	1.9	1.6	1.3	1.6	2.2	2.2	1.8	2.3	2.4	1.9	1.8	2.4	2.3	3.2
tds rush/game	0.9	1.0	1.0	0.2	0.4	1.1	0.8	0.7	0.8	1.4	1.3	1.2	1.1	1.4	0.8	0.4	0.8	1.4	1.7
tds pass/game	0.6	0.7	0.8	1.5	0.9	0.6	0.6	0.6	0.6	0.6	0.8	0.4	1.1	0.8	0.9	1.0	1.3	0.88	1.1
tds ret./game	0.6	0.1	0.1	0.3	0.1	0.2	0.2	0.0	0.1	0.1	0.1	0.2	0.2	0.2	0.3	0.0	0.25	.06	0.4
points/game	17.1	17.9	15.0	18.3	13.2	16.1	13.9	10.9	13.6	18.1	18.2	15.8	19.1	19.0	15.8	14.1	19.4	20.3	28.5

DEFENSIVE TRENDS

BEARS / 169

Defensive Statistics	1967	1968	1969	1970	1971	1972	1973	1974	1975	1976	1977	1978	1979	1980	1981	1982	1983	1984	1985
first downs/game	15.4	17.1	14.9	16.7	16.7	16.0	17.6	16.5	20.1	17.8	17.2	17.6	17.0	17.8	18.1	18.4	17.9	13.5	14.8
net yards/game	243.3	312.2	277.2	290.5	322.9	280.2	298.8	272.7	326.9	300.1	306.1	292.5	286.3	306.7	337.1	316.2	320.8	241.3	258.4
yards rush/game	109.6	121.7	135.7	105.1	151.1	125.1	179.2	124.2	147.9	141.7	154.1	135.9	123.9	125.9	154.5	99.7	125	86.1	82.4
yards/rush	3.7	4.0	4.3	3.2	4.1	3.7	4.5	3.4	3.8	3.8	4.0	3.9	3.7	4.0	4.0	3.4	4.1	3.6	3.7
rush/game	29.9	30.5	31.4	32.8	36.4	34.0	40.2	37.1	39.1	37.3	38.9	35.5	32.4	31.6	32.5	29.0	30.1	23.6	22.4
yards pass/game	133.9	190.5	141.5	185.4	171.7	155.1	119.6	148.5	179.0	158.4	151.9	156.6	157.8	180.8	203.0	216.6	195.8	155.4	176.0
yards/pass att.	5.80	8.69	7.56	7.42	7.20	6.86	6.53	6.84	7.08	6.51	6.19	6.55	5.1	7.25	6.1	6.6	6.4	5.7	5.4
pass/game	26.4	23.8	21.1	28.1	25.9	24.4	21.6	23.5	28.5	28.6	26.9	27.3	28.6	28.2	32.8	32.7	30.6	27.2	32.6
comp./game	12.0	12.3	10.7	16.6	13.7	12.9	11.1	12.4	14.9	14.3	13.0	14.9	13.9	14.9	14.6	18.2	15.6	12.3	15.6
int./game	2.0	1.3	1.1	1.1	1.6	1.5	1.0	1.3	0.9	1.7	1.3	1.1	1.8	1.1	1.1	1.4	1.4	1.3	2.1
punts/game	5.5	4.7	4.5	6.2	4.7	3.7	4.7	5.5	6.1	6.1	6.6	6.1	5.6	5.1	6.1	5.4	6.2	6.3	5.6
touchdowns/game	1.9	3.1	3.1	2.2	2.1	2.2	2.6	2.4	3.4	1.8	1.9	2.1	1.9	2.0	2.4	2.2	2.3	1.8	1.4
tds rush/game	0.9	1.2	1.2	0.8	1.0	0.8	1.4	1.2	1.8	0.7	1.0	0.9	0.6	0.6	0.8	0.4	1.3	0.63	0.4
tds pass/game	1.0	1.8	1.6	1.3	0.9	1.1	1.2	0.9	1.6	1.1	0.5	1.0	1.3	1.3	1.4	1.6	0.9	0.88	1.0
tds ret./game	0.1	0.1	0.2	0.1	0.2	0.3	0.1	0.3	0.1	0.0	0.4	0.1	0.1	0.1	0.2	0.2	0.06	0.31	0.1
points/game	15.6	23.8	24.2	18.6	19.7	19.6	23.9	19.9	27.1	15.4	18.1	17.1	15.4	16.5	20.3	19.3	18.8	15.5	12.4
team pen./game	7.0	8.1	6.4	—	5.6	5.3	5.5	6.3	7.1	8.1	6.9	6.3	6.4	6.3	7.4	5.8	5.4	5.4	6.5
team pen. yards./game	68.1	85.3	67.1	—	58.5	41.0	48.0	48.5	62.9	70.3	60.9	59.9	53.7	52.6	59.5	50.1	42.9	43.6	57.0

MEDIA INFORMATION

CREDENTIAL REQUESTS: News media representatives who have not been issued season press credentials should request single game credentials in advance by writing to or calling Ken Valdiserri, Director of Public Relations, Halas Hall, 250 N. Washington Road, Lake Forest, IL 60045 (312) 295-6600. Credentials will be left at the WILL CALL window located near Gate "O" on the south end of the stadium. Will Call opens three hours before kickoff. Space is extremely limited in the Soldier Field Press Box. No guests are permitted and credentials are limited to working press only.

PHOTOGRAPHERS: Sideline credentials for field photographers are issued by the Bears Public Relations Department. Space limitations make it impossible to accredit free lance photographers who are not on specific assignment by a recognized sports or news publication. Sideline credentials must be reserved at least five days in advance of the game and can be picked up at Gate "O".

PARKING: A limited number of media parking is available at Soldier Field. Applications must be made in writing on newspaper, magazine, radio station, or television station letterhead to Ken Valdiserri.

TELEPHONES: The Bears cooperate with the Pro Football Writers Association telephone co-op system for copy transmission. Media outlets not participating in the PFWA system should make their own arrangements for dedicated phone service. To order phones in the Soldier Field Press Box, call: Vito Sanchez at Illinois Bell (312) 750-2033. For instruments, contact John Windebank at AT&T (312) 326-0886.

DRIVING DIRECTIONS TO SOLDIER FIELD FROM O'HARE AIRPORT: Take Kennedy Expressway to Congress, east to Columbus, south (right) to Lake Shore Drive, Soldier Field on left.

DRIVING DIRECTIONS FROM SOLDIER FIELD TO O'HARE AIRPORT: Take Lake Shore Drive north to Balbo, left to Columbus, right to Congress, to Kennedy Expressway to airport.

DIRECTIONS OUT OF PRESS BOX AFTER GAME: Take press box elevator down to first level concourse inside stadium . . . follow inside concourse to south end of stadium, to gate "O" and exit. All taxi cabs are instructed to pick up at gate "O".

POST-GAME TRANSPORTATION: Please advise Bears PR personnel as soon as possible should you require transportation following the game.

BEAR PR PERSONNEL TELEPHONE NUMBERS

Bear Office: (312) 295-6600, ext. 219-221
Bear Press Box: (312) 461-9060
Ken Valdiserri: (312) 459-6323 (Home)
Bryan Harlan: (312) 975-8082 (Home)
Bear Hot-line: (312) 295-6729

BEARS' ROAD HEADQUARTERS-1986

LONDON EXHIBITION: Intercontinental Hyde Park, One Hamilton Place, London W1V 0Q4-1-409-3131.
ATLANTA FALCONS: Atlanta Hilton, Courtland and Harris Streets, NE, Atlanta, GA (30043)-404/659-2000.

CINCINNATI BENGALS: Cincinnati Westin, At Fountain Square, Cincinnati, OH (45202)-513/621-7700.

DALLAS COWBOYS: Dallas Marriott Quorum, 14901 Dallas Parkway, Dallas, TX (75240)-214/661-2800.

DETROIT LIONS: Northfield Hilton, 5500 Crooks Road at I-75, Troy, MI (48098)-313/879-2100.

GREEN BAY PACKERS: Oneida Rodeway Inn, 2040 Airport Drive, Green Bay, WI (54303)-414/494-7300.

HOUSTON OILERS: Houston Downtown Holiday Inn, 801 Calhoun St., Houston, TX (77002)-713/659-2222.

MINNESOTA VIKINGS: Minneapolis Hilton, 1300 Industrial Boulevard, Minneapolis, MN (55413)-612/331-1900.

PITTSBURGH STEELERS: Pittsburgh Hilton, Gateway Center, Pittsburgh, PA (15222)-412/391-4600.

TAMPA BAY BUCCANEERS: Bay Harbor Inn, 7700 Courtney Campbell Causeway, Tampa, FL (33607)-813/885-2541.

BEARS ON RADIO

For the second year in a row, all Bears' games can be heard on WGN-radio (720 AM) live with play-by-play descriptions by Wayne Larrivee and analysis by Jim Hart and Dick Butkus. WGN will have extensive pre-game and post-game programming handled by the three-man broadcast crew along with WGN Sports Director Chuck Swirsky and Dave Eanet, who produces the games. The Bears radio network has 32 affiliate stations representing 8 states.



Wayne Larrivee

After handling play-by-play for the Kansas City Chiefs for eight years, Wayne begins his second season with WGN as the voice of the Bears. Wayne covered the Chiefs while serving as sports director of KCMO-radio in Kansas City and also did play-by-play of telecasts of Missouri Valley Conference basketball which he continued this past off-season. A New England native, Larrivee has also broadcast University of Colorado basketball and University of Iowa football. He and his wife, Julie, have one son and reside in Buffalo Grove, IL.

Dick Butkus

One of the greatest players in Bears' annals, Dick returns for a second year on the Bears radio team. Dick is a nationally known actor who's credits include Magnum P.I., Fantasy Island, Love Boat, Taxi, Legend of Sleepy Hollow, Brian's Song and several advertisements. Butkus played in eight Pro Bowls during his nine-year career and is in the NFL Hall of Fame. He was a two time all-American at the University of Illinois before joining the Bears in 1965 as a middle linebacker. Dick and his family currently live in El Rancho Mirage, California.

Jim Hart

After 19 years as a top NFL quarterback, Jim brings his football expertise to the broadcast booth in his second year with WGN. Jim had a brilliant 18-year career with the St. Louis Cardinals before finishing in 1984 with the Washington Redskins, where his final game was against the Bears in the playoffs. He ranks third all-time in the NFL in pass completions (2,590), pass attempts (5,069) and passing yards (34,639). He trails John Unitas and Fran Tarkenton in all three categories. Jim and his wife, Mary, have three children and reside in St. Louis.

NETWORK

ARIZONA

KCKY COOLIDGE

HAWAII

KGU HONOLULU

IOWA

KLBA ALBIA
KCIW CARROLL
WHO DES MOINES
KOTD DUBUQUE
KOSG-FM OSAGE
KWLO WATERLOO

ILLINOIS

WDWS CHAMPAIGN
WEIC CHARLESTON
WDAN DANVILLE
WFPS-FM FREEPORT
WRAM MONMOUTH
WMBD PEORIA
WPOK-WJEZ-FM PONTIAC
WGEM QUINCY
WRVI-FM VIRDEN
WFRX-FM WEST FRANKFORT

INDIANA

WEZR FORT WAYNE
WCDE-FM LA PORTE
WNZE-FM PLYMOUTH
WSBT SOUTH BEND
WKUZ-FM WABASH
WRSW WARSAW

MICHIGAN

WLAV GRAND RAPIDS
WQSN KALAMAZOO

NEVADA

KROL LAS VEGAS

WISCONSIN

WKPL-FM PLATTEVILLE

1986 OPPONENTS

ATLANTA FALCONS: Head Coach-Dan Henning. PR Director-Charlie Dayton.
Home-Atlanta-Fulton County Stadium (60,763). 1985 Record-Won 4, Lost 12. Office
Telephone-(404)945-4144.

CINCINNATI BENGALS: Head Coach-Sam Wyche. PR Director-Al Heim Home-Riverfront
Stadium (59,754). 1985 Record-Won 7, Lost 9. Office Telephone-(513)621-3559.

CLEVELAND BROWNS: Head Coach-Marty Schottenheimer. PR Director-Kevin Byrne.
Home-Cleveland Stadium (80,098). 1985 Record-Won 8, Lost 8. Office
Telephone-(216)696-5555.

DALLAS COWBOYS: Head Coach-Tom Landry. PR Director-Doug Todd. Home-Texas
Stadium (63,749). 1985 Record-Won 10, Lost 6. Office Telephone-(214)556-9900.

DETROIT LIONS: Head Coach-Darryl Rogers. PR Director-George Heddleston.
Home-Pontiac Silverdome (80,638). 1985 Record-Won 7, Lost 9. Office
Telephone-(313)335-4131.

GREEN BAY PACKERS: Head Coach-Forrest Gregg. PR Director-Lee Rummel.
Home-Lambeau Field (56,926). 1985 Record-Won 8, Lost 8. Office
Telephone-(414)494-2351.

HOUSTON OILERS: Head Coach-Jerry Glanville. PR Director-Chip Namias.
Home-Astrodome (50,496). 1985 Record-Won 5, Lost 11. Office Telephone-(713)728-4002.

LOS ANGELES RAMS: Head Coach-John Robinson. PR Director-Pete Donovan.
Home-Anaheim Stadium (69,007). 1985 Record-Won 11, Lost 5. Office
Telephone-(213)585-5400.

MINNESOTA VIKINGS: Head Coach-Jerry Burns. PR Director-Merrill Swanson.
Home-Metrodome (62,212). 1985 Record-Won 7, Lost 9. Office Telephone-(612)828-6500.

PHILADELPHIA EAGLES: Head Coach-Buddy Ryan. PR Director Ed Wisneski.
Home-Veterans Stadium (71,640). 1985 Record-Won 7, Lost 9. Office
Telephone-(215)463-2500.

PITTSBURGH STEELERS: Head Coach-Chuck Noll. PR Director-Joe Gordon.
Home-Three Rivers Stadium (59,000). 1985 Record-Won 7, Lost 9. Office
Telephone-(412)323-1200.

TAMPA BAY BUCCANEERS: Head Coach-Leeman Bennett. PR Director-Rick Odioso.
Home-Tampa Stadium (74,270). 1985 Record-Won 2, Lost 14. Office
Telephone-(813)870-2700.

HOME GATE ATTENDANCE

Season	Capacity	Ticket Distribution	Actual Attendance	Ticket Average
1975	57,455	387,312	323,868	55,330
1976	57,359	401,123	351,812	57,303
1977	57,359	401,513	336,500	57,359
1978	57,359	458,872	385,976	57,359
1979	57,979	463,832	416,168	57,979
1980	64,154	513,232	464,897	64,154
1981	64,410	515,280	436,563	64,410
1982	65,793	249,354	183,626	62,339
1983	65,793	525,897	418,771	65,737
1984	65,793	516,347	462,159	64,543
1985	65,793	526,344	486,212	65,793

CRUNCHERS OF THE MIDWAY




TO-LAY'S®
FLES®
RADY'S™ and
TA GOLD™ are
emarks of
-Lay., ©1986.

Frito-Lay and the
Chicago Bears
team up for a
better Chicago.

Frito-Lay, Inc., maker of quality snacks,
is donating \$100 to Childrens
Memorial Hospital for every point
scored by the Chicago Bears
during regular and post-season
games.

Challenge
for Children



DORITOS®, FRITO-LAY'S®, RUFFLES®, O'GRADY'S®, TOSTITOS®, CHEE-TOS® and FRITOS® are registered trademarks of Frito-Lay, Inc., © 1985.